

**KEEP ON RIDING**

**Mitas**



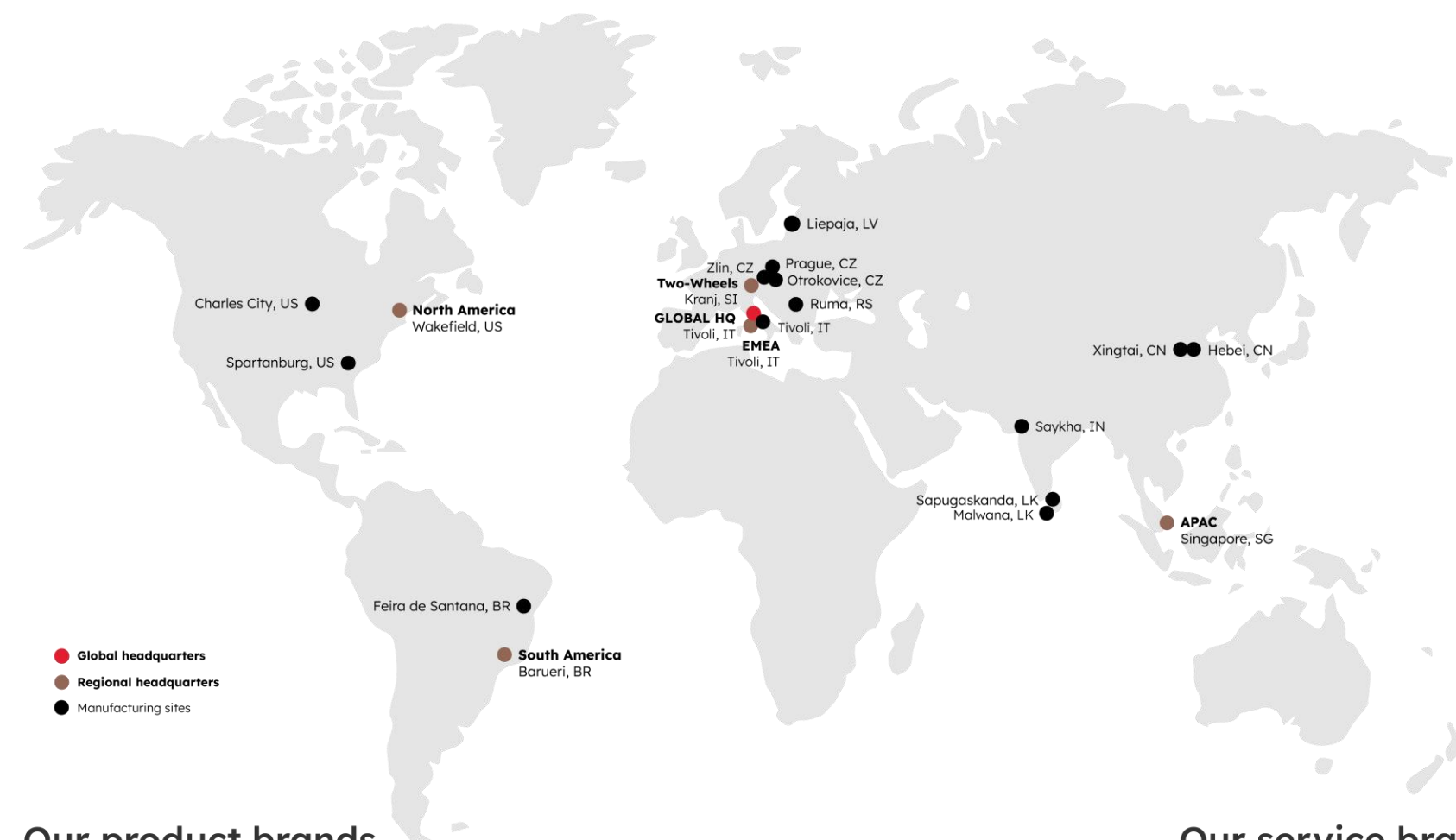
**PRODUCT RANGE 2024**



# Today we are part of Yokohama TWS

Yokohama TWS is part of The Yokohama Rubber Co., Ltd.

## Our global presence



## Our product brands



## Our service brand



# Welcome to the world of TWS

Tire and wheel solutions for a more productive and sustainable future

## Our segments

### Agriculture



**Tractors**  
M4WD tractors, 4WD isodiametric and articulated tractors, row crop tractors



**Harvesters**  
Combines, other harvesters, hay and forage machines



**Transport equipment**  
Trailers, other transport equipment



**Agro-Industrial machinery**  
Telehandlers, agricultural loaders, other agro-industrial machines



**Crop processing equipment**  
Ploughs, planting, cultivation, irrigation equipment



**Harvesters**  
Combines, other harvesters, hay and forage machines



**Harvesters**  
Combines, other harvesters, hay and forage machines



**Forestry machinery**  
Forwarders, skidders, bunchers, loaders



**Green area machinery**  
Lawnmowers, turf equipment, utility vehicles, golf carts

### Material Handling



**Counterbalanced forklift trucks**  
Battery and combustion counterbalanced forklift trucks



**Narrow aisle trucks and pallet stackers**  
Reach and order forklift trucks, narrow aisle trucks, walkie pallet trucks, powered trucks



**Port equipment**  
Container handlers, straddle carriers, reach stackers, lift trucks, trailers



**Ground Support Equipment**  
Trailers, baggage cargos, passenger boarding bridges, tow tractors

### Construction & Mining



**Transport machinery**  
Articulated dump trucks, rigid dump trucks



**Loading machinery**  
Wheel loaders, compact wheel loaders



**Road construction & building machinery**  
Excavators, skid steer loaders, backhoes, compact track loaders



**Lifting machinery**  
Industrial telehandlers, boom lifts, cranes

### Two-Wheels & Go-Karts



**On-Road motorcycles**  
Sports, sport touring, adventure, custom and street bikes



**Off-Road motorcycles**  
Enduro, dual-sports, motocross, pitcross, speedway, flat track and trial bikes



**Scooters**  
Scooters, mopeds



**Go-Karts**  
Rental and racing karts



# Background & History of Mitas



- Mitas brand (*Michelin Veritas*) originated in the early 1900's as JV between Michelin and Veritas with factories in the Czech Republic. After WWII car tire production from Bata, Rubena and Mitas was merged into Barum, today owned by Continental.
- ČGS holding (Mitas) acquires Trelleborg 2W business.
- Mitas (CGS holding) purchased the Sava motorcycle business in 2012 - Sava branded motorcycle tires are rebranded to Mitas.
- Trelleborg (TWS) purchased Mitas in 2016. Invested heavily in the Motorcycle business and divested from Rubena production facility (Bicycle Production) in 2020.
- Today we produce motorcycle and scooter tires in Kranj, Slovenia and have opened a new plant in Gujarat, India.
- Acquisition of Trelleborg Wheel Systems by The Yokohama Rubber Co., Ltd. has been successfully completed on May 2, 2023.



Our association with motorsport dates back to 1947 when we began to manufacture motorcycle tires for speedway and the Mitas brand was born.






# Motorcycle tyre range




Mitas Moto value proposition leverages on „Keep on riding“ motto, reflecting the brand's synergy with the dynamic lifestyle on two wheels. Partnerships with motorcycle manufacturers and racers allow Mitas to develop the tires that meet the needs of modern riders.





# ON-ROAD and SCOOTER RANGE



TOURING FORCE



SPORT FORCE+RS



SPORT FORCE+EV



SPORT FORCE+



MC-50



CUSTOM FORCE



MC-32



MC-25 BOGART



MC-9



MC-7



H-06




H-04



H-03



H-02



TOURING FORCE



MC-20 MONSUM



MC-18



MC-17



MC-19



MC-32 WIN SCOOT



MC-35 S-RACER 2.0



MC-34



MC-20 MONSUM



S-05



B-13



B-14



MC-5



MC-12



MC-22  
ELEGANCE



B-8



B-7



B-4



B-3



MC-11



MC-2




MC-51  
MEDITERRA



M-02



# ADVENTURE and OFF-ROAD RANGE



TOURING FORCE



TERRA FORCE-R



ENDURO TRAIL-ADV



MC 24



ENDURO TRAIL+




ENDURO TRAIL



MC 23  
ROCKRIDER



ENDURO TRAIL-XT



ENDURO TRAIL-XT+




ENDURO TRAIL-RALLY



E-05



E-06



TERRA FORCE-EF



TERRA FORCE-EF PRO



TERRA FORCE-EX SM



TERRA FORCE-EX MH



TERRA FORCE-EX XT



TERRA FORCE-EX HT



ENDURO HYBRID



STONE KING



TERRA FORCE  
-MX SAND 2



TERRA FORCE  
-MX SAND



TERRA FORCE-MX SM



TERRA FORCE-MX MH



TRIAL



SPEEDWAY



FLAT TRACK

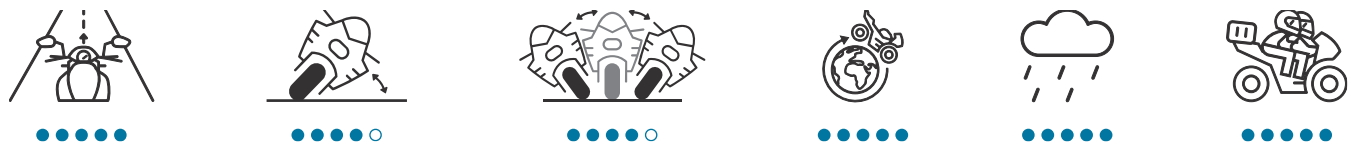


# Sport Touring & Sport range



<div>TOURING</div> <div>RACING</div>	Brand Segment	Mitas	PIRELLI	MICHELIN	Continental	BRIDGESTONE	DUNLOP	METZELER
	Sport Touring	Touring Force	Angel GT II	Sport	RoadAttack 4	T32	RoadSmart IV	RoadTec 01 SE
	Sport	Sport Force+	Diablo Rosso IV	Power 5	SportAttack 4	Battlax S22	SportSmart 3	Sportec M9RR
	Hyper Sport	Sport Force+ EV	Diablo SuperCorsa SP V4	Power Cup Evo (< ±500cc) Power GP(> ±600cc)	RaceAttack 2 Street	Battlax RS11	SportSmart TT (EU) SportMax Q5 (NA)	
	Track day Road Legal	Sport Force+ RS	Diablo SuperCorsa SC SC1, SC2, SC3	Power Cup 2	RaceAttack 2 Soft/Medium	Battlax R11	GP Racer D212 (old) D213 GP Pro+	Racetec RR K1, K2, K3
	Racing Slick / Wet / Rain		Diablo Superbike Diablo Wet Diablo Rain	Power Slick 2 Power Performance Slick Power Performance 24 Power Performance Cup (NHS) Power Rain	Track RaceAttack Rain	Battlax V02 Battlax W01	GP Racer Slick KR Slick Range+ Moto2	RR Slick TD Slick RR Intermediate RR Rain





- Designed for all-round performance and safety on all types of paved roads.
- Multi compound technology (MCTT) for a longer service life and high silica content for optimal grip in both dry and wet road conditions.
- Recommended for Super Sports, Sports Naked, Sports Touring (GT), Maxi Scooters and Dual-Purpose Adventure Touring motorcycles.

FRONT		
120/60ZR17	(55W)	TL
120/70ZR17	(58W)	TL
REAR		
160/60ZR17	(69W)	TL
180/55ZR17	(73W)	TL
190/50ZR17	(73W)	TL
190/55ZR17	(75W)	TL



Competitors:



DUNLOP ROAD SMART IV



PIRELLI ANGEL GT II



MICHELIN ROAD 5



BRIDGESTONE SPORT TOURING T32

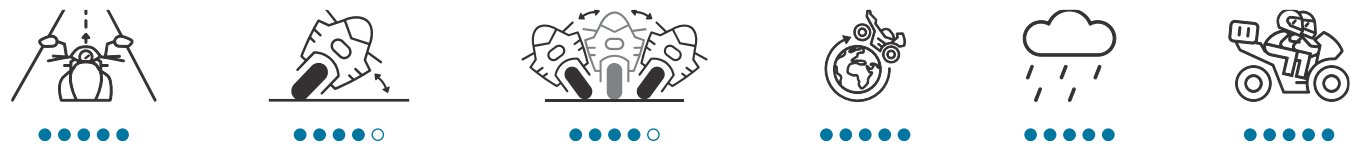


METZELR ROADTEC 01 SE



CONTINENTAL ROAD ATTACK 4





- Extension of TOURING FORCE range
- 15" radials for maxi scooter & Yamaha Nikken front (combination with TOURING FORCE 190/55ZR17 rear)
- V speed index



FRONT		
120/70R15	56V	TL
REAR		
160/60R15	67V	TL



Competitors:



BRIDGESTONE BATTLAX SC



DUNLOP ROADSMART III



PIRELLI DIABLO ROSSO SCOOTER

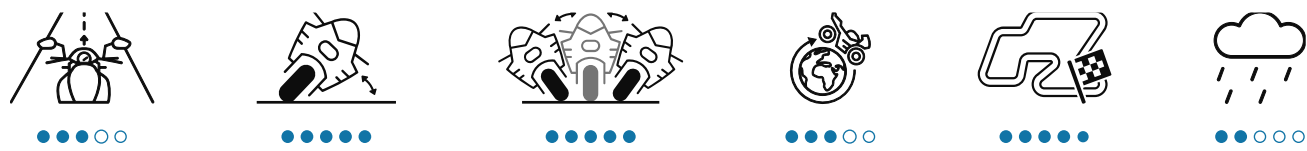


METZELER ROADTEC SCOOTER



MICHELIN ROAD 4 SCOOTER





- Designed for race tracks, ready to be used on public roads.
- Racing Soft compound ensures optimal grip at extreme lean angles at a service temperature of 80°C.
- Tested by Randy Krummenacher to deliver incredible lap times on Super Sports and Sport Naked motorcycles.



FRONT		
110/70ZR17	(54W)	TL
120/70ZR17	(58W)	TL
REAR		
140/70ZR17	66W	TL
150/60ZR17	(66W)	TL
180/55ZR17	(73W)	TL
180/60ZR17	(75W)	TL
190/55ZR17	(75W)	TL
200/55ZR17	(78W)	TL



Julien Cregniot 19<sup>th</sup> place at 2023 Manx Grand Prix, Isle of Man

Competitors:



PIRELLI SUPERCORSA SC2 V3



BRIDGESTONE RS11



DUNLOP D213 GP PRO



METZELLER RACETEC RR K2

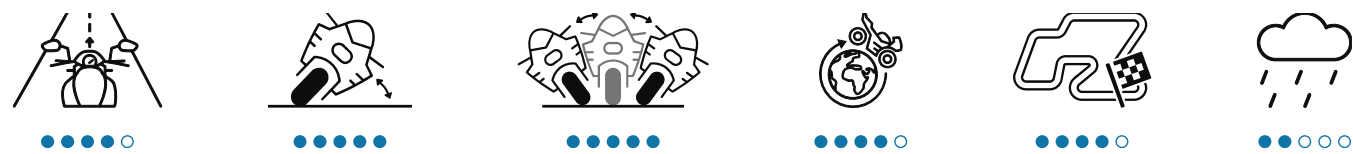


MICHELIN POWER CUP 2



CONTINENTAL RACE ATTACK 2 MEDIUM





- Designed for public roads, ready to be used on the race track.
- Multi compound technology (MCTT) for improved traction at high service temperatures and optimal grip at extreme lean angles.
- Recommended for Super Sports, Sports Naked and Sport Touring motorcycles.



FRONT

120/70ZR17	(58W)	TL
------------	-------	----

REAR

160/60ZR17	(69W)	TL
180/55ZR17	(73W)	TL
180/60ZR17	(75W)	TL
190/55ZR17	(75W)	TL
200/55ZR17	(78W)	TL

2024

2024



Competitors:



DUNLOP SPORTSMART TT



MICHELIN POWER GP



CONTINENTAL RACE ATTACK 2 STREET

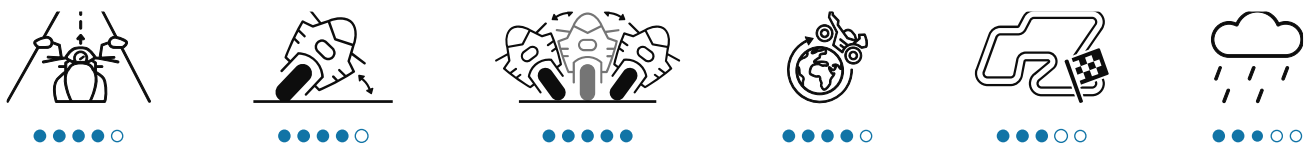


PIRELLI DIABLO SUPERCORSA SP V4




BRIDGESTONE RS11





- Designed to be a safe and predictable choice for every day riding on paved roads.
- Special compound designed to reach optimal service temperature extremely fast.
- Recommended for Super Sports, Sports Naked and Street Naked motorcycles.



FRONT		
110/70ZR17	(54W)	TL
120/60ZR17	(55W)	TL
120/65ZR17	(56W)	TL
120/70ZR17	(58W)	TL
REAR		
140/70ZR17	66W	TL
150/60ZR17	(66W)	TL
160/60ZR17	(69W)	TL
180/55ZR17	(73W)	TL
190/50ZR17	(73W)	TL
190/55ZR17	(75W)	TL



Competitors:



DUNLOP SPORTSMART MK3



METZELER M9RR



MICHELIN POWER 5



CONTINENTAL SPORT ATTACK 4

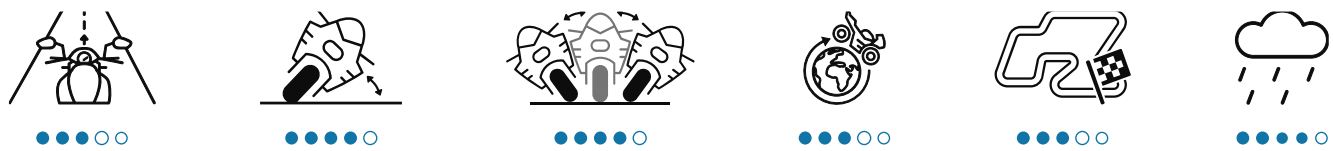


PIRELLI DIABLO ROSSO IV



BRIDGESTONE HYPERSPORT S22





- Designed to be a safe and predictable choice for every day riding on paved roads.
- Special compound designed to reach optimal service temperature extremely fast.
- Recommended for Retro and Street Naked motorcycles.

FRONT		
80/100-17	46S	TL*
100/80-17	52H	TL*
100/90-17	55S	TL*
110/70-17	54H	TL*
110/80-17	57H	TL*
100/90-18	56H	TL*
100/90-19	57H	TL*
REAR		
130/70-17	62H	TL*
130/80-17	65H	TL*
140/70-17	66H	TL*
140/80-17	69H	TL*
120/90-18	65H	TL*

TL\* - on tube type rim fit a tube



Competitors:



DUNLOP SPORTMAX Q-LITE



METZELER SPORTEC STREET

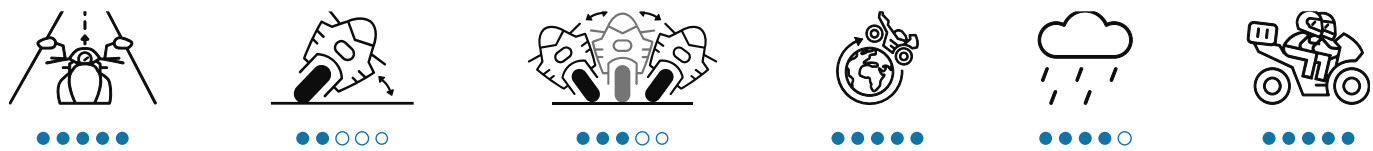


PIRELLI SPORT DEMON



BRIDGESTONE BATTLAX BT-39





- Designed to be safe and predictable, for every day cruising with a unique thread pattern.
- Special compound with high silica content designed for longer service life and optimal grip in both dry and wet road conditions.
- Recommended for Classic Cruiser and Power Cruiser motorcycles.

FRONT			
130/90-16 (MT90-16)	67H	TL*	
130/90B16 (MT90 B16)	73H	TL*	
100/90-19 (MM90-19)	57H	TL*	
80/90-21 (MH90-21)	54H	TL*	
REAR			
170/80B15	77H	TL*	
130/90B16 (MT90 B16)	73H	TL*	
150/80B16 (MV85 B16)	77H	TL*	

TL\* - on tube type rim fit a tube



Competitors:



BRIDGESTONE BATTLECRUISE H50



DUNLOP D404



MICHELIN COMANDER III CRUISER



METZELER CRUISETEC



PIRELLI MT66 ROUTE

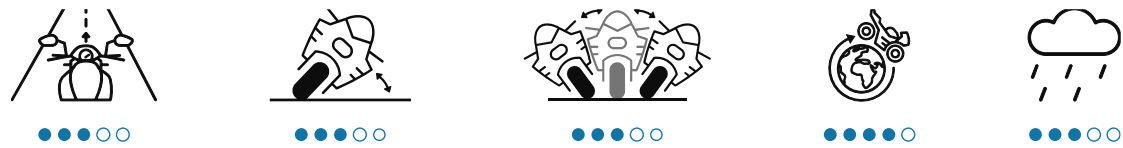


CONTINENTAL CONTI TOUR



AVON COBRA CHROME

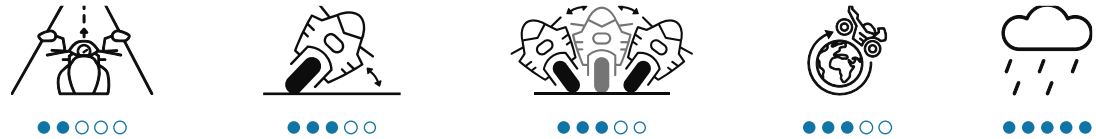




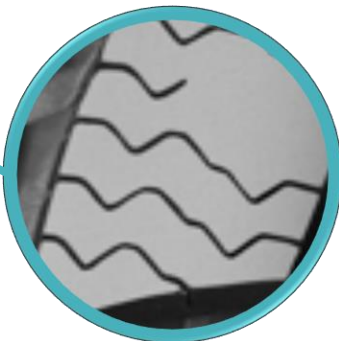
- Designed with a M+S (Mud & Snow) pattern to be safe and predictable even in off-road conditions.
- Special durable compound designed to perform in ON and OFF road conditions.
- Sizes available for Standard motorcycles.

FRONT			
100/80-17	52R	TL*	
100/80-17	52R	TL*	SIPES
REAR			
130/70-17	62R	TL*	
130/70-17	62R	TL*	SIPES

TL\* - on tube type rim fit a tube



- Cold resistant compound designed for increased traction and optimal grip at low temperatures.
- Suitable for stud installation.
- Tread sipes designed for optimum grip performance in slush and snow conditions







## MC-25 BOGART

FRONT		
100/80-17	52S	TL*
100/80-17	52R	TL*
REAR		
130/70-17	62S	TL*
130/70-17	62R	TL*
FRONT / REAR		
80/90-17	44R	TL*

TL\* - on tube type rim fit a tube



## MC-9

FRONT		
90/90-16	48P	TL*

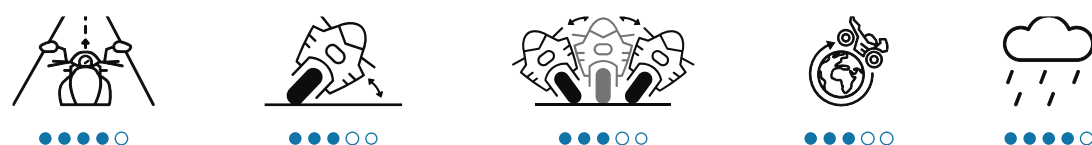
TL\* - on tube type rim fit a tube



## MC-7

FRONT		
110/90-16	59P	TT
REAR		
130/90-15	66R	TL*
140/90-15	70R	TL*
FRONT / REAR		
120/90-16	63P	TL*
2.75-18	42P	TT
3.00-18	52R	TL*
3.25-18	52P	TL*
3.50-18	56P	TL/TT
90/90-18	51R	TL/TT

TL\* - on tube type rim fit a tube



- Designed to be a safe and predictable choice for every day riding on paved roads.
- Special compound designed to quickly reach it's optimal service temperature.
- Recommended for small capacity SuperMoto and Sports motorcycles.



- Designed to be a safe and predictable choice for every day riding on paved roads.
- Special durable compound designed to perform in all urban conditions.
- Recommended for Classic motorcycles.



- Designed to be a safe and predictable choice for cruising and commuting.
- Special compound designed for longer service life and optimal grip in both dry and wet road conditions.
- Recommended for small capacity Custom and Sport Classic motorcycles.



## H-06



REAR			REINF. REINF.
4.00-18	64S	TT	
FRONT / REAR			
2.75-16	46P	TT	
3.25-16	55P	TT	
(3 1/4-16)			
3.50-16	58P	TT	
2.75-18	48P	TT	
3.25-18	59P	TT	
3.50-18	62P	TT	
2.75-19	43P	TT	
3.00-19	49P	TT	
3.25-19	54P	TT	

## H-04



FRONT / REAR		
2.50-16	41P	TT
3.25-18	59P	TT

## H-03



FRONT / REAR		
2.75-18	48P	TT
3.00-18	52P	TT
3.25-18	59P	TT
3.50-18	62P	TT

## H-02



FRONT / REAR			SIDE CAR
2.50-19	41P	TT	
3.00-19	57P	TT	
3.50-19	63P	TT	
4.00-19	71P	TT	
4.00-19	71P	TT	



- Designed to be a safe and dynamic choice for a comfortable ride on paved roads.
- Versatile tread pattern designed to provide optimal grip and offers longer service life.
- Recommended for Classic motorcycles.




- Designed to be a safe and predictable choice for every day riding on paved roads.
- Special compound designed to offer stability and the best grip.
- Recommended for Classic motorcycles.



- Designed to be a safe and reliable choice for daily riding on paved roads.
- Versatile tread pattern designed to provide great grip in wet and dry weather conditions.
- Recommended for Classic motorcycles and available in SUPER SIDE version for sidecars.



# Adventure range





# Adventure range



ON-ROAD

Tread pattern



OFF-ROAD

Touring Force	Angel GT II	Road 6	RoadAttack 4	T32	RoadSmart IV	Metzeler Roadtec01 SE
Terra Force-R	Scorpion Rally II	Anakee 3	TrailAttack 3	A41	TrailMax Meridian	Tourance Next 2
	Scorpion MT90*	Anakee Adventure*		AX41S		Enduro 1-2*
Enduro Trail-ADV	Scorpion Rally STR			AT41	TrailMax MixTour*	Karoo Street
Enduro Trail+			TKC 70 (Rocks)		TrailMax Mission	Enduro 3 Sahara*
Enduro Trail						
Enduro Trail XT	Scorpion Rally	Anakee Wild	TKC 80	AX41	TrailMax Raid	Karoo 4
Enduro Trail XT+	MT21 RallyCross*					Karoo Extreme
Enduro Trail-Rally		Desert Race Desert Race Baja			Rally Raid (D908RR)	





100 ON 



- Designed for all-round performance and safety on all types of paved roads.
- Multi compound technology (MCTT) for a longer service life and high silica content for optimal grip in both dry and wet road conditions.
- Recommended for Super Sports, Sports Naked, Sports Touring, Maxi Scooters and Dual-Purpose Adventure Touring motorcycles.

FRONT		
110/80ZR19	(59W)	TL
120/70ZR19	(60W)	TL
REAR		
150/70ZR17	(69W)	TL
170/60ZR17	(72W)	TL



Competitors:



DUNLOP ROAD SMART IV



PIRELLI ANGEL GT II



MICHELIN ROAD 5



BRIDGESTONE SPORT TOURING T32



METZELR ROADTEC 01 SE



CONTINENTAL ROAD ATTACK 4





90 ON OFF 10



- Classified for 90% on-road use and designed for all-round performance and confidence on paved and gravel roads.
- Multi compound technology (MCTT) combined with functional tread pattern offer excellent traction on wet and dry roads
- Recommended for Dual-Purpose Adventure Touring motorcycles.

FRONT		
90/90-21	54H	TL/TT
90/90-21	54V	TL/TT
100/90-19	57H	TL*
110/80R19	59V	TL
120/70ZR19	60W	TL
REAR		
120/90-17	64H	TL*
130/80-17	65H	TL*
140/80R17	69V	TL
150/70R17	69V	TL
150/70R18	70V	TL/TT
170/60ZR17	72W	TL

TL\* - on tube type rim fit a tube



2021  
KTM 1290 SUPER ADVENTURE S

Competitors:



DUNLOP MERIDIAN



MICHELIN ANAKEE 3



METZELER TOURANCE NEXT 2



CONTINENTAL TRAIL ATTACK 3



PIRELLI SCORPION TRAIL II



BRIDGESTONE ADVENTURE A41



# ENDURO TRAIL-ADV

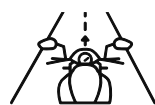


6.6 mm



9 mm

70 ON OFF 30



●●●●●



●●●●○



●●●●○



●●●●○



●●●●○



●●●●○

- Classified for 70% on-road use and designed for all-round performance and confidence on paved roads as well as off-road.
- Multi compound tread technology with a longitudinal pattern ensures ultimate grip and durability in ON/OFF.
- Recommended for Dual-Purpose Adventure Touring motorcycles.

\* Mitas ENDURO TRAIL-ADV is not distributed in the following countries:  
France, UK, Italy, Germany, USA, China, Thailand and Indonesia.

FRONT		
110/80R19	59V	TL
120/70R19	60W	TL/TT
90/90R21 (3.00R21)	54V	TL
REAR		
150/70R17	69V	TL
170/60R17	72W	TL/TT
150/70R18	70V	TL



## Competitors:



PIRELLI SCORPION RALLY STR



METZELER KAROO STREET



DUNLOP TRAILMAX MIXTOUR

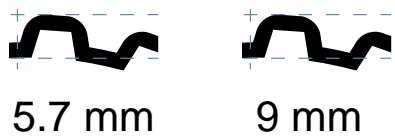


BRIDGESTONE AT41



HEIDENAU K76





70 ON OFF 30

●●●●○

●●●●○

●●●●○

●●●●○

●●●●○

●●●●○

- Classified for 70% on-road use and designed for all-round performance and confidence on paved roads as well as off-road.
- Heavy-Duty compound combined with a deep crossed pattern ensure traction and predictable performance in ON/OFF.
- Recommended for Dual-Purpose Adventure Touring motorcycles.

FRONT		
100/90-19	57S	TL*
90/90-21	54S	TT
REAR		
120/90-17	64S	TL*
130/80-17	65S	TL*
120/80-18	62S	TT

TL\* - on tube type rim fit a tube





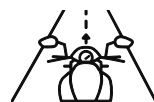


7.8 mm



11 mm

60 ON OFF 40



●●●●○



●●●●○



●●●●○



●●●●○



●●●●○



●●●●○

- Classified M+S for 60% on-road use and designed for all-round performance and confidence on paved roads and gravel roads.
- Aggressive big block chevron tread pattern gives it excellent grip, stability and cornering stability even in wet conditions. Available in a Heavy-Duty version or optional Ultra Heavy-Duty version (DAKAR) designed for extended durability.
- Recommended for all Dual-Purpose Adventure Touring motorcycles.
- Replaces E-07+ ENDURO TRAIL


■ ■ Dakar version: Tyre with a stronger carcass and higher puncture resistance. Suitable for higher loads, longer adventure trips and extreme conditions.

FRONT

100/90B19	57H	TL/TT	
110/80B19	59H	TL/TT	■ ■
120/70B19	60H	TL/TT	■ ■
90/90-21 (3.00-21)	54T	TL/TT	
90/90B21 (3.00B21)	54H	TL/TT	■ ■

REAR

130/80B17	65H	TL/TT	
140/80B17	69H	TL/TT	
150/70B17	69H	TL/TT	
170/60B17	72H	TL/TT	■ ■
120/90-17	64H	TL/TT	■ ■
120/80B18	62H	TL/TT	
140/80B18	70H	TL/TT	
150/70B18	70T	TL/TT	■ ■
150/70B18	70H	TL/TT	
4.00-18	64H	TL/TT	■ ■



2023 KTM 890 ADVENTURE R

Competitors:



METZELER ENDURO 3 SAHARA



CONTINENTAL TKC 70 ROCKS




MOTOZ TRACTIONATOR GPS



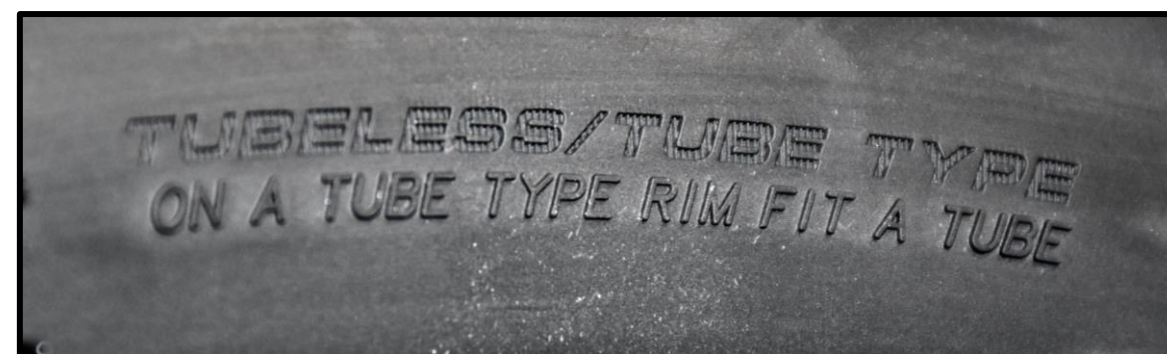
DUNLOP TRAILMAX MISSION





ENDURO TRAIL+ engraved on sidewall

DAKAR versions have  
yellow stripe and engraving







6 mm

13.2 mm

50 ON OFF 50



- Classified M+S for 50% on-road use and designed for all-round performance and confidence on paved roads and gravel roads.
- Aggressive small block chevron tread pattern gives it excellent grip, stability and cornering stability even in wet conditions. Available in a Heavy-Duty version or optional Ultra Heavy-Duty version (DAKAR) designed for extended durability.
- Recommended for Dual-Purpose Adventure Touring motorcycles
- Replaces E-07 ENDURO TRAIL

■ ■ Dakar version: Tyre with a stronger carcass and higher puncture resistance. Suitable for higher loads, longer adventure trips and extreme conditions.

FRONT

110/80-19	59H	TL/TT	
110/80B19	59H	TL/TT	■ ■
90/90-21 (3.00-21)	54H	TT	
90/90-21 (3.00-21)	54H	TL/TT	
90/90B21 (3.00B21)	54H	TL/TT	■ ■

REAR

120/90B17	64H	TL/TT	
130/80B17	65H	TL/TT	
140/80B17	69H	TL/TT	
150/70B17	69H	TL/TT	
130/80B18	72H	TL/TT	■ ■
140/80B18	70H	TL/TT	
150/70B18	70H	TL/TT	■ ■
140/80B18	70H	TT	■ ■



2019 KTM 690 ENDURO R



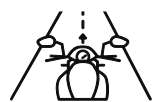


9.7 mm



13 mm

40 ON OFF 60



●●●●



●●●●



●●●●



●●●●



●●●●



●●●●

- Classified M+S only for 40% on-road use and designed for all-round performance and confidence on gravel as well as on paved roads.
- Aggressive big block tread pattern with a Heavy-Duty compound gives it excellent grip, stability and cornering stability even in wet conditions.
- Recommended for Dual-Purpose Adventure Touring motorcycles and small cubic capacity Enduro motorcycles.

FRONT		
80/90-21	48P	TT
90/90-21	54R	TT
REAR		
110/80-18	58P	TT
120/90-18	65R	TT
140/80-18	70R	TT



Competitors:



KENDA k270 DUAL SPORT



SHINKO 244 SERIES





11 mm

30 ON OFF 70



- Classified M+S only for 30% on-road use and designed for all-round performance and confidence on all types of gravel terrains as well as technical off-road trails.
- Aggressive longitudinal scoop shaped block tread pattern ensure grip on soft, muddy terrains as well as hard, rocky terrains without compromising paved road performance even in wet conditions. Available in a Heavy-Duty version or optional Ultra Heavy-Duty version (DAKAR) designed for extended durability.
- Recommended for Dual-Purpose Adventure Touring motorcycles.
- Available only in rear sizes; combination with ENDURO TRAIL-XT+ front
- Replaces E-10 ENDURO TRAIL

■ ■ Dakar version: Tyre with a stronger carcass and higher puncture resistance. Suitable for higher loads, longer adventure trips and extreme conditions.

REAR			
140/80B17	69H	TL/TT	■ ■
150/70B17	69H	TL/TT	■ ■
170/60B17	72H	TL/TT	■ ■
140/80B18	70H	TL/TT	■ ■
150/70B18	70H	TL/TT	■ ■



Competitors:



PIRELLI SCORPION RALLY



METZELER KAROO 4



MICHELIN ANAKEE WILD



MOTOZ TRACTIONATOR ADVENTURE



BRIDGESTONE ADVENTURECROSS AX41



CONTINENTAL TKC80



# ENDURO TRAIL-XT+



12 mm



13.2 mm

20 ON OFF 80



●●●●



●●●●



●●●●



●●●●



●●●●



●●●●



- Classified M+S only for 20% on-road use and designed for all-round performance and confidence on all types of gravel terrains and especially on difficult off-road trails.
- Extremely aggressive longitudinal scoop shaped block tread pattern ensure grip on soft, muddy terrains as well as hard, rocky terrains with limited compromise of paved road performance. Available in a Heavy-Duty version or optional Ultra Heavy-Duty version (DAKAR) designed for extended durability.
- Recommended for Dual-Purpose Adventure Touring motorcycles in Rally configurations.
- Replaces E-09 ENDURO TRAIL

## Competitors:



METZELER KAROO EXTREME



MOTOZ TRACTIONATOR RALLZ

■ ■ Dakar version: Tyre with a stronger carcass and higher puncture resistance. Suitable for higher loads, longer adventure trips and extreme conditions.

### FRONT

100/90-19	57T	TL/TT
110/80-19	59T	TL/TT
110/80B19	59T	TL/TT ■ ■
120/70B19	60H	TL/TT ■ ■
120/70B19	60T	TL/TT
80/90-21	48H	TL/TT
80/90B21	48T	TL/TT
90/90-21 (3.00-21)	54T	TL/TT
90/90B21 (3.00B21)	54T	TL/TT ■ ■
90/100-21	57H	TL/TT ■ ■

### REAR

120/90B17	64T	TL/TT ■ ■
130/80B17	65R	TL/TT ■ ■
140/80B17	69T	TL/TT ■ ■
150/70B17	69T	TL/TT ■ ■
170/60B17	72T	TL/TT ■ ■
110/80-18	58T	TL/TT
120/90B18	65T	TL/TT
130/80B18	72R	TL/TT ■ ■
140/80B18	70T	TL/TT ■ ■
150/70B18	70T	TL/TT ■ ■



**CHRIS BIRCH**  
OFF ROAD COACH



Chris uses Mitas tyres on all his bikes: from hard enduro, all the way to adventure travel. Chris has been involved in developing some Trail/Adventure and Enduro Mitas models.



# ENDURO TRAIL - RALLY



- Designed for high-speed Rally Raid competitions for all terrain types with class leading performance, stability and resistance to damage.
- High performance compound with an aggressive rear block tread pattern and reinforced carcass ensures the ultimate grip and durability at all temperatures and at all speeds. Three different front patterns options ensure maximum control on any terrain type.
- Recommended for Rally Adventure and Dual-Sports motorcycles.

FRONT					
90/90-21 (3.00-21)	54R	TT	SM		
90/90-21 (3.00-21)	54R	TT	MH		
90/90-21 (3.00-21)	54R	TT	MH		
90/90-21 (3.00-21)	54R	TT	PRO		
REAR					
140/80-18	70R	TT	PRO		










- F 90/90-21 ENDURO TRAIL RALLY PRO – SUPER LIGHT (1 × ■) – replaces E-13
- F 90/90-21 ENDURO TRAIL RALLY SM – SUPER (1 × ■) – replaces C-21
- F 90/90-21 ENDURO TRAIL RALLY MH – SUPER (1 × ■) – replaces C-17
- R 140/80-18 ENDURO TRAIL RALLY PRO – SUPER LIGHT (1 × ■) – replaces E-12



# Enduro (road legal) range



         	↑ ENDURO GP         ↓ EXTREME ENDURO	<div>Brand</div> <div>Segment</div>										
			Front	Rear	Front	Rear	Front	Rear	Front	Rear	Front	Rear
		Fast Enduro	Terra Force-EF Super	Terra Force-EF Super	Enduro Medium Enduro Hard		E50	E50	EN91	EN91	SDE* Soft SDE* Hard	SDE* Standard
						Enduro Medium						SDE* Medium
		Technical Enduro	Terra Force-EX MH Super	Terra Force-EF Super Light								SDE* Soft
		Hard Enduro/ Extreme Enduro	Terra Force-EF Super Light	Terra Force-EF SuperSoft		Enduro Supersoft		E50 Extreme		EN91 Extreme		SDE* SuperSoft
				Terra Force-EF PRO Super Soft	Enduro Soft						SDE* SuperSoft	SDE* Extra Soft

\*SDE = Six Days Extreme



# Cross Country/Enduro & Ice range



<div>MUD</div> <div>ICE</div>	Brand Segment						
	Mud				M101/M102		
	Mid-Soft	TERRA FORCE-EX SM	XC Mid Soft	StarCross 6 Medium Soft	M203/M204	AT-81	MC360 Mid-Soft
	Mid-Hard	TERRA FORCE-EX MH	XC Mid Hard	StarCross 6 Medium Hard	M603/604	D-606	MC360 Mid-Hard
	Hard	TERRA FORCE-EX XT	MX Extra X	Tracker	ED03/ED04	D-952	
	ICE	TERRA FORCE-EX HT					





- Designed for Enduro FIM competition for all terrain types with best in class performance with outstanding traction, stability and resistance to wear in wet and dry conditions.
- Available in Super (Fast Enduro), Super Light (Technical Enduro) and Super Soft (Extreme Enduro) versions.
- Recommended for Enduro, Hard Enduro and Dual-Sports motorcycles.

FRONT			
90/90-21 (3.00-21)	54R	TT	■
90/100-21	57R	TT	■
90/90-21 (3.00-21)	54R	TT	■
90/100-21	57R	TT	■
REAR			
110/80-18	58M	TT	■
120/90-18	65R	TT	■
140/80-18	70R	TT	■
120/90-18	65R	TT	■
140/80-18	70R	TT	■
120/90-18	65M	TT	■ ■
140/80-18	70M	TT	■ ■



2024 Beta Enduro XTRAINER



Competitors:



METZELER 6 DAYS EXTREME




DUNLOP GEOMAX EN91



MICHELIN ENDURO



BRIDGESTONE E50



- SUPER (Yellow stripe)
- SUPER LIGHT (Single Green stripe)
- SUPER SOFT (Double Green stripe)



# TERRA FORCE - EX SM

Mitas



## SOFT MEDIUM TERRAIN



- Designed for Enduro Xross competition for all Soft to Medium terrain types with class leading performance, stability and resistance to wear in wet or dry conditions.
- Available in Super (Fast Enduro) and Super Light (Technical Enduro) versions.
- Recommended for Enduro and Dual-Sports motorcycles.



13 mm



17 mm



17 mm

FRONT			
80/100-21	51M	TT	■
90/90-21 (3.00-21)	54M	TT	■
REAR			
120/90-18	65R	TT	■
110/100-18	64R	TT	■
120/90-18	65R	TT	■



## Competitors:



METZELER MC360 MID SOFT



DUNLOP AT 81



PIRELLI MXEXTRA



SHINKO 216

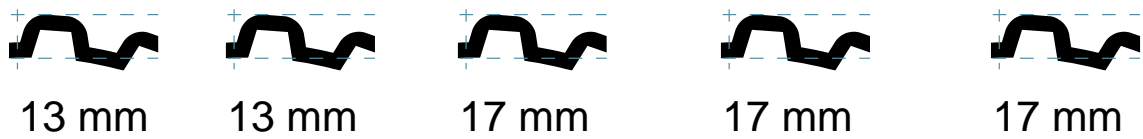
## FAST ENDURO FIM

SUPER (Yellow stripe)

## TECHNICAL ENDURO FIM

SUPER LIGHT (Single Green stripe)





## MEDIUM HARD TERRAIN



- Designed for Enduro Xross competition for all Medium to Hard terrain types with class leading performance, stability and resistance to wear in wet or dry conditions.
- Available in Super (Fast Enduro), Super Light (Technical Enduro) and Super Soft (Xtreme Enduro) versions.
- Recommended for Enduro and Dual-Sports motorcycles, including Junior Enduro.

### FRONT

90/90-14	46M	TT	■
70/100-19	42M	TT	■
80/100-21	51R	TT	■
90/100-21	57R	TT	■
90/100-21	57R	TT	■

### REAR

100/100-18	59R	TT	■
120/90-18	65M	TT	■
100/100-18	59M	TT	■
110/100-18	64M	TT	■
120/90-18	65M	TT	■
120/100-18	68M	TT	■
90/100-16	51M	TT	■ ■
90/100-12	46M	TT	■ ■
110/100-18	64M	TT	■ ■
120/90-18	65M	TT	■ ■



### Competitors:



METZELER MC360 MH



DUNLOP D606



PIRELLI SCORPION XC HARD

### FAST ENDURO FIM

SUPER (Yellow stripe)

### TECHNICAL ENDURO FIM

SUPER LIGHT (Single Green stripe)

### XTREME ENDURO FIM

SUPER SOFT (Double Green stripe)





XTREME TERRAIN



- Designed for technical Enduro Xross for all Extreme terrains types with class leading performance, excellent traction and resistance to punctures.
- Available in Super (Fast) and Super Light (Technical Enduro) versions.
- Recommended for Enduro and Dual-Sports motorcycles.



18 mm



18 mm

REAR

110/90-19	62R	TT	■
120/90-18	65M	TT	■
120/90-18	65M	TT	■



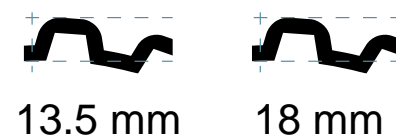
FAST ENDURO FIM

SUPER (Yellow stripe)

TECHNICAL ENDURO FIM

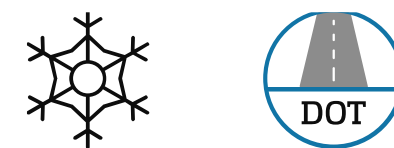
SUPER LIGHT (Single Green stripe)





13.5 mm 18 mm

## HARD TERRAIN



- Designed for Technical Enduro Xross for all Hard terrain types with class leading performance, excellent traction and resistance to punctures.
- Available in ICE version with a special compound designed to perform even at the lowest temperatures and suitable for studding.
- Recommended for Enduro and Dual-Sports motorcycles.

FRONT			
90/90-21 (3.00-21)	51M	TT	<input type="checkbox"/>
70/100-19	42M	TT	<input type="checkbox"/>
REAR			
90/100-16	51M	TT	<input type="checkbox"/>
100/90-19	57M	TT	<input type="checkbox"/>
110/100-18	64M	TT	<input type="checkbox"/>
110/90-19	62M	TT	<input type="checkbox"/>



## Competitors:



KENDA K774 IBEX



KENDA EQUILIBRIUM



DUNLOP MX53



IRC VE-33 GEKKOTA







NEW



- Designed for variety of hard and rocky terrains with the characteristics of a Trial combined with an Enduro tire.
- Available in Super and Super Light versions.
- Recommended for Enduro and MX motorcycles.

FRONT

80/100-21 (2.75-21) 51P TL/TT

REAR

120/100-18 68P TL/TT

110/90-19 62P TL/TT

110/90-19 62P TL/TT



Competitors:



MOTOZ MOUNTAIN HYBRID





NEW



- Designed specifically for all off-road terrains and rugged trails.
- High performance cut resistant compound with extra large knobbies.
- Recommended for Trail, Enduro and MotoXross motorcycles.



20 mm

REAR		
130/80-17	65N	TT
120/90-18	71N	TT
120/90-19	66N	TT





# Motocross range



<div>SAND</div> <div>HARD</div>	Brand Sub Segment						
	Sand	TERRA FORCE-MX SAND 2	MX Soft	StarCross 6 Sand	X10	MX14	
	Mud			StarCross 6 Mud			
	Mid-Soft	TERRA FORCE-MX SM	MX 32 Mid-Soft	StarCross 6 Medium Soft	X20	MX34	MC360 Mid-Soft
	Mid-Hard	TERRA FORCE-MX MH	MX 32 Mid-Hard	StarCross 6 Medium Hard	X32	MX53	MC360 Mid-Hard
	Hard			StarCross 6 Hard	X40	MX71	



# TERRA FORCE - MX SAND 2

Mitas



19.7 mm

**S**AND TERRAIN



REAR

110/90-19

62M

TT

- Designed for MotoXross racing in deep soft sandy terrain offering outstanding traction as well as cornering and braking stability.
- High performance hard rubber compound and specially designed carcass with increased lateral support gives it incredible traction and control.
- Recommended for MotoXross motorcycles and available only for the rear.



## Competitors:



DUNLOP GEOMAX MX14



BRIDGESTONE BATTLECROSS X10



PIRELLI SCORPION MX SOFT



MICHELIN STARCROSS 6 SAND



MAXXIS MAXXCROSS MX-SM M7328



KEEP ON RIDING

mitas-moto.com

@mitasmoto



# TERRA FORCE - MX SAND

Mitas



13.5 mm

**S**AND TERRAIN



- Designed for MotoXross racing on soft loose terrain types, delivering great traction, control and stability.
- High performance hard rubber compound ensures traction and control.
- Recommended for MotoXross motorcycles and available only for the front.



FRONT

80/100-21

51M

TT



## Competitors:



DUNLOP GEOMAX MX14



BRIDGESTONE BATTLECROSS X10



PIRELLI SCORPION MX SOFT



MICHELIN STARCROSS 6 SAND



MAXXIS MAXXCROSS MX-SM M7328



KEEP ON RIDING

mitas-moto.com

@mitasmoto



# TERRA FORCE - MX SM



13 mm



17 mm

## SOFT MEDIUM TERRAIN



- Designed for MotoXross racing on soft to medium terrains providing class leading traction, control and durability.
- High performance soft rubber compound for outstanding traction and specially designed carcass for optimum control.
- Recommended for MotoXross motorcycles including Junior.
- Motocross competition tyre made from a medium hard tread compound for soft to medium terrain.

### FRONT

60/100-12	36M	TT
70/100-14	40M	TT
70/100-17	40M	TT
70/100-19	42M	TT
80/100-21	51M	TT
90/90-21 (3.00-21)	54M	TT

### REAR

70/100-10 (2.50-10)	41M	TT
80/100-12 (2.50-12)	50M	TT
90/100-14	49M	TT
90/100-16	51M	TT
100/90-19	57M	TT
110/90-19	62M	TT
120/80-19	63M	TT



### Competitors:



DUNLOP GEOMAX MX34



BRIDGESTONE BATTLECROSS X20



PIRELLI SCORPION MX32 MID SOFT



MICHELIN STARCROSS 6 MEDIUM SOFT



MAXXIS MAXXCROSS MX-S+ M7332





MEDIUM HARD TERRAIN



- Designed for MotoXross racing on medium to hard terrains providing maximim control and straight-line stability.
- High performance soft rubber compound for maximum traction.
- Recommended for MotoXross motorcycles including Junior and Pitcross.
- Motocross competition tyre made from a softer tread compound for medium to hard terrain.

FRONT

60/100-12	36M	TT	PIT CROSS
60/100-14	29M	TT	
90/90-14	46M	TT	
70/100-17	40M	TT	
70/100-19	42M	TT	
80/100-21	51M	TT	
90/90-21 (3.00-21)	54M	TT	
90/100-21	57M	TT	

REAR

70/100-10 (2.50-10)	41M	TT	PIT CROSS
80/100-12 (2.50-12)	50M	TT	
90/100-12	46M	TT	
90/100-14	49M	TT	
90/100-16	51M	TT	
100/90-19	57M	TT	
110/90-19	62M	TT	
120/80-19	63M	TT	



Competitors:



DUNLOP GEOMAX MX 53



BRIDGESTONE BATTLECROSS X30



PIRELLI SCORPION MX32 MID HARD



MICHELIN STARCROSS 6 MEDIUM HARD



MAXXIS MAXXCROSS IT M7034/5





9 mm




13 mm



- Designed specifically for Trial competition on all terrain types and conditions.
- High performance soft compound and low pressure carcass for maximum traction and control.
- Recommended for Trial motorcycles.
- Available in two road legal versions:  
Soft, identified by orange and yellow stripes  
Super Soft, identified by orange and green stripes

## FRONT

80/100-21 (2.75-21) 51M TL/TT 

## REAR

120/100R18 68M TL/TT 

## REAR (X-PRO)

120/100R18 68M TL/TT 



## Competitors:

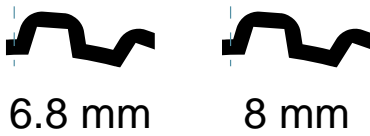


MICHELIN TRIAL COMPETITION  
MICHELIN TRIAL LIGHT



DUNLOP D803 GP TRIAL





- Designed specifically for FIM Speedway racetrack use.
- High performance compound ensures optimal traction and control.
- Recommended for Speedway motorcycles including LongTrack and Junior.
- 3.75-19 REARS are available in two versions:
  - TT – 1× orange stripe
  - TL – 2× orange stripe for reduced weight and compatible with KINEO tubeless rims
- 3.75-19 1× orange and 2× orange are fully compliant with International Motorcycling Federation (FIM) regulations.

FRONT			
2.75-23	48P	TT	■
REAR			
3.00-17	50P	TT	■
3.75-19	61P	TT	■
3.75-19	61P	TL	■ ■
3.75-19	61P	TT	■
2.75-22	50R	TT	■





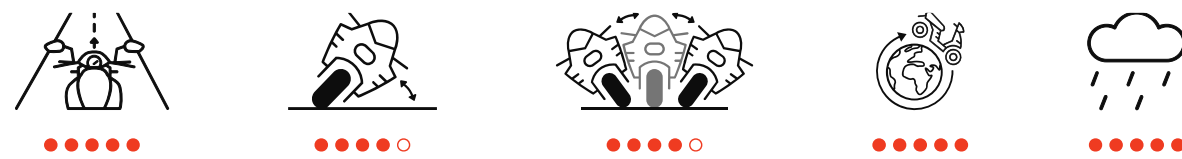


- Designed specifically for Flat Track racetrack use with specific versions also for road use.
- Available in different high performance compound options to ensure optimal traction and control.
- Recommended for Flat Track motorcycles.
- Available in three versions:
  - **SOFT**, identified by orange and yellow stripes and is classified NHS - Not for Highway Service
  - **SUPER SOFT**, identified by orange and green stripes and is classified NHS - Not for Highway Service
  - **STREET**, no stripe markings and homologated for road use

FRONT/REAR			
130/80-19 (27×7-19)	71H	TL/TT	
130/80-19 (27×7-19)	NHS	TT	<div><div></div><div></div></div>
130/80-19 (27×7-19)	NHS	TT	<div><div></div><div></div></div>
140/80-19 (27.5×7.5-19)	71H	TL/TT	
140/80-19 (27.5×7.5-19)	NHS	TT	<div><div></div><div></div></div>
140/80-19 (27.5×7.5-19)	NHS	TT	<div><div></div><div></div></div>







- Designed for the challenges of urban commuting on all paved road types and in all weather conditions.
- Special tread compound ensures long service life and optimal grip.
- Designed for all types of sports and classic scooters.

*List of sizes on next slide*



PIAGGIO BEVERLY 400

## Competitors:



MICHELIN CITY GRIP /CITY GRIP2



DUNLOP SCOOTSMART



PIRELLI DIABLO ROSSO SCOOTER



PIRELLI ANGEL SCOOTER



CONTINENTAL CONTISCOOT



List of sizes

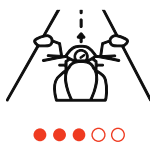
FRONT		
110/90-12	64P	TL*
110/90-13	56P	TL*
120/70-13	53L	TL*
120/70-13	53P	TL*
120/70-15	56P	TL*
120/70-15	56S	TL*
120/70-16	57P	TL*
120/70-16	57S	TL*
TL* - on tube type rim fit a tube		

FRONT / REAR				
100/80-10	53L	TL*		
100/90-10	61J	TL*	REINFORCED	
100/90-10	61M	TL	REINFORCED	
120/70-10	54L	TL*		
120/90-10	66L	TL*		
3.50-10	51P	TL*		
90/90-10	50J	TL*		
90/90-10	61M	TL		
110/70-12	47P	TL*		
110/70-12	56M	TL*	REINFORCED	
110/80-12	61L	TL*		
120/70-12	51L	TL*		
120/70-12	58P	TL*	REINFORCED	
120/70-12	51S	TL*		
130/70-12	56L	TL*		
130/70-12	64P	TL*	REINFORCED	
TL* - on tube type rim fit a tube				

FRONT / REAR				
110/70-13	48S	TL*		
130/60-13	53J	TL*		
130/60-13	60P	TL*	REINFORCED	
100/70-14	53L	TL*	REINFORCED	
100/90-14	57P	TL*	REINFORCED	
120/70-14	55L	TL*		
120/70-14	55P	TL*		
120/70-14	55S	TL*		
120/80-14	58S	TL*		
80/80-14	53L	TL*	REINFORCED	
80/90-14	40P	TL*		
90/90-14	46P	TL*		
100/80-16	50P	TL*		
110/70-16	52P	TL*		
110/70-16	52S	TL*		
80/80-16	45P	TL*	REINFORCED	
80/90-16	48P	TL*	REINFORCED	
90/80-16	51P	TL*	REINFORCED	
TL* - on tube type rim fit a tube				

REAR				
130/70-10	59P	TL*	REINFORCED	
130/90-10	61L	TL*		
140/70-12	65P	TL*	REINFORCED	
130/70-13	63P	TL*	REINFORCED	
140/60-13	57L	TL*		
140/60-13	63P	TL*	REINFORCED	
150/70-13	64S	TL*		
110/80-14	59P	TL*		
140/60-14	64P	TL*	REINFORCED	
140/60-14	64S	TL*	REINFORCED	
140/70-14	68P	TL*	REINFORCED	
140/70-14	68S	TL*	REINFORCED	
150/70-14	66S	TL*		
130/80-15	63P	TL*		
140/70-15	69P	TL*	REINFORCED	
120/80-16	60P	TL*		
130/70-16	61P	TL*		
130/70R16	61S	TL		
140/70-16	65P	TL*		
140/70-16	65S	TL*		
TL* - on tube type rim fit a tube				





- Designed for the challenges of urban commuting on all paved and un-paved road types and even in the most extreme weather conditions.
- Special M+S tread design and compound ensure long service life and optimal grip and also available is special versions for racing.
- Designed for all types of sports and classic scooters.

FRONT / REAR			
120/70-10	54L	TL*	
120/70-10	54L	TL*	WHITE WALL
120/90-10	57L	TL*	
3.50-10	51P	TL*	WHITE WALL
3.50-10	51P	TL*	
110/70-11	45L	TL*	
110/70-11	45L	TL*	WHITE WALL
120/70-11	56L	TL*	
120/70-11	56L	TL*	WHITE WALL
120/70-12	58P	TL*	
120/70-12	58P	TL*	WHITE WALL
130/70-12	62P	TL*	
130/70-12	62P	TL*	WHITE WALL
90/90-12	54J	TL*	

TL\* - on tube type rim fit a tube





## MC-18



### FRONT / REAR

3.50-10 51P TL\* WHITE WALL

TL\* - on tube type rim fit a tube



- Designed for daily commuting for all paved road types in all weather conditions.
- Special durable compound enables outstanding grip even at higher lean angles.
- Designed for all types of scooters.

## MC-17



### FRONT / REAR

120/90-10	56J	TL*
130/90-10	61J	TL*
150/80-10	65 L	TL*

TL\* - on tube type rim fit a tube



- Designed for commuting on all paved and un-paved road types in all weather conditions.
- Special durable compound delivers traction, stability, and comfort even at high speeds.
- Designed for all types of scooters.

## MC-19



### FRONT / REAR

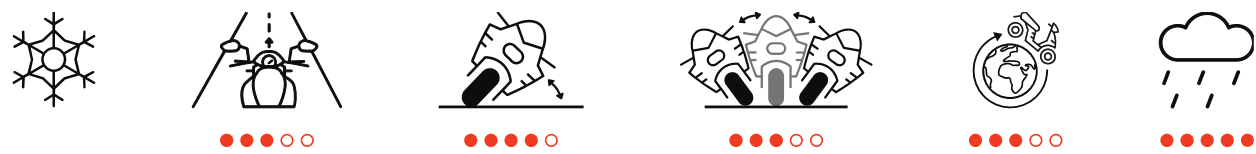
120/80-12	55J	TL*
130/80-12	60J	TL*

TL\* - on tube type rim fit a tube



- Designed for commuting on all paved and un-paved road types in all weather conditions.
- Special durable compound delivers traction, stability, and comfort even at high speeds.
- Designed for all types of scooters.





- Designed for the challenges of commuting on both on-road and off-road, even in the most extreme weather conditions.
- Aggressive M+S tread design, sipes and high-performance winter compound ensure greater traction and optimal grip at low temperature on snow.
- Designed for all types of scooters. Suitable for winter stud installation.

FRONT / REAR		
100/80-10	53P	TL*
120/70-10	54P	TL/TT
3.50-10	51P	TL*
120/70-12	58P	TL*
130/70-12	62P	TL*
130/60-13	60P	TL*
110/80-14	59P	TL/TT
80/80-14	53L	TL/TT
90/80-16	52P	TL/TT

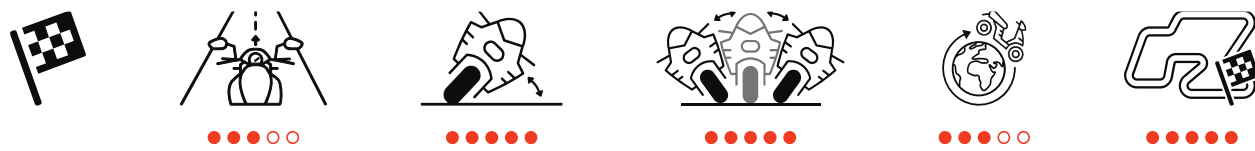
TL\* - on tube type rim fit a tube





# MC-35 S-RACER 2.0

Mitas



- Designed to race, yet ready to be used on public roads.
- High performance rubber compound ensures excellent grip in cornering and acceleration. Available in Standard, Medium, Soft and Super Soft compound versions.
- Designed for all types of racing and sports scooters.

FRONT / REAR			
100/90-10	56P	TL*	
100/90-10	56P	TL*	MEDIUM
3.50-10	51P	TL*	SOFT
3.50-10	51P	TL*	MEDIUM
3.50-10	51P	TL*	SUPER SOFT
3.50-10	51P	TL*	
100/90-12	49P	TL*	
100/90-12	49P	TL*	MEDIUM
100/90-12	49P	TL*	SOFT
100/90-12	49P	TL*	SUPER SOFT
120/80-12	55P	TL*	
120/80-12	55P	TL*	MEDIUM
120/80-12	55P	TL*	SOFT
120/80-12	55P	TL*	SUPER SOFT

TL\* - on tube type rim fit a tube







- Designed for street racing perfect sport option on paved roads.
- High performance rubber compound ensures excellent grip in cornering and acceleration. Available in Standard and Super Soft compound versions.
- Designed for all types of racing and sports scooters.

FRONT / REAR			
100/90-10	56P	TL*	SUPER SOFT
100/90-10	56P	TL*	
90/90-10	50P	TL*	SUPER SOFT
90/90-10	50P	TL*	
110/70-12	53P	TL*	SUPER SOFT
120/70-12	51P	TL*	
120/70-12	51P	TL*	SUPER SOFT
130/70-12	62P	TL*	
130/70-12	62P	TL*	SUPER SOFT

TL\* - on tube type rim fit a tube







- Special version of the range developed for wet track racing.
- High performance soft rubber compound ensures outstanding grip and excellent stability at high speeds on wet surfaces.
- Designed for racing scooters.

FRONT/REAR			
3.50-10	51P	TL*	■
100/90-12	49P	TL*	■
120/80-12	55P	TL*	■

TL\* - on tube type rim fit a tube







B-13

FRONT/REAR				
3.50-8	46J	TT	WHITE WALL	
3.50-8	46J	TT		
4.00-8C	66N	TL/T T		
4.00-8C	71J	TT		
4.00-8C	66J	TT	WHITE WALL	



B-14

FRONT/REAR				
3.50-10	59J	TT		
3.50-10	51J	TT	WHITE WALL	
4.00-10C	74J	TT		
4.00-10C	69J	TT		



S-05

FRONT/REAR				
3.25-12	55J	TT		
3.50-12	64J	TT		



- Designed for daily commuting for all paved road types in all weather conditions\*.
- Special compound delivers traction, stability and comfort.
- Designed for classic scooters.

\*Not recommended on ice and/or snow.





## MC-6

FRONT/REAR

3.00-12 47J TT



## MC-12

FRONT/REAR

3.00-10 42J TL/TT

3.00-10 42J TL/TT WHITE WALL



## MC-22 ELEGANCE

FRONT/REAR

120/70-10 54L TL\*

120/70-10 54L TL\* WHITE WALL

TL\* - on tube type rim fit a tube



- Designed for daily commuting for all paved road types in all weather conditions\*.
- Special compound delivers traction, stability and comfort.
- Designed for classic scooters.

\*Not recommended on ice and/or snow.



## B-8



FRONT/REAR			
2 1/2-16 (2.50-16)	42J	TT	
2 1/4-16 (2.25-16)	38J	TT	
2 1/4-16 (2.25-16)	38J	TT	WHITE WALL

## B-7



FRONT/REAR			
2 3/4-17 (2.75-17)	47J	TL/TT	
2 3/4-17 (2.75-17)	47J	TL/TT	WHITE WALL

## B-4



FRONT/REAR			
2 1/2-17 (2.50-17)	43J	TT	
2 1/4-17 (2.25-17)	39J	TT	
2 1/4-17 (2.25-17)	39J	TT	WHITE WALL
2 1/4-18 (2.25-18)	42J	TT	
2 1/4-18 (2.25-18)	42J	TT	WHITE WALL



- Designed for urban daily commuting on all paved roads in all weather conditions.\*
- Special compound ensures great traction, stability and extreme durability.
- Designed for mopeds and motorcycles of low and medium engine capacity.

\*Not recommended on ice and/or snow.



## B-3



### FRONT/REAR

2 1/2-18  
(2.50-18) 43J TT

## MC-11



### FRONT/REAR

2 1/2-17 (2.50-17)	43J	TL/T T	
2 1/2-17 (2.50-17)	43J	TL/T T	WHITE WALL
2 1/4-17 (2.25-17)	39J	TT	
2 1/4-17 (2.25-17)	39J	TT	WHITE WALL
2 3/4-17 (2.75-17)	47J	TL/T T	
2 3/4-17 (2.75-17)	47J	TL/T T	WHITE WALL
2-17 (2.00-17)	31J	TT	
2.50-18	45P	TT	

## MC-2



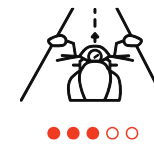
### FRONT/REAR

2 1/2-16 (2.50-16)	42J	TL/TT	
2 1/2-16 (2.50-16)	42J	TL/TT	WHITE WALL
2 1/4-16 (2.25-16)	38J	TT	
2 3/4-16 (2.75-16)	46J	TL/TT	
2 3/4-16 (2.75-16)	46J	TL/TT	WHITE WALL
3 1/4-16 (3.25-16)	54J	TL/TT	
2 1/4-19 (2.25-19)	30B	TT	
2-19 (2.00-19)	24B	TT	



- Designed for urban daily commuting on all paved roads in all weather conditions.\*
- Special compound ensures great traction, stability and extreme durability.
- Designed for mopeds and motorcycles of low and medium engine capacity.

\*Not recommended on ice and/or snow.



- Designed for sporty riding and urban daily commuting ready to tackle any weather conditions.\*
- Special rubber compound delivers a reliable grip and stability, confident handling and great durability.
- Designed for mopeds.

\*Not recommended on ice and/or snow.



M-02



FRONT/REAR			
2 1/4-19 (2.25-19)	30B	TT	
2-19 (2.00-19)	24B	TT	

MC-51 MEDITERRA



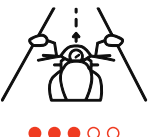
FRONT/REAR		
2.50-17	43P	TL*
2.75-17	47P	TL*

TL\* - on tube type rim fit a tube



- Designed for daily commuting on all paved roads in all weather conditions.\*
- Special rubber compound ensures easy handling, traction and great durability.
- Designed for mopeds and motorcycles of low and medium engine capacity.

\*Not recommended on ice and/or snow.



- Designed for urban and city commuting on all paved and un-paved road types in all weather conditions.\*
- Special reinforced compound ensures amazing grip, durability and great handling.
- Designed for mopeds and motorcycles of low and medium engine capacity.

\*Not recommended on ice and/or snow.





Mitas range of tubes includes a comprehensive variety of tubes for motorcycles, scooters and mopeds.

- Mitas Motorcycle, Scooter and Moped Tubes in **Normal** and **Heavy-Duty** version are made of a high-quality **Butyl Compound**.
- Mitas **Ultra Heavy-Duty** tubes are made from **Natural Rubber**. Ultra Heavy-Duty tubes are classified as NHS.
- The valve stems on Mitas tube use a fully metal threaded TR4, TR6 or JS87 with a circular base.
- Metal valve cap with a rubber seal prevents dust from getting into the valve.
- All our tubes are retailed in individual boxes.

THICKNESS	mm
Normal	1,2-1,4
HD	1,9-2,0
UHD	4,0



TR 4



TR 6



JS 87Cl 90/90



JS 87N 90/90



JS 87N 45/90





Available in **several 16 to 21-inch sizes** and **four different versions**:

- **Standard version** for motocross and cross country.
- **Soft version** for enduro and extreme enduro.
- **Extreme version** for technical extreme enduro sections.
- **Rally version** for rally races.

FRONT	
70/100-19	STANDARD
80/100-21	STANDARD
90/90-21	STANDARD
90/90-21	RALLY
90/100-21	STANDARD

REAR	
90/100-16	STANDARD
110/80-18	STANDARD
110/100-18	STANDARD
120/90-18	STANDARD
120/90-18	SOFT
120/100-18	STANDARD
140/80-18	STANDARD
140/80-18	EXTREME
140/80-18	SOFT
140/80-18	RALLY
100/90-19	STANDARD
110/90-19	STANDARD
120/80-19	STANDARD
120/90-19	STANDARD

**These recommendations should be followed when using Mitas mousse:**

- Only for off-road competition (NHS - Not for Highway Service).
- Maximum speed is 130 km/h (86 mph).
- To be stored at maximum 30 °C (86 °F) in a place protected against the sun.



**“Ready to use from week“ information:**

- STANDARD & RALLY: after 2 months from production date
- SOFT: after 1 month from production date
- EXTREME: ready for immediate use

**Shelf-life period for different compounds:**

- STANDARD & RALLY: 12 months from production date
- SOFT & EXTREME: 8 months from production date



*Mitas*

---

***KEEP ON RIDING***