

MOTORCYCLE TYRES

Product range 2023





















KEEP ON RIDING

mitas-moto.com     @mitasmoto

Mitas



LEGEND

| | | | |
|---|-------------------------|--|---|
|  | New product |  | Higher loads |
|  | New size |  | Race tyre / Race tyre PRO |
|  | Mud + snow |  | Straight line stability |
|  | OEM |  | Grip and control at extreme lean angles |
|  | Gran Turismo |  | Fast and easy steering |
|  | DOT |  | Lifetime / durability |
|  | Not for highway service |  | Racetrack use |
|  | Discontinued |  | Wet conditions |
|  | Mousse |  | Puncture resistance |
|  | Tube |  | Winter |
|  | Front |  | Studs |
|  | Rear |  | Bidirectional rear tyre |
|  | Solo rider |  | Tyre warmer |

HOMOLOGATION

| | |
|---|----------------|
| D | DOT |
| E | ECE R75 |
| I | INMETRO |
| G | GSO conformity |
| C | CCC |



8 **SPORT TOURING**



TOURING FORCE

9 **RACING**



SPORT FORCE+RS

10 **SPORT**



SPORT FORCE+EV
SPORT FORCE+



MC-50

13 **CUSTOM**



CUSTOM FORCE

14 **STREET**



MC-32



MC-25 BOGART



MC-9

14 **STREET**



MC-7



H-18
HIGHWAY



H-06



H-04



H-03



H-02

19 **CLASSIC**



24 **TRAIL**



TOURING FORCE



TERRA FORCE-R



E-08 ENDURO



ENDURO TRAIL-ADV



MC 24



ENDURO TRAIL+



E-07+ ENDURO TRAIL



ENDURO TRAIL



E-07 ENDURO

24 **TRAIL**



MC 23
ROCKRIDER



E-10
ENDURO




ENDURO
TRAIL-XT+



E-09
ENDURO

47 **RALLY**



ENDURO TRAIL-RALLY

48 **TRAIL CLASSIC**



E-02



E-03



E-05

E-06



52 **ENDURO FIM**



TERRA FORCE-EF



TERRA FORCE-
EF PRO



TERRA FORCE-
EX SM

55 **ENDURO**



TERRA FORCE-EX MH



TERRA FORCE-EX XT



TERRA FORCE-EX HT



STONE KING



60 **MOTOCROSS**



TERRA FORCE-MX SAND TERRA FORCE-MX SAND 2 TERRA FORCE-MX SM TERRA FORCE-MX MH

65 **TRIAL**




ET-01 TRIAL

66 **SPEEDWAY**



SW-07 SPEEDWAY SW-12 SPEEDWAY SW-13 SPEEDWAY SW-14 SPEEDWAY

66 **SPEEDWAY**



SW-10 SPEED STAR SW-11 SPEED STAR SW-08 ICE SPEEDWAY

70 **FLAT TRACK**



H-18 FLAT TRACK FT-18 FLAT TRACK



74 **SCOOTER**



TOURING FORCE-SC MC-20 MONSUM MC-18 MC-17 MC-19

79 **WINTER**



MC-32 WIN SCOOT

80 **RACING**



MC-35 S-RACER 2.0 MC-34 MC-20 MONSUM

83 **CLASSIC**



B-13 B-14

83 **CLASSIC**



S-03 S-04 S-05 MC-5 MC-12 MC-22 ELEGANCE

88 **MOPED**



B-8 B-7 B-4 B-3 MC-11 MC-2 MC-51 MEDITERRA M-02



94 **TUBES**



96 **MOUSSE**



104 **DISCONTINUED** (AVAILABLE UNTIL THE STOCK RUNS OUT)



Experience the journey, breathe in the freedom. Allow yourself to wander as sometimes the unexpected detours turn out to be the most captivating roads one can take.





TOURING FORCE



- Designed for all-round performance and safety on all types of paved roads.
- Multi compound technology (MCTT) for a longer service life and high silica content for optimal grip in both dry and wet road conditions.
- Recommended for Super Sports, Sports Naked, Sports Touring, Maxi Scooters and Dual-Purpose Adventure Touring motorcycles.

COLD TYRE PRESSURE

| bar / psi | | 1000cc → | → 1000cc | → 650cc | → 400cc |
|-----------|--------------------|--------------------|--------------------|--------------------|--------------------|
| | 2.6 bar / 37.7 psi | 2.6 bar / 37.7 psi | 2.5 bar / 36.3 psi | 2.3 bar / 33.4 psi | 2.2 bar / 31.9 psi |
| | 2.9 bar / 42.1 psi | 2.9 bar / 42.1 psi | 2.7 bar / 39.2 psi | 2.5 bar / 36.3 psi | 2.4 bar / 34.8 psi |

| Inch | Code | Tyre size | LI/SS | Type (TL/TT) | Homologation | Measuring rim width | Permitted rim width range | Tyre dimensions E.T.R.T.O. (mm) | | | | |
|--------------|----------|------------|-------|--------------|--------------|---------------------|---------------------------|---------------------------------|------------------|-----------------|------------------|------|
| | | | | | | | | Design | | Max. in service | | |
| | | | | | | | | Section width | Overall diameter | Overall width | Overall diameter | |
| FRONT | | | | | | | | | | | | |
| 15 | 70001097 | 120/70R15 | 56V | TL | ED | 3.50 | 3.50-3.75 | 122 | 549 | 131 | 561 | 2023 |
| 17 | 70000087 | 120/60ZR17 | (55W) | TL | ED I | 3.50 | 3.50-3.75 | 122 | 576 | 131 | 586 | |
| 17 | 70000088 | 120/70ZR17 | (58W) | TL | ED I G C | 3.50 | 3.50-3.75 | 122 | 600 | 131 | 612 | |
| REAR | | | | | | | | | | | | |
| 15 | 70001099 | 160/60R15 | 67V | TL | ED | 4.50 | 4.25-5.00 | 161 | 573 | 172 | 587 | 2023 |
| 17 | 70000089 | 160/60ZR17 | (69W) | TL | ED I C | 4.50 | 4.25-5.00 | 161 | 624 | 172 | 638 | |
| 17 | 70000090 | 180/55ZR17 | (73W) | TL | ED I G C | 5.50 | 5.50-6.00 | 178 | 630 | 190 | 644 | |
| 17 | 70000091 | 190/50ZR17 | (73W) | TL | ED I G | 6.00 | 5.50-6.00 | 190 | 622 | 203 | 636 | |
| 17 | 70000092 | 190/55ZR17 | (75W) | TL | ED I G C | 6.00 | 5.50-6.00 | 190 | 642 | 203 | 656 | |



RACING



SPORT FORCE+RS



●●●●○



●●●●●



●●●●●



●●●●○



●●●●●



●●●●○



50min @ 80°C



- Designed for race tracks, ready to be used on public roads.
- Racing Soft compound ensures optimal grip at extreme lean angles at a service temperature of 80°C.
- Tested by Randy Krummenacher to deliver incredible lap times on Super Sports and Sport Naked motorcycles.

ROAD**TRACK**

SPORT FORCE+

SPORT FORCE+EV

SPORT FORCE+RS

| COLD TYRE PRESSURE | | | | | | | HOT TYRE PRESSURE | |
|--------------------|--------------------|--------------------|--------------------|--------------------|--------------------|---------------------------------|---------------------------------|--|
| bar / psi | | | | | | | | |
| | | 1000cc → | → 1000cc | → 650cc | → 400cc | | | |
| | 2.5 bar / 36.3 psi | 2.5 bar / 36.3 psi | 2.4 bar / 34.8 psi | 2.3 bar / 33.4 psi | 2.1 bar / 30.5 psi | 1.9 - 2.2 bar / 27.6 - 31.9 psi | 2.1 - 2.4 bar / 30.5 - 34.8 psi | |
| | 2.6 bar / 37.7 psi | 2.6 bar / 37.7 psi | 2.5 bar / 36.3 psi | 2.4 bar / 34.8 psi | 2.3 bar / 33.4 psi | 1.3 - 1.6 bar / 18.9 - 23.2 psi | 1.6 - 1.9 bar / 23.2 - 27.6 psi | |

| Inch | Code | Tyre size | LI/SS | Type (TL/TT) | Homologation | Measuring rim width | Permitted rim width range | Tyre dimensions E.T.R.T.O. (mm) | | | |
|--------------|----------|------------|-------|--------------|--------------|---------------------|---------------------------|---------------------------------|------------------|-----------------|------------------|
| | | | | | | | | Design | | Max. in service | |
| | | | | | | | | Section width | Overall diameter | Overall width | Overall diameter |
| FRONT | | | | | | | | | | | |
| 17 | 70000003 | 110/70ZR17 | (54W) | TL | E DI | 3.00 | 3.00-3.50 | 110 | 586 | 118 | 596 |
| 17 | 70001045 | 120/70ZR17 | (58W) | TL | ED | 3.50 | 3.50-3.75 | 122 | 600 | 131 | 612 |
| REAR | | | | | | | | | | | |
| 17 | 70000004 | 140/70ZR17 | 66W | TL | E DI | 3.75 | 3.75-4.50 | 139 | 628 | 149 | 642 |
| 17 | 70000005 | 150/60ZR17 | (66W) | TL | ED | 4.25 | 4.00-4.50 | 151 | 612 | 162 | 624 |
| 17 | 70001046 | 180/55ZR17 | (73W) | TL | ED | 5.50 | 5.50-6.00 | 178 | 630 | 190 | 644 |
| 17 | 70001047 | 190/55ZR17 | (75W) | TL | ED | 6.00 | 5.50-6.00 | 190 | 642 | 203 | 656 |

2023

2023

2023



SPORT FORCE+EV



50min @ 80°C



- Designed for public roads, ready to be used on the race track.
- Multi compound technology (MCTT) for improved traction at high service temperatures and optimal grip at extreme lean angles.
- Recommended for Super Sports, Sports Naked and Sport Touring motorcycles.

ROAD

TRACK

SPORT FORCE+

SPORT FORCE+EV

SPORT FORCE+RS

| COLD TYRE PRESSURE | | | | | | | HOT TYRE PRESSURE |
|--------------------|--------------------|--------------------|--------------------|--------------------|--------------------|-------------------------------|---------------------------------|
| bar / psi | | 1000cc → | → 1000cc | → 650cc | → 400cc | | |
| | 2.5 bar / 36.3 psi | 2.5 bar / 36.3 psi | 2.4 bar / 34.8 psi | 2.3 bar / 33.4 psi | 2.1 bar / 30.5 psi | 2.0 - 2.3 bar / 29 - 33.4 psi | 2.2 - 2.5 bar / 31.9 - 36.3 psi |
| | 2.6 bar / 37.7 psi | 2.6 bar / 37.7 psi | 2.5 bar / 36.3 psi | 2.4 bar / 34.8 psi | 2.3 bar / 33.4 psi | 1.7 - 2.0 bar / 24.7 - 29 psi | 2.0 - 2.3 bar / 29 - 33.4 psi |

| Inch | Code | Tyre size | LI/SS | Type (TL/TT) | Homologation | Measuring rim width | Permitted rim width range | Tyre dimensions E.T.R.T.O. (mm) | | | |
|--------------|----------|------------|-------|--------------|--------------|---------------------|---------------------------|---------------------------------|------------------|-----------------|------------------|
| | | | | | | | | Design | | Max. in service | |
| | | | | | | | | Section width | Overall diameter | Overall width | Overall diameter |
| FRONT | | | | | | | | | | | |
| 17 | 70000078 | 120/70ZR17 | (58W) | TL | E D I | 3.50 | 3.50-3.75 | 122 | 600 | 131 | 612 |
| REAR | | | | | | | | | | | |
| 17 | 70000079 | 160/60ZR17 | (69W) | TL | E D C | 4.50 | 4.25-5.00 | 161 | 624 | 172 | 638 |
| 17 | 70000080 | 180/55ZR17 | (73W) | TL | E D I | 5.50 | 5.50-6.00 | 178 | 630 | 190 | 644 |
| 17 | 70001056 | 180/60ZR17 | (75W) | TL | E D | 5.00 | 5.00-5.50 | 180 | 648 | 193 | 664 |
| 17 | 70000081 | 190/50ZR17 | (73W) | TL | E D I | 6.00 | 5.50-6.00 | 190 | 622 | 203 | 636 |
| 17 | 70000082 | 190/55ZR17 | (75W) | TL | E D I | 6.00 | 5.50-6.00 | 190 | 642 | 203 | 656 |
| 17 | 70001057 | 200/55ZR17 | (78W) | TL | E D | 6.25 | 6.00-6.50 | 200 | 652 | 214 | 668 |



SPORT



SPORT FORCE+



- Designed to be a safe and predictable choice for every day riding on paved roads.
- Special compound designed to reach optimal service temperature extremely fast.
- Recommended for Super Sports, Sports Naked and Street Naked motorcycles.

ROAD

TRACK

SPORT FORCE+

SPORT FORCE+EV

SPORT FORCE+RS

| COLD TYRE PRESSURE | | | | | | |
|--------------------|--------------------|--------------------|--------------------|--------------------|--------------------|--------------------|
| bar / psi | | 1000cc → | → 1000cc | → 650cc | → 400cc | |
| | 2.6 bar / 37.7 psi | 2.6 bar / 37.7 psi | 2.5 bar / 36.3 psi | 2.3 bar / 33.4 psi | 2.2 bar / 31.9 psi | 2.3 bar / 33.4 psi |
| | 2.9 bar / 42.1 psi | 2.9 bar / 42.1 psi | 2.7 bar / 39.2 psi | 2.5 bar / 36.3 psi | 2.4 bar / 34.8 psi | 2.1 bar / 30.5 psi |

| Inch | Code | Tyre size | LI/SS | Type (TL/TT) | Homologation | Measuring rim width | Permitted rim width range | Tyre dimensions E.T.R.T.O. (mm) | | | |
|--------------|----------|------------|-------|--------------|--------------|---------------------|---------------------------|---------------------------------|------------------|-----------------|------------------|
| | | | | | | | | Design | | Max. in service | |
| | | | | | | | | Section width | Overall diameter | Overall width | Overall diameter |
| FRONT | | | | | | | | | | | |
| 17 | 70000068 | 110/70ZR17 | (54W) | TL | EDIC | 3.00 | 3.00-3.50 | 110 | 586 | 118 | 596 |
| 17 | 70000069 | 120/60ZR17 | (55W) | TL | EDI | 3.50 | 3.50-3.75 | 122 | 576 | 131 | 586 |
| 17 | 70000070 | 120/65ZR17 | (56W) | TL | EDI | 3.50 | 3.50-3.75 | 122 | 588 | 131 | 598 |
| 17 | 70000071 | 120/70ZR17 | (58W) | TL | EDIGC | 3.50 | 3.50-3.75 | 122 | 600 | 131 | 612 |
| REAR | | | | | | | | | | | |
| 17 | 70000072 | 140/70ZR17 | 66W | TL | EDI | 3.75 | 3.75-4.50 | 139 | 628 | 149 | 642 |
| 17 | 70000073 | 150/60ZR17 | (66W) | TL | EDIC | 4.25 | 4.00-4.50 | 151 | 612 | 162 | 624 |
| 17 | 70000074 | 160/60ZR17 | (69W) | TL | EDIC | 4.50 | 4.25-5.00 | 161 | 624 | 172 | 638 |
| 17 | 70000075 | 180/55ZR17 | (73W) | TL | EDIGC | 5.50 | 5.50-6.00 | 178 | 630 | 190 | 644 |
| 17 | 70000076 | 190/50ZR17 | (73W) | TL | EDIGC | 6.00 | 5.50-6.00 | 190 | 622 | 203 | 636 |
| 17 | 70000077 | 190/55ZR17 | (75W) | TL | EDIGC | 6.00 | 5.50-6.00 | 190 | 642 | 203 | 656 |



MC-60



- Designed to be a safe and predictable choice for every day riding on paved roads.
- Special compound designed to reach optimal service temperature extremely fast.
- Recommended for Retro and Street Naked motorcycles.

| Inch | Code | Tyre size | LJ/SS | Type (TL/TT) | Homologation | Measuring rim width | Permitted rim width range | Tyre dimensions E.T.R.T.O. (mm) | | | | Tube option 1 |
|--------------|----------|-----------|-------|--------------|--------------|---------------------|---------------------------|---------------------------------|------------------|-----------------|------------------|---------------|
| | | | | | | | | Design | | Max. in service | | |
| | | | | | | | | Section width | Overall diameter | Overall width | Overall diameter | |
| FRONT | | | | | | | | | | | | |
| 17 | 70000058 | 80/100-17 | 46S | TL* | E D I | 1.85 | 1.60-2.15 | 80 | 592 | 88 | 604 | 70000834 |
| 17 | 70000047 | 100/80-17 | 52H | TL* | E D I | 2.50 | 2.15-2.75 | 101 | 592 | 111 | 604 | 70000854 |
| 17 | 70000048 | 100/90-17 | 55S | TL* | E D I | 2.50 | 2.15-2.75 | 101 | 612 | 111 | 634 | 70000869 |
| 17 | 70000052 | 110/80-17 | 57H | TL* | E D I | 2.50 | 2.15-3.00 | 109 | 608 | 120 | 620 | 70000854 |
| 17 | 70000051 | 110/70-17 | 54H | TL* | E D I | 3.00 | 2.50-3.50 | 110 | 586 | 121 | 596 | 70000854 |
| 18 | 70000049 | 100/90-18 | 56H | TL* | E D I | 2.50 | 2.15-2.75 | 101 | 637 | 111 | 649 | 70000844 |
| 19 | 70000050 | 100/90-19 | 57H | TL* | E D I | 2.50 | 2.15-2.75 | 101 | 663 | 111 | 675 | 70000870 |
| REAR | | | | | | | | | | | | |
| 17 | 70000055 | 130/80-17 | 65H | TL* | E D I | 3.00 | 2.50-3.50 | 129 | 640 | 142 | 654 | 70000852 |
| 17 | 70000054 | 130/70-17 | 62H | TL* | E D I | 3.50 | 3.00-4.00 | 129 | 614 | 142 | 626 | 70000852 |
| 17 | 70000057 | 140/80-17 | 69H | TL* | E D I | 3.50 | 2.75-3.75 | 142 | 656 | 156 | 672 | 70000852 |
| 17 | 70000056 | 140/70-17 | 66H | TL* | E D I | 3.75 | 3.50-4.50 | 139 | 628 | 153 | 642 | 70000852 |
| 18 | 70000053 | 120/90-18 | 65H | TL* | E D I | 2.75 | 2.50-3.00 | 119 | 673 | 131 | 689 | 70000855 |





CUSTOM

CUSTOM FORCE



- Designed to be safe and predictable, for every day cruising with a unique thread pattern.
- Special compound designed for longer service life and optimal grip in both dry and wet road conditions.
- Recommended for Classic Cruiser and Power Cruiser motorcycles.

| Inch | Code | Tyre size | L/SS | Type (TL/TT) | Homologation | Measuring rim width | Permitted rim width range | Tyre dimensions E.T.R.T.O. (mm) | | | | Tube option 1 | Tube option 2 |
|--------------|----------|----------------------|------|--------------|--------------|---------------------|---------------------------|---------------------------------|------------------|-----------------|------------------|---------------|---------------|
| | | | | | | | | Design | | Max. in service | | | |
| | | | | | | | | Section width | Overall diameter | Overall width | Overall diameter | | |
| FRONT | | | | | | | | | | | | | |
| 16 | 70000032 | 130/90B16 (MT90 B16) | 73H | TL* | ED | 3.00 | 2.50-3.50 | 129 | 640 | 142 | 656 | 70000830 | |
| 16 | 70000031 | 130/90-16 (MT90-16) | 67H | TL* | ED I | 3.00 | 2.50-3.50 | 129 | 640 | 142 | 656 | 70000830 | |
| 19 | 70000030 | 100/90-19 (MM90-19) | 57H | TL* | ED I | 2.50 | 2.15-2.75 | 101 | 663 | 111 | 675 | 70000870 | |
| 21 | 70000036 | 80/90-21 (MH90-21) | 54H | TL* | ED | 1.85 | 1.60-2.15 | 80 | 677 | 88 | 687 | 70000853 | 70000878 |
| REAR | | | | | | | | | | | | | |
| 15 | 70000035 | 170/80B15 | 77H | TL* | ED | 4.00 | 3.00-4.50 | 170 | 653 | 187 | 673 | 70000832 | |
| 16 | 70000034 | 150/80B16 (MV85 B16) | 77H | TL* | ED | 3.50 | 3.00-4.25 | 150 | 646 | 165 | 662 | 70000831 | |
| 16 | 70000033 | 130/90B16 (MT90 B16) | 73H | TL* | ED | 3.00 | 2.50-3.50 | 129 | 640 | 142 | 656 | 70000830 | |





MC-32



- Designed with a M+S (Mud & Snow) pattern to be safe and predictable even in off-road conditions.
- Special durable compound designed to perform in ON and OFF road conditions.
- Sizes available for Standard motorcycles.
- OE fitment TANGO SCRAMBLER 2022
VALENTI SCRAMBLER S01 2023

| Inch | Code | Tyre size | LI/SS | Type (TL/TT) | Homologation | Measuring rim width | Permitted rim width range | Tyre dimensions E.T.R.T.O. (mm) | | | | Tube option 1 |
|-------|----------|-----------|-------|--------------|--------------|---------------------|---------------------------|---------------------------------|------------------|-----------------|------------------|---------------|
| | | | | | | | | Design | | Max. in service | | |
| | | | | | | | | Section width | Overall diameter | Overall width | Overall diameter | |
| FRONT | | | | | | | | | | | | |
| 17 | 70000085 | 100/80-17 | 52R | TL* | ED | 2.50 | 2.15-2.75 | 101 | 592 | 111 | 604 | 70000854 |
| REAR | | | | | | | | | | | | |
| 17 | 70000086 | 130/70-17 | 62R | TL* | ED | 3.50 | 3.00-4.00 | 129 | 614 | 142 | 626 | 70000852 |

MC-32



- Designed with a M+S (Mud & Snow) pattern to be safe and predictable during winter road conditions.
- Cold resistant compound designed for increased traction and optimal grip at low temperatures.
- Suitable for stud installation.

| Inch | Code | Tyre size | LI/SS | Type (TL/TT) | Homologation | Measuring rim width | Permitted rim width range | Tyre dimensions E.T.R.T.O. (mm) | | | | Tube option 1 |
|-------|----------|-----------|-------|--------------|--------------|---------------------|---------------------------|---------------------------------|------------------|-----------------|------------------|---------------|
| | | | | | | | | Design | | Max. in service | | |
| | | | | | | | | Section width | Overall diameter | Overall width | Overall diameter | |
| FRONT | | | | | | | | | | | | |
| 17 | 70000093 | 100/80-17 | 52R | TL* | ED | 2.50 | 2.15-2.75 | 101 | 592 | 111 | 604 | 70000854 |
| REAR | | | | | | | | | | | | |
| 17 | 70000095 | 130/70-17 | 62R | TL* | ED | 3.50 | 3.00-4.00 | 129 | 614 | 142 | 626 | 70000852 |

SIPES



STREET



MC-25 BOGART



- Designed to be a safe and predictable choice for every day riding on paved roads.
- Special compound designed to quickly reach it's optimal service temperature.
- Recommended for small capacity SuperMoto and Sports motorcycles.
- OE fitment MRT 50 SM PRO 2022
MRT 125 SM 2022

RIEJU MRT 50 SM 2022
NUUK URBAN 6 2022

| Inch | Code | Tyre size | LI/SS | Type (TL/TT) | Homologation | Measuring rim width | Permitted rim width range | Tyre dimensions E.T.R.T.O. (mm) | | | | Tube option 1 |
|------------|----------|-----------|-------|--------------|--------------|---------------------|---------------------------|---------------------------------|------------------|-----------------|------------------|---------------|
| | | | | | | | | Design | | Max. in service | | |
| | | | | | | | | Section width | Overall diameter | Overall width | Overall diameter | |
| FRONT/REAR | | | | | | | | | | | | |
| 17 | 70000046 | 80/90-17 | 44R | TL* | E D | 1.85 | 1.60-2.15 | 80 | 576 | 88 | 586 | 70000854 |
| FRONT | | | | | | | | | | | | |
| 17 | 70000043 | 100/80-17 | 52S | TL* | E D I | 2.50 | 2.15-2.75 | 101 | 592 | 111 | 604 | 70000854 |
| 17 | 70000042 | 100/80-17 | 52R | TL* | E D I | 2.50 | 2.15-2.75 | 101 | 592 | 111 | 604 | 70000854 |
| REAR | | | | | | | | | | | | |
| 17 | 70000045 | 130/70-17 | 62S | TL* | E D I | 3.50 | 3.00-4.00 | 129 | 614 | 142 | 626 | 70000852 |
| 17 | 70000044 | 130/70-17 | 62R | TL* | E D I | 3.50 | 3.00-4.00 | 129 | 614 | 142 | 626 | 70000852 |

MC-9



- Designed to be a safe and predictable choice for every day riding on paved roads.
- Special durable compound designed to perform in all urban conditions.
- Recommended for Classic motorcycles.

| Inch | Code | Tyre size | LI/SS | Type (TL/TT) | Homologation | Measuring rim width | Permitted rim width range | Tyre dimensions E.T.R.T.O. (mm) | | | | Tube option 1 |
|------|----------|-----------|-------|--------------|--------------|---------------------|---------------------------|---------------------------------|------------------|-----------------|------------------|---------------|
| | | | | | | | | Design | | Max. in service | | |
| | | | | | | | | Section width | Overall diameter | Overall width | Overall diameter | |
| REAR | | | | | | | | | | | | |
| 16 | 70000006 | 90/90-16 | 48P | TL* | E D | 2.15 | 1.85-2.50 | 90 | 568 | 99 | 580 | 70000842 |



MG-7



- Designed to be a safe and predictable choice for cruising and commuting.
- Special compound designed for longer service life and optimal grip in both dry and wet road conditions.
- Recommended for small capacity Custom and Sport Classic motorcycles.

| Inch | Code | Tyre size | L/SS | Type (TL/TT) | Homologation | Measuring rim width | Permitted rim width range | Tyre dimensions E.T.R.T.O. (mm) | | | | Tube option 1 |
|-------------------|----------|-----------|------|--------------|--------------|---------------------|---------------------------|---------------------------------|------------------|-----------------|------------------|---------------|
| | | | | | | | | Design | | Max. in service | | |
| | | | | | | | | Section width | Overall diameter | Overall width | Overall diameter | |
| FRONT/REAR | | | | | | | | | | | | |
| 16 | 70000059 | 120/90-16 | 63P | TL* | E D | 2.75 | 2.50-3.00 | 119 | 622 | 131 | 638 | 70000830 |
| 18 | 70000066 | 90/90-18 | 51R | TL/TT | E D | 2.15 | 1.85-2.50 | 90 | 619 | 99 | 631 | 70000844 |
| 18 | 70000062 | 2.75-18 | 42P | TT | E D | 1.85 | 1.40-1.85 | 75 | 613 | 86 | 625 | 70000839 |
| 18 | 70000063 | 3.00-18 | 52R | TL* | E D | 1.85 | 1.60-2.15 | 80 | 627 | 86 | 639 | 70000839 |
| 18 | 70000064 | 3.25-18 | 52P | TL* | E D | 2.15 | 1.85-2.50 | 89 | 639 | 102 | 651 | 70000839 |
| 18 | 70000065 | 3.50-18 | 56P | TL/TT | E D | 2.15 | 2.15-2.50 | 93 | 649 | 107 | 663 | 70000844 |
| FRONT | | | | | | | | | | | | |
| 16 | 70000067 | 110/90-16 | 59P | TT | E D | 2.50 | 2.15-3.00 | 109 | 604 | 120 | 616 | 70000843 |
| REAR | | | | | | | | | | | | |
| 15 | 70000060 | 130/90-15 | 66R | TL* | E D | 3.00 | 2.50-3.50 | 129 | 615 | 142 | 631 | |
| 15 | 70000061 | 140/90-15 | 70R | TL* | E D | 3.50 | 2.75-3.75 | 142 | 633 | 156 | 651 | |



STREET

H-18 HIGHWAY



- Designed to be street legal with Flat Track looks.
- Special durable compound designed to perform in ON and OFF road conditions.
- Recommended for custom café racers, scramblers and/or street trackers.
- OE fitment FANTIC CABALLERO FLAT TRACK 2022 CCM CLASSIC TRACKER 2023
CCM INFINITE CLASSIC TRACKER 2023 CCM STREET TRACKER 2023

| Inch | Code | Tyre size | L/SS | Type (TL/TT) | Homologation | Measuring rim width | Permitted rim width range | Tyre dimensions E.T.R.T.O. (mm) | | | | Tube option 1 |
|------|------|-----------|------|--------------|--------------|---------------------|---------------------------|---------------------------------|------------------|-----------------|------------------|---------------|
| | | | | | | | | Design | | Max. in service | | |
| | | | | | | | | Section width | Overall diameter | Overall width | Overall diameter | |

ROAD

| FRONT | | | | | | | | | | | | |
|-------|----------|-------------------------|-----|-----|----|------|-----------|-----|-----|-----|-----|----------|
| 19 | 70000083 | 130/80-19 (27x7-19) | 71H | TL* | ED | 3.00 | 2.50-3.50 | 129 | 691 | 142 | 705 | 70000870 |
| REAR | | | | | | | | | | | | |
| 19 | 70000084 | 140/80-19 (27.5x7.5-19) | 71H | TL* | ED | 3.50 | 2.75-3.75 | 142 | 707 | 156 | 723 | 70000872 |





H-06



- Designed to be a safe and dynamic choice for a comfortable ride on paved roads.
- Versatile tread pattern designed to provide optimal grip and offers longer service life.
- Recommended for Classic motorcycles.

| Inch | Code | Tyre size | LI/SS | Type (TL/TT) | Homologation | Measuring rim width | Permitted rim width range | Tyre dimensions E.T.R.T.O. (mm) | | | | Tube option 1 |
|-------------------|----------|-------------------|-------|--------------|--------------|---------------------|---------------------------|---------------------------------|------------------|-----------------|------------------|---------------|
| | | | | | | | | Design | | Max. in service | | |
| | | | | | | | | Section width | Overall diameter | Overall width | Overall diameter | |
| FRONT/REAR | | | | | | | | | | | | |
| 16 | 70000910 | 2.75-16 | 46P | TT | ED | 1.85 | 1.40-1.85 | 75 | 562 | 81 | 574 | 70000833 |
| 16 | 70000914 | 3.25-16 (31/4-16) | 55P | TT | ED | 2.15 | 1.85-2.50 | 89 | 588 | 96 | 600 | 70000842 |
| 16 | 70000917 | 3.50-16 | 58P | TT | ED | 2.15 | 2.15-2.50 | 93 | 598 | 100 | 612 | 70000842 |
| 18 | 70000911 | 2.75-18 | 48P | TT | ED | 1.85 | 1.40-1.85 | 75 | 613 | 81 | 625 | 70000839 |
| 18 | 70000915 | 3.25-18 | 59P | TT | ED | 2.15 | 1.85-2.50 | 89 | 639 | 96 | 651 | 70000844 |
| 18 | 70000918 | 3.50-18 | 62P | TT | ED | 2.15 | 2.15-2.50 | 93 | 649 | 100 | 663 | 70000844 |
| 19 | 70000912 | 2.75-19 | 43P | TT | ED | 1.85 | 1.40-1.85 | 75 | 639 | 81 | 651 | 70000835 |
| 19 | 70000913 | 3.00-19 | 49P | TT | ED | 1.85 | 1.60-2.15 | 80 | 653 | 86 | 665 | 70000870 |
| 19 | 70000916 | 3.25-19 | 54P | TT | ED | 2.15 | 1.85-2.50 | 89 | 665 | 96 | 677 | 70000870 |
| REAR | | | | | | | | | | | | |
| 18 | 70000919 | 4.00-18 | 64S | TT | ED | 2.50 | 2.15-3.00 | 108 | 671 | 117 | 685 | 70000855 |





H-04



●●●○



- Designed to be a safe and predictable choice for every day riding on paved roads.
- Special compound designed to offer stability and the best grip.
- Recommended for Classic motorcycles.

| Inch | Code | Tyre size | U/SS | Type (TL/TT) | Homologation | Measuring rim width | Permitted rim width range | Tyre dimensions E.T.R.T.O. (mm) | | | | Tube option 1 |
|------------|----------|-----------|------|--------------|--------------|---------------------|---------------------------|---------------------------------|------------------|-----------------|------------------|---------------|
| | | | | | | | | Design | | Max. in service | | |
| | | | | | | | | Section width | Overall diameter | Overall width | Overall diameter | |
| FRONT/REAR | | | | | | | | | | | | |
| 16 | 70000908 | 2.50-16 | 41P | TT | ED | 1.50 | 1.35-1.60 | 64 | 542 | 70 | 554 | 70000833 |
| 18 | 70000909 | 3.25-18 | 59P | TT | ED | 2.15 | 1.85-2.50 | 89 | 639 | 96 | 651 | 70000844 |

H-03



●●●○



- Designed to be a safe and reliable choice for daily riding on paved roads.
- Special compound designed to provide stability and optimal grip.
- Recommended for Classic motorcycles.

| Inch | Code | Tyre size | U/SS | Type (TL/TT) | Homologation | Measuring rim width | Permitted rim width range | Tyre dimensions E.T.R.T.O. (mm) | | | | Tube option 1 |
|------------|----------|-----------|------|--------------|--------------|---------------------|---------------------------|---------------------------------|------------------|-----------------|------------------|---------------|
| | | | | | | | | Design | | Max. in service | | |
| | | | | | | | | Section width | Overall diameter | Overall width | Overall diameter | |
| FRONT/REAR | | | | | | | | | | | | |
| 18 | 70000904 | 2.75-18 | 48P | TT | ED | 1.85 | 1.40-1.85 | 75 | 613 | 81 | 625 | 70000839 |
| 18 | 70000905 | 3.00-18 | 52P | TT | ED | 1.85 | 1.60-2.15 | 80 | 627 | 86 | 639 | 70000839 |
| 18 | 70000906 | 3.25-18 | 59P | TT | ED | 2.15 | 1.85-2.50 | 89 | 639 | 96 | 651 | 70000844 |
| 18 | 70000907 | 3.50-18 | 62P | TT | ED | 2.15 | 2.15-2.50 | 93 | 649 | 100 | 663 | 70000844 |



H-02




- Designed to be a safe and reliable choice for daily riding on paved roads.
- Versatile tread pattern designed to provide great grip in wet and dry weather conditions.
- Recommended for Classic motorcycles and available in SUPER SIDE version for sidecars.

| Inch | Code | Tyre size | L/SS | Type (TL/TT) | Homologation | Measuring rim width | Permitted rim width range | Tyre dimensions E.T.R.T.O. (mm) | | | | Tube option 1 |
|------------|----------|-----------|------|--------------|--------------|---------------------|---------------------------|---------------------------------|------------------|-----------------|------------------|---------------|
| | | | | | | | | Design | | Max. in service | | |
| | | | | | | | | Section width | Overall diameter | Overall width | Overall diameter | |
| FRONT/REAR | | | | | | | | | | | | |
| 19 | 70000899 | 2.50-19 | 41P | TT | ED | 1.50 | 1.35-1.60 | 64 | 619 | 70 | 631 | 70000835 |
| 19 | 70000900 | 3.00-19 | 57P | TT | ED | 1.85 | 2.15-2.50 | 80 | 653 | 86 | 665 | 70000870 |
| 19 | 70000901 | 3.50-19 | 63P | TT | ED | 2.15 | 2.15-2.50 | 93 | 675 | 100 | 689 | 70000870 |
| 19 | 70000903 | 4.00-19 | 71P | TT | ED | 2.50 | 2.15-3.00 | 108 | 697 | 117 | 711 | 70000870 |

SIDE CAR

| | | | | | | | | | | | | |
|------------|----------|---------|-----|----|----|------|-----------|-----|-----|-----|-----|----------|
| FRONT/REAR | | | | | | | | | | | | |
| 19 | 70000902 | 4.00-19 | 71P | TT | ED | 2.50 | 2.15-3.00 | 108 | 697 | 117 | 711 | 70000870 |



A scenic landscape featuring a gravel path in the foreground, a white wooden fence, and rolling hills in the background. The scene is bathed in bright, natural light, suggesting a sunny day. The text is overlaid on a semi-transparent white box in the upper middle section of the image.

A rush of adrenaline, the heart beats faster, enchanting trails and endless adventures. Fuel your soul and grant yourself the chance to venture the world.





TRAIL

ON

OFF

| | ON | OFF |
|-------------------------|-----|-----|
| TOURING FORCE | 100 | |
| TERRA FORCE-R | 90 | 10 |
| ENDURO TRAIL-ADV | 70 | 30 |
| MC-24 | 70 | 30 |
| ENDURO TRAIL+ (E-07+) | 60 | 40 |
| ENDURO TRAIL (E-07) | 50 | 50 |
| MC-23 ROCKRIDER | 40 | 60 |
| E-10 ENDURO | 30 | 70 |
| ENDURO TRAIL-XT+ (E-09) | 20 | 80 |



DAKAR

Tyre with a stronger carcass and higher puncture resistance. Suitable for higher loads, longer adventure trips and extreme conditions.





TRAIL

TOURING FORCE

100 ON 0



- Designed for all-round performance and safety on all types of paved roads.
- Multi compound technology (MCTT) for a longer service life and high silica content for optimal grip in both dry and wet road conditions.
- Recommended for Super Sports, Sports Naked, Sports Touring, Maxi Scooters and Dual-Purpose Adventure Touring motorcycles.

| Inch | Code | Tyre size | LI/SS | Type (TL/TT) | Homologation | Measuring rim width | Permitted rim width range | Tyre dimensions E.T.R.T.O. (mm) | | | |
|--------------|----------|------------|-------|--------------|--------------|---------------------|---------------------------|---------------------------------|------------------|-----------------|------------------|
| | | | | | | | | Design | | Max. in service | |
| | | | | | | | | Section width | Overall diameter | Overall width | Overall diameter |
| FRONT | | | | | | | | | | | |
| 19 | 70000531 | 110/80ZR19 | (59W) | TL | E DI | 2.50 | 2.50-3.00 | 109 | 659 | 117 | 671 |
| 19 | 70000533 | 120/70ZR19 | (60W) | TL | E DI | 3.50 | 3.00-3.75 | 122 | 651 | 131 | 663 |
| REAR | | | | | | | | | | | |
| 17 | 70000534 | 150/70ZR17 | (69W) | TL | E DI | 4.25 | 4.00-4.50 | 151 | 642 | 162 | 656 |
| 17 | 70000535 | 170/60ZR17 | (72W) | TL | E DI | 4.50 | 4.50-5.50 | 168 | 636 | 180 | 650 |





TRAIL

TERRA FORCE-R

90 ON **OFF** **10**



- Classified for 90% on-road use and designed for all-round performance and confidence on paved and gravel roads.
- Multi compound technology (MCTT) combined with functional tread pattern offer excellent traction on wet and dry roads.
- Recommended for Dual-Purpose Adventure Touring motorcycles.
- OE fitment KTM 1290 SUPER ADVENTURE S 2021

| Inch | Code | Tyre size | LI/SS | Type (TL/TT) | Homologation | Measuring rim width | Permitted rim width range | Tyre dimensions E.T.R.T.O. (mm) | | | | Tube option 1 | Tube option 2 |
|--------------|----------|------------|-------|--------------|--------------|---------------------|---------------------------|---------------------------------|------------------|-----------------|------------------|---------------|---------------|
| | | | | | | | | Design | | Max. in service | | | |
| | | | | | | | | Section width | Overall diameter | Overall width | Overall diameter | | |
| FRONT | | | | | | | | | | | | | |
| 19 | 70000520 | 100/90-19 | 57H | TL* | ED I | 2.50 | 2.15-2.75 | 101 | 663 | 111 | 675 | 70000870 | |
| 19 | 70000523 | 110/80R19 | 59V | TL | ED I | 2.50 | 2.50-3.00 | 109 | 659 | 117 | 671 | | |
| 19 | 70000524 | 120/70ZR19 | 60W | TL | ED I G C | 3.50 | 3.00-3.75 | 122 | 651 | 131 | 663 | | |
| 21 | 70000529 | 90/90-21 | 54H | TL/TT | ED I | 2.15 | 1.85-2.50 | 90 | 695 | 99 | 707 | 70000853 | 70000878 |
| 21 | 70000530 | 90/90-21 | 54V | TL/TT | ED I | 2.15 | 1.85-2.50 | 90 | 695 | 99 | 707 | 70000853 | 70000878 |
| REAR | | | | | | | | | | | | | |
| 17 | 70000521 | 120/90-17 | 64H | TL* | ED I | 2.75 | 2.50-3.00 | 119 | 648 | 131 | 664 | 70000852 | |
| 17 | 70000522 | 130/80-17 | 65H | TL* | ED I | 3.00 | 2.50-3.50 | 129 | 640 | 142 | 654 | 70000852 | |
| 17 | 70000525 | 140/80R17 | 69V | TL | ED I | 3.50 | 3.50-3.75 | 142 | 656 | 152 | 672 | | |
| 17 | 70000526 | 150/70R17 | 69V | TL | ED I | 4.25 | 4.00-4.50 | 151 | 642 | 162 | 656 | | |
| 17 | 70000528 | 170/60ZR17 | 72W | TL | ED I G C | 4.50 | 4.50-5.50 | 168 | 636 | 180 | 650 | | |
| 18 | 70000527 | 150/70R18 | 70V | TL/TT | ED I | 4.25 | 4.00-4.50 | 151 | 667 | 162 | 681 | 70000855 | |



TRAIL

E-08 ENDURO

80 ON OFF **20**



- Classified for 80% on-road use and designed for all-round performance and confidence on paved and gravel roads.
- Heavy-Duty compound combined with a crossed pattern ensure traction and predictable performance in ON/OFF.
- Recommended for Dual-Purpose Adventure Touring motorcycles.

| Inch | Code | Tyre size | LI/SS | Type (TL/TT) | Homologation | Measuring rim width | Permitted rim width range | Tyre dimensions E.T.R.T.O. (mm) | | | | Tube option 1 | Tube option 2 |
|--------------|----------|-----------|-------|--------------|--------------|---------------------|---------------------------|---------------------------------|------------------|-----------------|------------------|---------------|---------------|
| | | | | | | | | Design | | Max. in service | | | |
| | | | | | | | | Section width | Overall diameter | Overall width | Overall diameter | | |
| FRONT | | | | | | | | | | | | | |
| 19 | 70000564 | 100/90-19 | 57H | TL* | ED I | 2.50 | 2.15-2.75 | 101 | 663 | 111 | 675 | 70000870 | |
| 19 | 70000565 | 110/80-19 | 59H | TL* | ED I | 2.50 | 2.15-3.00 | 109 | 659 | 117 | 671 | 70000870 | |
| 21 | 70000571 | 2.75-21 | 45P | TT | ED I | 1.85 | 1.40-1.85 | 75 | 689 | 86 | 707 | 70000853 | |
| 21 | 70000573 | 90/90-21 | 54T | TL* | ED I | 2.15 | 1.85-2.50 | 90 | 695 | 99 | 707 | 70000853 | 70000878 |
| REAR | | | | | | | | | | | | | |
| 17 | 70000566 | 120/90-17 | 64T | TL* | ED I | 2.75 | 2.50-3.00 | 119 | 648 | 131 | 664 | 70000852 | |
| 17 | 70000567 | 130/80-17 | 65T | TL* | ED I | 3.00 | 2.50-3.50 | 129 | 640 | 142 | 654 | 70000852 | |
| 17 | 70000569 | 140/80-17 | 69H | TL* | ED I | 3.50 | 2.75-3.75 | 142 | 656 | 152 | 672 | 70000852 | |
| 17 | 70000570 | 150/70-17 | 69H | TL* | ED I | 4.25 | 3.50-4.50 | 151 | 642 | 162 | 656 | 70000852 | |
| 18 | 70000572 | 4.10-18 | 60P | TT | ED I | 2.50 | 2.15-3.00 | 108 | 639 | 124 | 661 | 70000844 | |
| 18 | 70000568 | 130/80-18 | 72T | TL* | ED I | 3.00 | 2.50-3.50 | 129 | 665 | 142 | 689 | 70000855 | 70000871 |





TRAIL

ENDURO TRAIL-ADV

2023

70 ON OFF 30



- Classified for 70% on-road use and designed for all-round performance and confidence on paved roads as well as off-road.
- Multi compound tread technology with a longitudinal pattern ensures ultimate grip and durability in ON/OFF.
- Recommended for Dual-Purpose Adventure Touring motorcycles.

| Inch | Code | Tyre size | LI/SS | Type (TL/TT) | Homologation | Measuring rim width | Permitted rim width range | Tyre dimensions E.T.R.T.O. (mm) | | | | Tube option 1 | Tube option 2 |
|--------------|----------|--------------------|-------|--------------|--------------|---------------------|---------------------------|---------------------------------|------------------|-----------------|------------------|---------------|---------------|
| | | | | | | | | Design | | Max. in service | | | |
| | | | | | | | | Section width | Overall diameter | Overall width | Overall diameter | | |
| FRONT | | | | | | | | | | | | | |
| 19 | 70001201 | 110/80R19 | 59V | TL | ED | 2.50 | 2.50-3.00 | 109 | 659 | 117 | 671 | | |
| 19 | 70001096 | 120/70R19 | 60W | TL/TT | ED | 3.50 | 3.00-3.75 | 122 | 651 | 131 | 663 | | |
| 21 | 70001202 | 90/90R21 (3.00R21) | 54V | TL | ED | 2.15 | 1.85-2.50 | 90 | 695 | 99 | 707 | 70000853 | 70000878 |
| REAR | | | | | | | | | | | | | |
| 17 | 70001199 | 150/70R17 | 69V | TL | ED | 4.25 | 4.00-4.50 | 151 | 642 | 162 | 656 | | |
| 17 | 70001095 | 170/60R17 | 72W | TL/TT | ED | 4.50 | 4.50-5.50 | 168 | 636 | 180 | 650 | | |
| 18 | 70001200 | 150/70R18 | 70V | TL | ED | 4.25 | 4.00-4.50 | 151 | 667 | 162 | 681 | 70000855 | |

* Mitas ENDURO TRAIL-ADV is not distributed in the following countries: France, UK, Italy, Germany, USA and China.



TRAIL

MC-24

70 ON OFF 30



- Classified for 70% on-road use and designed for all-round performance and confidence on paved roads as well as off-road.
- Heavy-Duty compound combined with a deep crossed pattern ensure traction and predictable performance in ON/OFF.
- Recommended for Dual-Purpose Adventure Touring motorcycles.

| Inch | Code | Tyre size | L/S | Type (TL/TT) | Homologation | Measuring rim width | Permitted rim width range | Tyre dimensions E.T.R.T.O. (mm) | | | | Tube option 1 | Tube option 2 |
|--------------|----------|-----------|-----|--------------|--------------|---------------------|---------------------------|---------------------------------|------------------|-----------------|------------------|---------------|---------------|
| | | | | | | | | Design | | Max. in service | | | |
| | | | | | | | | Section width | Overall diameter | Overall width | Overall diameter | | |
| FRONT | | | | | | | | | | | | | |
| 19 | 7000538 | 100/90-19 | 57S | TL* | EDI | 2.50 | 2.15-2.75 | 101 | 663 | 111 | 675 | 70000870 | |
| 21 | 7000542 | 90/90-21 | 54S | TT | EDI | 2.15 | 1.85-2.50 | 90 | 695 | 99 | 707 | 70000878 | 70000853 |
| REAR | | | | | | | | | | | | | |
| 17 | 70000540 | 120/90-17 | 64S | TL* | EDI | 2.75 | 2.50-3.00 | 119 | 648 | 131 | 664 | 70000852 | |
| 17 | 70000541 | 130/80-17 | 65S | TL* | EDI | 3.00 | 2.50-3.50 | 129 | 640 | 142 | 654 | 70000852 | |
| 18 | 70000539 | 120/80-18 | 62S | TT | ED | 2.75 | 2.50-3.00 | 119 | 649 | 131 | 633 | 70000855 | 70000844 |





TRAIL

ENDURO TRAIL+

2023

60 ON OFF 40



- Classified M+S for 60% on-road use and designed for all-round performance and confidence on paved roads and gravel roads.
- Aggressive big block chevron tread pattern gives it excellent grip, stability and cornering stability even in wet conditions. Available in a Heavy-Duty version or optional Ultra Heavy-Duty version (DAKAR) designed for extended durability.
- Recommended for all Dual-Purpose Adventure Touring motorcycles.
- OE fitment KTM 890 ADVENTURE R 2023
CCM MAVERICK 2023

| Inch | Code | Tyre size | LI/SS | Type (TL/TT) | Homologation | Measuring rim width | Permitted rim width range | Tyre dimensions E.T.R.T.O. (mm) | | | | Tube option 1 | Tube option 2 |
|--------------|----------|--------------------|-------|--------------|--------------|---------------------|---------------------------|---------------------------------|------------------|-----------------|------------------|---------------|---------------|
| | | | | | | | | Design | | Max. in service | | | |
| | | | | | | | | Section width | Overall diameter | Overall width | Overall diameter | | |
| FRONT | | | | | | | | | | | | | |
| 19 | 70001017 | 100/90B19 | 57H | TL/TT | ED I | 2.50 | 2.15-2.75 | 101 | 663 | 111 | 685 | 70000870 | |
| 19 | 70001033 | 110/80B19 | 59H | TL/TT | ED I | 2.50 | 2.15-3.00 | 109 | 659 | 120 | 681 | 70000870 | |
| 19 | 70001035 | 120/70B19 | 60H | TL/TT | ED | 3.50 | 2.75-3.75 | 122 | 651 | 134 | 671 | 70000856 | |
| 21 | 70001186 | 90/90B21 (3.00B21) | 54H | TL/TT | ED I | 2.15 | 1.85-2.50 | 90 | 695 | 99 | 715 | 70000853 | 70000878 |
| 21 | 70000537 | 90/90-21 (3.00-21) | 54T | TL/TT | ED | 2.15 | 1.85-2.50 | 90 | 695 | 99 | 715 | 70000853 | 70000878 |
| REAR | | | | | | | | | | | | | |
| 17 | 70001037 | 130/80B17 | 65H | TL/TT | ED I | 3.00 | 2.50-3.50 | 129 | 640 | 142 | 664 | 70000852 | |
| 17 | 70001038 | 140/80B17 | 69H | TL/TT | ED I | 3.50 | 2.75-3.75 | 142 | 656 | 156 | 682 | 70000852 | |
| 17 | 70001042 | 150/70B17 | 69H | TL/TT | ED I | 4.25 | 3.50-4.50 | 151 | 642 | 166 | 668 | 70000852 | |
| 17 | 70001044 | 170/60B17 | 72H | TL/TT | ED | 4.50 | 4.00-5.50 | 168 | 636 | 185 | 660 | | |
| 18 | 70001036 | 120/80B18 | 62H | TL/TT | ED I | 2.75 | 2.50-3.00 | 119 | 649 | 131 | 673 | 70000855 | |
| 18 | 70001040 | 140/80B18 | 70H | TL/TT | ED I | 3.50 | 2.75-3.75 | 142 | 681 | 156 | 707 | 70000855 | 70000874 |
| 18 | 70001185 | 150/70B18 | 70H | TL/TT | ED I | 4.25 | 3.50-4.50 | 151 | 667 | 166 | 693 | 70000855 | |
| 18 | 70000536 | 150/70B18 | 70T | TL/TT | ED | 4.25 | 3.50-4.50 | 151 | 667 | 166 | 693 | 70000852 | |



TRAIL

ENDURO TRAIL+ 2023

60 ON OFF 40



●●●●○



●●●●○



●●●●○



●●●●●



●●●●○



●●●●●



●●●●●



M+S



DAKAR

■ ■ Tyre with a stronger carcass and higher puncture resistance. Suitable for higher loads, longer adventure trips and extreme conditions.

| Inch | Code | Tyre size | LI/SS | Type (TL/TT) | Homologation | Stripe colour | Measuring rim width | Permitted rim width range | Tyre dimensions E.T.R.T.O. (mm) | | | | Tube option 1 | Tube option 2 |
|------|------|-----------|-------|--------------|--------------|---------------|---------------------|---------------------------|---------------------------------|------------------|-----------------|------------------|---------------|---------------|
| | | | | | | | | | Design | | Max. in service | | | |
| | | | | | | | | | Section width | Overall diameter | Overall width | Overall diameter | | |

DAKAR

| FRONT | | | | | | | | | | | | | | |
|-------|----------|--------------------|-----|-------|-------|-----|------|-----------|-----|-----|-----|-----|----------|----------|
| 19 | 70001032 | 110/80B19 | 59H | TL/TT | E D I | ■ ■ | 2.50 | 2.15-3.00 | 109 | 659 | 120 | 681 | 70000870 | |
| 19 | 70001034 | 120/70B19 | 60H | TL/TT | E D I | ■ ■ | 3.50 | 2.75-3.75 | 122 | 651 | 134 | 671 | 70000856 | |
| 21 | 70001187 | 90/90B21 (3.00B21) | 54H | TL/TT | E D I | ■ ■ | 2.15 | 1.85-2.50 | 90 | 695 | 99 | 715 | 70000853 | 70000878 |
| REAR | | | | | | | | | | | | | | |
| 17 | 70001041 | 150/70B17 | 69H | TL/TT | E D I | ■ ■ | 4.25 | 3.50-4.50 | 151 | 642 | 166 | 668 | 70000852 | |
| 17 | 70001043 | 170/60B17 | 72H | TL/TT | E D I | ■ ■ | 4.50 | 4.00-5.50 | 168 | 636 | 185 | 660 | | |
| 18 | 70001039 | 140/80B18 | 70H | TL/TT | E D I | ■ ■ | 3.50 | 2.75-3.75 | 142 | 681 | 156 | 707 | 70000855 | 70000874 |
| 18 | 70001188 | 150/70B18 | 70H | TL/TT | E D I | ■ ■ | 4.25 | 3.50-4.50 | 151 | 667 | 166 | 693 | 70000855 | |



TRAIL

E-07+ ENDURO TRAIL

60 ON OFF 40



●●●●○



●●●●○



●●●●○



●●●●○



●●●●○



●●●●○



●●●●○



- Classified M+S for 60% on-road use and designed for all-round performance and confidence on paved roads and gravel roads.
- Aggressive big block chevron tread pattern gives it excellent grip, stability and cornering stability even in wet conditions. Available in a Heavy-Duty version or optional Ultra Heavy-Duty version (DAKAR) designed for extended durability.
- Recommended for all Dual-Purpose Adventure Touring motorcycles.
- E-07+ ENDURO TRAIL will be gradually replaced by ENDURO TRAIL+.
- OE fitment ANTIC CABALLERO 2022

| Inch | Code | Tyre size | LI/SS | Type (TL/TT) | Homologation | Measuring rim width | Permitted rim width range | Tyre dimensions E.T.R.T.O. (mm) | | | | Tube option 1 | Tube option 2 |
|--------------|----------|-----------|-------|--------------|--------------|---------------------|---------------------------|---------------------------------|------------------|-----------------|------------------|---------------|---------------|
| | | | | | | | | Design | | Max. in service | | | |
| | | | | | | | | Section width | Overall diameter | Overall width | Overall diameter | | |
| FRONT | | | | | | | | | | | | | |
| 19 | 70000544 | 110/80B19 | 59T | TL* | E DI | 2.50 | 2.15-3.00 | 109 | 659 | 120 | 681 | 70000842 | |
| 19 | 70000546 | 120/70B19 | 60T | TL* | E DI | 3.50 | 2.75-3.75 | 122 | 651 | 134 | 671 | 70000842 | |
| 21 | 70000561 | 90/90B21 | 54T | TL* | E DI | 2.15 | 1.85-2.50 | 90 | 695 | 99 | 715 | 70000853 | 70000878 |
| REAR | | | | | | | | | | | | | |
| 17 | 70000548 | 130/80B17 | 65T | TL* | E DI | 3.00 | 2.50-3.50 | 129 | 640 | 142 | 664 | 70000842 | |
| 17 | 70000550 | 140/80B17 | 69T | TL* | E DI | 3.50 | 2.75-3.75 | 142 | 656 | 156 | 682 | 70000842 | |
| 17 | 70000554 | 150/70B17 | 69T | TL* | E DI | 4.25 | 3.50-4.50 | 151 | 642 | 166 | 668 | 70000842 | |
| 17 | 70000559 | 170/60B17 | 72T | TL* | E DI | 4.50 | 4.00-5.50 | 168 | 636 | 185 | 660 | 70000842 | |
| 18 | 70000547 | 120/80B18 | 62T | TL* | E DI | 2.75 | 2.50-3.00 | 119 | 649 | 131 | 673 | 70000842 | |
| 18 | 70000552 | 140/80B18 | 70T | TL* | E DI | 3.50 | 2.75-3.75 | 142 | 681 | 156 | 707 | 70000842 | |
| 18 | 70000557 | 150/70B18 | 70T | TL* | E DI | 4.25 | 3.50-4.50 | 151 | 667 | 166 | 693 | 70000855 | |



TRAIL

E-07+ ENDURO TRAIL

60 ON OFF 40



- E-07+ ENDURO TRAIL will be gradually replaced by ENDURO TRAIL+.

DAKAR

- Tyre with a stronger carcass and higher puncture resistance. Suitable for higher loads, longer adventure trips and extreme conditions.

| Inch | Code | Tyre size | LI/SS | Type (TL/TT) | Homologation | Stripe colour | Measuring rim width | Permitted rim width range | Tyre dimensions E.T.R.T.O. (mm) | | | | Tube option 1 |
|------|------|-----------|-------|--------------|--------------|---------------|---------------------|---------------------------|---------------------------------|------------------|-----------------|------------------|---------------|
| | | | | | | | | | Design | | Max. in service | | |
| | | | | | | | | | Section width | Overall diameter | Overall width | Overall diameter | |

DAKAR

| FRONT | | | | | | | | | | | | | |
|-------|----------|-----------|-----|-----|------|---|------|-----------|-----|-----|-----|-----|----------|
| 19 | 70000543 | 110/80B19 | 59T | TL* | ED I | ■ | 2.50 | 2.15-3.00 | 109 | 659 | 120 | 681 | 70000842 |
| 19 | 70000545 | 120/70B19 | 60T | TL* | ED I | ■ | 3.50 | 2.75-3.75 | 122 | 651 | 134 | 671 | 70000842 |
| 21 | 70000560 | 90/90B21 | 54T | TL* | ED I | ■ | 2.15 | 1.85-2.50 | 90 | 695 | 99 | 715 | 70000842 |
| REAR | | | | | | | | | | | | | |
| 17 | 70000549 | 140/80B17 | 69T | TL* | ED I | ■ | 3.50 | 2.75-3.75 | 142 | 656 | 156 | 682 | 70000852 |
| 17 | 70000553 | 150/70B17 | 69T | TL* | ED I | ■ | 4.25 | 3.50-4.50 | 151 | 642 | 166 | 668 | 70000842 |
| 17 | 70000558 | 170/60B17 | 72T | TL* | ED I | ■ | 4.50 | 4.00-5.50 | 168 | 636 | 185 | 660 | 70000842 |
| 18 | 70000551 | 140/80B18 | 70T | TL* | ED I | ■ | 3.50 | 2.75-3.75 | 142 | 681 | 156 | 707 | 70000842 |
| 18 | 70000555 | 150/70B18 | 70T | TL* | ED I | ■ | 4.25 | 3.50-4.50 | 151 | 667 | 166 | 693 | 70000842 |



TRAIL

ENDURO TRAIL

2023

50 ON OFF 50



- Classified M+S for 50% on-road use and designed for all-round performance and confidence on paved roads and gravel roads.
- Aggressive small block chevron tread pattern gives it excellent grip, stability and cornering stability even in wet conditions. Available in a Heavy-Duty version or optional Ultra Heavy-Duty version (DAKAR) designed for extended durability.
- Recommended for Dual-Purpose Adventure Touring motorcycles.

| Inch | Code | Tyre size | LI/SS | Type (TL/TT) | Homologation | Measuring rim width | Permitted rim width range | Tyre dimensions E.T.R.T.O. (mm) | | | | Tube option 1 | Tube option 1 |
|--------------|----------|--------------------|-------|--------------|--------------|---------------------|---------------------------|---------------------------------|------------------|-----------------|------------------|---------------|---------------|
| | | | | | | | | Design | | Max. in service | | | |
| | | | | | | | | Section width | Overall diameter | Overall width | Overall diameter | | |
| FRONT | | | | | | | | | | | | | |
| 19 | 70001002 | 110/80-19 | 59H | TL/TT | E D I | 2.50 | 2.15-3.00 | 109 | 659 | 120 | 681 | 70000870 | |
| 21 | 70001016 | 90/90-21 (3.00-21) | 54H | TT | E D I | 2.15 | 1.85-2.50 | 90 | 695 | 99 | 715 | 70000853 | 70000878 |
| 21 | 70001015 | 90/90-21 (3.00-21) | 54H | TL/TT | E D I | 2.15 | 1.85-2.50 | 90 | 695 | 99 | 715 | 70000853 | 70000878 |
| REAR | | | | | | | | | | | | | |
| 17 | 70001003 | 120/90B17 | 64H | TL/TT | E D I | 2.75 | 2.50-3.00 | 119 | 648 | 131 | 674 | 70000852 | |
| 17 | 70001004 | 130/80B17 | 65H | TL/TT | E D I | 3.00 | 2.50-3.50 | 129 | 640 | 142 | 664 | 70000852 | |
| 17 | 70001006 | 140/80B17 | 69H | TL/TT | E D I | 3.50 | 2.75-3.75 | 142 | 656 | 156 | 682 | 70000852 | |
| 17 | 70001011 | 150/70B17 | 69H | TL/TT | E D I | 4.25 | 3.50-4.50 | 151 | 642 | 166 | 668 | 70000852 | |
| 18 | 70001005 | 130/80B18 | 72H | TL/TT | E D I | 3.00 | 2.50-3.50 | 129 | 665 | 142 | 689 | 70000855 | 70000871 |
| 18 | 70001008 | 140/80B18 | 70H | TL/TT | E D I | 3.50 | 2.75-3.75 | 142 | 681 | 156 | 707 | 70000855 | 70000874 |
| 18 | 70001013 | 150/70B18 | 70H | TL/TT | E D I | 4.25 | 3.50-4.50 | 151 | 667 | 166 | 693 | 70000855 | |



TRAIL

ENDURO TRAIL

2023

50 ON OFF 50



DAKAR

■ ■ Tyre with a stronger carcass and higher puncture resistance. Suitable for higher loads, longer adventure trips and extreme conditions.

| Inch | Code | Tyre size | LI/SS | Type (TL/TT) | Homologation | Stripe colour | Measuring rim width | Permitted rim width range | Tyre dimensions E.T.R.T.O. (mm) | | | | Tube option 1 | Tube option 2 |
|------|------|-----------|-------|--------------|--------------|---------------|---------------------|---------------------------|---------------------------------|------------------|-----------------|------------------|---------------|---------------|
| | | | | | | | | | Design | | Max. in service | | | |
| | | | | | | | | | Section width | Overall diameter | Overall width | Overall diameter | | |

DAKAR

| FRONT | | | | | | | | | | | | | | |
|-------|----------|--------------------|-----|-------|------|-----|------|-----------|-----|-----|-----|-----|----------|----------|
| 19 | 70001001 | 110/80B19 | 59H | TL/TT | E DI | ■ ■ | 2.50 | 2.15-3.00 | 109 | 659 | 120 | 681 | 70000870 | |
| 21 | 70001014 | 90/90B21 (3.00B21) | 54H | TL/TT | E DI | ■ ■ | 2.15 | 1.85-2.50 | 90 | 695 | 99 | 715 | 70000853 | 70000878 |
| REAR | | | | | | | | | | | | | | |
| 17 | 70001010 | 150/70B17 | 69H | TL/TT | E DI | ■ ■ | 4.25 | 3.50-4.50 | 151 | 642 | 166 | 668 | 70000852 | |
| 18 | 70001007 | 140/80B18 | 70H | TL/TT | E DI | ■ ■ | 3.50 | 2.75-3.75 | 142 | 681 | 156 | 707 | 70000855 | 70000874 |
| 18 | 70001012 | 150/70B18 | 70H | TL/TT | E DI | ■ ■ | 4.25 | 3.50-4.50 | 151 | 667 | 166 | 693 | 70000855 | |



TRAIL

E-07 ENDURO

50 ON OFF 50



- Classified M+S for 50% on-road use and designed for all-round performance and confidence on paved roads and gravel roads.
- Aggressive small block chevron tread pattern gives it excellent grip, stability and cornering stability even in wet conditions. Available in a Heavy-Duty version or optional Ultra Heavy-Duty version (DAKAR) designed for extended durability.
- Recommended for Dual-Purpose Adventure Touring motorcycles.
- E-07 ENDURO will be gradually replaced by ENDURO TRAIL.
- OE fitment KTM 690 ENDURO R 2019
FANTIC CABALLERO 2022

| Inch | Code | Tyre size | LI/SS | Type (TL/TT) | Homologation | Measuring rim width | Permitted rim width range | Tyre dimensions E.T.R.T.O. (mm) | | | | Tube option 1 |
|--------------|----------|-----------|-------|--------------|--------------|---------------------|---------------------------|---------------------------------|------------------|-----------------|------------------|---------------|
| | | | | | | | | Design | | Max. in service | | |
| | | | | | | | | Section width | Overall diameter | Overall width | Overall diameter | |
| FRONT | | | | | | | | | | | | |
| 19 | 70000450 | 100/90-19 | 57T | TL* | ED I | 2.50 | 2.15-2.75 | 101 | 663 | 216 | 685 | 70000855 |
| 19 | 70000452 | 110/80-19 | 59T | TL* | ED I | 2.50 | 2.15-3.00 | 109 | 659 | 120 | 681 | 70000855 |
| 21 | 70000466 | 90/90-21 | 54T | TL* | ED I | 2.15 | 1.85-2.50 | 90 | 695 | 99 | 715 | 70000855 |
| REAR | | | | | | | | | | | | |
| 17 | 70000453 | 120/90-17 | 64S | TL* | ED I | 2.75 | 2.50-3.00 | 119 | 648 | 131 | 674 | 70000855 |
| 17 | 70000454 | 130/80-17 | 65T | TL* | ED I | 3.00 | 2.50-3.50 | 129 | 640 | 142 | 664 | 70000855 |
| 17 | 70000457 | 140/80-17 | 69T | TL* | ED I | 3.50 | 2.75-3.75 | 142 | 656 | 156 | 682 | 70000855 |
| 17 | 70000462 | 150/70-17 | 69T | TL* | ED I | 4.25 | 3.50-4.50 | 151 | 642 | 166 | 668 | 70000855 |
| 18 | 70000455 | 130/80-18 | 72T | TL* | ED I | 3.00 | 2.50-3.50 | 129 | 665 | 142 | 689 | 70000855 |
| 18 | 70000459 | 140/80-18 | 70T | TL* | ED I | 3.50 | 2.75-3.75 | 142 | 681 | 156 | 707 | 70000855 |
| 18 | 70000464 | 150/70-18 | 70T | TL* | ED I | 4.25 | 3.50-4.50 | 151 | 667 | 166 | 693 | 70000855 |



TRAIL

E-07 ENDURO

50 ON OFF 50



- E-07 ENDURO TRAIL will be gradually replaced by ENDURO TRAIL.

DAKAR

- Tyre with a stronger carcass and higher puncture resistance. Suitable for higher loads, longer adventure trips and extreme conditions.

| Inch | Code | Tyre size | LI/SS | Type (TL/TT) | Homologation | Stripe colour | Measuring rim width | Permitted rim width range | Tyre dimensions E.T.R.T.O. (mm) | | | | Tube option 1 |
|------|------|-----------|-------|--------------|--------------|---------------|---------------------|---------------------------|---------------------------------|------------------|-----------------|------------------|---------------|
| | | | | | | | | | Design | | Max. in service | | |
| | | | | | | | | | Section width | Overall diameter | Overall width | Overall diameter | |

DAKAR

| FRONT | | | | | | | | | | | | | |
|-------|----------|-----------|-----|-----|------|---|------|-----------|-----|-----|-----|-----|----------|
| 19 | 70000449 | 100/90-19 | 57T | TL* | ED I | ■ | 2.50 | 2.15-2.75 | 101 | 663 | 111 | 685 | 70000870 |
| 19 | 70000451 | 110/80-19 | 59T | TL* | ED I | ■ | 2.50 | 2.15-3.00 | 109 | 659 | 120 | 681 | 70000855 |
| 21 | 70000465 | 90/90-21 | 54T | TL* | ED I | ■ | 2.15 | 1.85-2.50 | 90 | 695 | 99 | 715 | 70000855 |
| REAR | | | | | | | | | | | | | |
| 17 | 70000456 | 140/80-17 | 69T | TL* | ED I | ■ | 3.50 | 2.75-3.75 | 142 | 656 | 156 | 682 | 70000852 |
| 17 | 70000461 | 150/70-17 | 69T | TL* | ED I | ■ | 4.25 | 3.50-4.50 | 151 | 642 | 166 | 668 | 70000855 |
| 18 | 70000458 | 140/80-18 | 70T | TL* | ED I | ■ | 3.50 | 2.75-3.75 | 142 | 681 | 156 | 707 | 70000855 |
| 18 | 70000463 | 150/70-18 | 70T | TL* | ED I | ■ | 4.25 | 3.50-4.50 | 151 | 667 | 166 | 693 | 70000855 |



TRAIL

MC-23

40 ON OFF 60



- Classified M+S only for 40% on-road use and designed for all-round performance and confidence on gravel as well as on paved roads.
- Aggressive big block tread pattern with a Heavy-Duty compound gives it excellent grip, stability and cornering stability even in wet conditions.
- Recommended for Dual-Purpose Adventure Touring motorcycles and small cubic capacity Enduro motorcycles.
- OE fitment RIEJU MRT 50 ENDURO 2022
MRT 50 ENDUROO PRO 2022
VALENTI RME 50 2023
RME125Z 2023

| Inch | Code | Tyre size | L/S | Type (TL/TT) | Homologation | Measuring rim width | Permitted rim width range | Tyre dimensions E.T.R.T.O. (mm) | | | | Tube option 1 | Tube option 2 |
|------|------|-----------|-----|--------------|--------------|---------------------|---------------------------|---------------------------------|------------------|-----------------|------------------|---------------|---------------|
| | | | | | | | | Design | | Max. in service | | | |
| | | | | | | | | Section width | Overall diameter | Overall width | Overall diameter | | |

ROCKRIDER

| FRONT | | | | | | | | | | | | | |
|-------|----------|-----------|-----|----|------|------|-----------|-----|-----|-----|-----|----------|----------|
| 21 | 70000471 | 90/90-21 | 54R | TT | ED I | 2.15 | 1.85-2.50 | 90 | 695 | 99 | 707 | 70000858 | 70000878 |
| REAR | | | | | | | | | | | | | |
| 18 | 70000469 | 120/90-18 | 65R | TT | ED I | 2.75 | 2.50-3.00 | 119 | 673 | 131 | 689 | 70000857 | 70000871 |
| 18 | 70000470 | 140/80-18 | 70R | TT | ED I | 3.50 | 2.75-3.75 | 142 | 681 | 156 | 697 | 70000857 | 70000874 |

ROCKYRIDER

| FRONT | | | | | | | | | | | | | |
|-------|----------|-----------|-----|----|------|------|-----------|-----|-----|-----|-----|----------|----------|
| 21 | 70000473 | 80/90-21 | 48P | TT | ED I | 1.85 | 1.60-2.15 | 80 | 677 | 88 | 695 | 70000878 | 70000853 |
| REAR | | | | | | | | | | | | | |
| 18 | 70000472 | 110/80-18 | 58P | TT | ED I | 2.50 | 2.15-3.00 | 109 | 633 | 120 | 653 | 70000844 | |







TRAIL

E-10 ENDURO

30 ON OFF 70



●●●●●



●●●●●



●●●●●



●●●●●



●●●●●



●●●●●



●●●●●



- Classified M+S only for 30% on-road use and designed for all-round performance and confidence on all types of gravel terrains as well as technical off-road trails.
- Aggressive longitudinal scoop shaped block tread pattern ensure grip on soft, muddy terrains as well as hard, rocky terrains without compromising paved road performance even in wet conditions. Available in a Heavy-Duty version or optional Ultra Heavy-Duty version (DAKAR) designed for extended durability.
- Recommended for Dual-Purpose Adventure Touring motorcycles.

| Inch | Code | Tyre size | LI/SS | Type (TL/TT) | Homologation | Measuring rim width | Permitted rim width range | Tyre dimensions E.T.R.T.O. (mm) | | | | Tube option 1 | Tube option 2 |
|--------------|----------|-----------|-------|--------------|--------------|---------------------|---------------------------|---------------------------------|------------------|-----------------|------------------|---------------|---------------|
| | | | | | | | | Design | | Max. in service | | | |
| | | | | | | | | Section width | Overall diameter | Overall width | Overall diameter | | |
| FRONT | | | | | | | | | | | | | |
| 19 | 70000507 | 110/80B19 | 59T | TL* | ED I | 2.50 | 2.15-3.00 | 109 | 659 | 120 | 681 | 70000870 | |
| 19 | 70000508 | 120/70B19 | 60Q | TL* | ED I G | 3.50 | 2.75-3.75 | 122 | 651 | 134 | 671 | 70000856 | |
| 21 | 70000519 | 90/90B21 | 54T | TL* | ED I | 2.15 | 1.85-2.50 | 90 | 695 | 99 | 715 | 70000853 | 70000878 |
| REAR | | | | | | | | | | | | | |
| 17 | 70000510 | 140/80B17 | 69T | TL* | ED I | 3.50 | 2.75-3.75 | 142 | 656 | 156 | 682 | 70000852 | |
| 17 | 70000514 | 150/70B17 | 69T | TL* | ED I | 4.25 | 3.50-4.50 | 151 | 642 | 166 | 668 | 70000852 | |
| 17 | 70000517 | 170/60B17 | 72Q | TL* | ED I G | 4.50 | 4.00-5.50 | 168 | 636 | 185 | 660 | 70000855 | |
| 18 | 70000512 | 140/80B18 | 70T | TL* | ED I | 3.50 | 2.75-3.75 | 142 | 681 | 156 | 707 | 70000855 | 70000874 |
| 18 | 70000516 | 150/70B18 | 70T | TL* | ED I | 4.25 | 3.50-4.50 | 151 | 667 | 166 | 693 | 70000855 | |



TRAIL

E-10 ENDURO

30 ON OFF 70



●●○○○



●●○○○



●●○○○



●●○○○



●●○○○



●●●●●



●●●●●



M+S



DAKAR

■ Tyre with a stronger carcass and higher puncture resistance. Suitable for higher loads, longer adventure trips and extreme conditions.

| Inch | Code | Tyre size | LI/SS | Type (TL/TT) | Homologation | Stripe colour | Measuring rim width | Permitted rim width range | Tyre dimensions E.T.R.T.O. (mm) | | | | Tube option 1 | Tube option 2 |
|------|------|-----------|-------|--------------|--------------|---------------|---------------------|---------------------------|---------------------------------|------------------|-----------------|------------------|---------------|---------------|
| | | | | | | | | | Design | | Max. in service | | | |
| | | | | | | | | | Section width | Overall diameter | Overall width | Overall diameter | | |

DAKAR

| FRONT | | | | | | | | | | | | | | | |
|-------|----------|-----------|-----|-----|------|---|------|-----------|-----|-----|-----|-----|----------|----------|--|
| 19 | 70000506 | 110/80B19 | 59T | TL* | E DI | ■ | 2.50 | 2.15-3.00 | 109 | 659 | 120 | 681 | 70000870 | | |
| 21 | 70000518 | 90/90B21 | 54T | TL* | E DI | ■ | 2.15 | 1.85-2.50 | 90 | 695 | 99 | 715 | 70000853 | 70000878 | |
| REAR | | | | | | | | | | | | | | | |
| 17 | 70000509 | 140/80B17 | 69T | TL* | E DI | ■ | 3.50 | 2.75-3.75 | 142 | 656 | 156 | 682 | 70000852 | | |
| 17 | 70000513 | 150/70B17 | 69T | TL* | E DI | ■ | 4.25 | 3.50-4.50 | 151 | 642 | 166 | 668 | 70000852 | | |
| 18 | 70000511 | 140/80B18 | 70T | TL* | E DI | ■ | 3.50 | 2.75-3.75 | 142 | 681 | 156 | 707 | 70000855 | 70000874 | |
| 18 | 70000515 | 150/70B18 | 70T | TL* | E DI | ■ | 4.25 | 3.50-4.50 | 151 | 667 | 166 | 693 | 70000855 | | |



TRAIL

ENDURO TRAIL-XT+

2023

20 ON OFF 80



COMING THIS SEPTEMBER

- Classified M+S only for 20% on-road use and designed for all-round performance and confidence on all types of gravel terrains and especially on difficult off-road trails.
- Extremely aggressive longitudinal scoop shaped block tread pattern ensure grip on soft, muddy terrains as well as hard, rocky terrains with limited compromise of paved road performance. Available in a Heavy-Duty version or optional Ultra Heavy-Duty version (DAKAR) designed for extended durability.
- Recommended for Dual-Purpose Adventure Touring motorcycles in Rally configurations.

| Inch | Code | Tyre size | LI/SS | Type (TL/TT) | Homologation | Measuring rim width | Permitted rim width range | Tyre dimensions E.T.R.T.O. (mm) | | | | Tube option 1 | Tube option 2 |
|-------|----------|--------------------|-------|--------------|--------------|---------------------|---------------------------|---------------------------------|------------------|-----------------|------------------|---------------|---------------|
| | | | | | | | | Design | | Max. in service | | | |
| | | | | | | | | Section width | Overall diameter | Overall width | Overall diameter | | |
| FRONT | | | | | | | | | | | | | |
| 19 | 70001177 | 110/80-19 | 59T | TL/TT | E D I | 2.50 | 2.15-3.00 | 109 | 659 | 120 | 681 | 70000870 | |
| 21 | 70001031 | 90/90-21 (3.00-21) | 54T | TL/TT | E D I | 2.15 | 1.85-2.50 | 90 | 695 | 99 | 715 | 70000853 | 70000878 |
| REAR | | | | | | | | | | | | | |
| 18 | 70001019 | 110/80-18 | 58T | TL/TT | E D I | 2.50 | 2.15-3.00 | 109 | 659 | 120 | 655 | 70000844 | |
| 18 | 70001026 | 140/80B18 | 70T | TL/TT | E D I | 3.50 | 2.75-3.75 | 142 | 681 | 156 | 707 | 70000855 | 70000874 |
| 18 | 70001029 | 150/70B18 | 70T | TL/TT | E D I | 4.25 | 3.50-4.50 | 151 | 667 | 166 | 693 | 70000855 | |



TRAIL

ENDURO TRAIL-XT+

2023

20 ON OFF 80

**COMING THIS SEPTEMBER**

DAKAR

■ ■ Tyre with a stronger carcass and higher puncture resistance. Suitable for higher loads, longer adventure trips and extreme conditions.

| Inch | Code | Tyre size | LI/SS | Type (TL/TT) | Homologation | Stripe colour | Measuring rim width | Permitted rim width range | Tyre dimensions E.T.R.T.O. (mm) | | | | Tube option 1 | Tube option 2 |
|------|------|-----------|-------|--------------|--------------|---------------|---------------------|---------------------------|---------------------------------|------------------|-----------------|------------------|---------------|---------------|
| | | | | | | | | | Design | | Max. in service | | | |
| | | | | | | | | | Section width | Overall diameter | Overall width | Overall diameter | | |

DAKAR

FRONT

| | | | | | | | | | | | | | | |
|----|----------|--------------------|-----|-------|------|-----|------|-----------|-----|-----|-----|-----|----------|----------|
| 19 | 70001020 | 110/80B19 | 59T | TL/TT | ED I | ■ ■ | 2.50 | 2.15-3.00 | 109 | 659 | 120 | 681 | 70000870 | |
| 21 | 70001030 | 90/90B21 (3.00B21) | 54T | TL/TT | ED I | ■ ■ | 2.15 | 1.85-2.50 | 90 | 695 | 99 | 715 | 70000853 | 70000878 |

REAR

| | | | | | | | | | | | | | | |
|----|----------|-----------|-----|-------|------|-----|------|-----------|-----|-----|-----|-----|----------|----------|
| 17 | 70001021 | 120/90B17 | 64T | TL/TT | ED I | ■ ■ | 3.50 | 2.50-3.00 | 119 | 648 | 131 | 674 | 70000852 | |
| 17 | 70001022 | 130/80B17 | 65R | TL/TT | ED I | ■ ■ | 3.00 | 2.50-3.50 | 129 | 640 | 142 | 664 | 70000852 | |
| 17 | 70001024 | 140/80B17 | 69T | TL/TT | ED I | ■ ■ | 3.50 | 2.75-3.75 | 142 | 656 | 156 | 682 | 70000852 | |
| 17 | 70001027 | 150/70B17 | 69T | TL/TT | ED I | ■ ■ | 4.25 | 3.50-4.50 | 151 | 642 | 166 | 668 | 70000852 | |
| 18 | 70001023 | 130/80B18 | 72T | TL/TT | ED I | ■ ■ | 3.00 | 2.50-3.50 | 129 | 665 | 142 | 689 | 70000855 | 70000871 |
| 18 | 70001025 | 140/80B18 | 70T | TL/TT | ED I | ■ ■ | 3.50 | 2.75-3.75 | 142 | 681 | 156 | 707 | 70000855 | 70000874 |
| 18 | 70001028 | 150/70B18 | 70T | TL/TT | ED I | ■ ■ | 4.25 | 3.50-4.50 | 151 | 667 | 166 | 693 | 70000855 | |



TRAIL

E-09 ENDURO

20 ON OFF 80



●●●○○



●●●○○



●●●○○



●●●○○



●●●○○



●●●○○



●●●○○



M+S



- Classified M+S only for 20% on-road use and designed for all-round performance and confidence on all types of gravel terrains and especially on difficult off-road trails.
- Extremely aggressive longitudinal scoop shaped block tread pattern ensure grip on soft, muddy terrains as well as hard, rocky terrains with limited compromise of paved road performance. Available in a Heavy-Duty version or optional Ultra Heavy-Duty version (DAKAR) designed for extended durability.
- Recommended for Dual-Purpose Adventure Touring motorcycles in Rally configurations.
- E-09 ENDURO will be gradually replaced by ENDURO TRAIL-XT+.

| Inch | Code | Tyre size | LI/SS | Type (TL/TT) | Homologation | Measuring rim width | Permitted rim width range | Tyre dimensions E.T.R.T.O. (mm) | | | | Tube option 1 | Tube option 2 |
|--------------|----------|-----------|-------|--------------|--------------|---------------------|---------------------------|---------------------------------|------------------|-----------------|------------------|---------------|---------------|
| | | | | | | | | Design | | Max. in service | | | |
| | | | | | | | | Section width | Overall diameter | Overall width | Overall diameter | | |
| FRONT | | | | | | | | | | | | | |
| 19 | 70000482 | 100/90-19 | 57R | TL* | ED I | 2.50 | 2.15-2.75 | 101 | 663 | 111 | 685 | 70000870 | |
| 19 | 70000485 | 110/80-19 | 59R | TL* | ED I | 2.50 | 2.15-3.00 | 109 | 659 | 120 | 681 | 70000870 | |
| 21 | 70000501 | 2.75-21 | 45P | TT | ED I | 1.85 | 1.60-2.15 | 75 | 689 | 86 | 707 | 70000853 | |
| 21 | 70000503 | 80/90-21 | 48P | TT | ED I | 1.85 | 1.60-2.15 | 677 | 677 | 88 | 695 | 70000878 | 70000853 |
| 21 | 70000505 | 90/90-21 | 54R | TL* | ED I | 2.15 | 1.85-2.50 | 90 | 695 | 99 | 715 | 70000853 | 70000878 |
| REAR | | | | | | | | | | | | | |
| 17 | 70000487 | 120/90-17 | 64R | TL* | ED I | 2.75 | 2.50-3.00 | 119 | 648 | 131 | 674 | 70000852 | |
| 17 | 70000489 | 130/80-17 | 65R | TL* | ED I | 3.00 | 2.50-3.50 | 129 | 640 | 142 | 664 | 70000852 | |
| 17 | 70000493 | 140/80-17 | 69R | TL* | ED I | 3.50 | 2.75-3.75 | 142 | 656 | 156 | 682 | 70000852 | |
| 17 | 70000497 | 150/70-17 | 69R | TL* | ED I | 4.25 | 3.50-4.50 | 151 | 642 | 166 | 668 | 70000852 | |
| 18 | 70000502 | 4.10-18 | 60P | TT | ED I | 2.50 | 2.15-3.00 | 108 | 639 | 124 | 661 | 70000844 | |
| 18 | 70000483 | 110/80-18 | 58P | TT | ED I | 2.50 | 2.15-3.00 | 109 | 659 | 120 | 655 | 70000844 | |
| 18 | 70000491 | 130/80-18 | 72R | TL* | ED I | 3.00 | 2.50-3.50 | 129 | 665 | 142 | 689 | 70000855 | 70000871 |
| 18 | 70000495 | 140/80-18 | 70R | TL* | ED I | 3.50 | 2.75-3.75 | 142 | 681 | 156 | 707 | 70000855 | 70000874 |
| 18 | 70000500 | 150/70-18 | 70R | TL* | ED I | 4.25 | 3.50-4.50 | 151 | 667 | 166 | 693 | 70000855 | |



TRAIL

E-09 ENDURO

20 ON OFF 80



●●●●○



●●●●○



●●●●○



●●●●○



●●●●○



●●●●●



●●●●●



- E-09 ENDURO will be gradually replaced by ENDURO TRAIL-XT+.

DAKAR

- Tyre with a stronger carcass and higher puncture resistance. Suitable for higher loads, longer adventure trips and extreme conditions.

| Inch | Code | Tyre size | LI/SS | Type (TL/TT) | Homologation | Stripe colour | Measuring rim width | Permitted rim width range | Tyre dimensions E.T.R.T.O. (mm) | | | | Tube option 1 | Tube option 2 |
|------|------|-----------|-------|--------------|--------------|---------------|---------------------|---------------------------|---------------------------------|------------------|-----------------|------------------|---------------|---------------|
| | | | | | | | | | Design | | Max. in service | | | |
| | | | | | | | | | Section width | Overall diameter | Overall width | Overall diameter | | |

DAKAR

| FRONT | | | | | | | | | | | | | | |
|-------|----------|-----------|-----|-----|-------|---|------|-----------|-----|-----|-----|-----|----------|----------|
| 19 | 70000481 | 100/90-19 | 57R | TL* | E D I | ■ | 2.50 | 2.15-2.75 | 101 | 663 | 111 | 685 | 70000870 | |
| 19 | 70000484 | 110/80-19 | 59R | TL* | E D I | ■ | 2.50 | 2.15-3.00 | 109 | 659 | 120 | 681 | 70000870 | |
| 21 | 70000504 | 90/90-21 | 54R | TL* | E D I | ■ | 2.15 | 1.85-2.50 | 90 | 695 | 99 | 715 | 70000853 | 70000878 |
| REAR | | | | | | | | | | | | | | |
| 17 | 70000486 | 120/90-17 | 64R | TL* | E D I | ■ | 3.50 | 2.50-3.00 | 119 | 648 | 131 | 674 | 70000852 | |
| 17 | 70000488 | 130/80-17 | 65R | TL* | E D I | ■ | 3.00 | 2.50-3.50 | 129 | 640 | 142 | 664 | 70000852 | |
| 17 | 70000492 | 140/80-17 | 69R | TL* | E D I | ■ | 3.50 | 2.75-3.75 | 142 | 656 | 156 | 682 | 70000852 | |
| 17 | 70000496 | 150/70-17 | 69R | TL* | E D I | ■ | 4.25 | 3.50-4.50 | 151 | 642 | 166 | 668 | 70000852 | |
| 18 | 70000490 | 130/80-18 | 72R | TL* | E D I | ■ | 3.00 | 2.50-3.50 | 129 | 665 | 142 | 689 | 70000855 | 70000871 |
| 18 | 70000494 | 140/80-18 | 70R | TL* | E D I | ■ | 3.50 | 2.75-3.75 | 142 | 681 | 156 | 707 | 70000855 | 70000874 |
| 18 | 70000498 | 150/70-18 | 70R | TL* | E D I | ■ | 4.25 | 3.50-4.50 | 151 | 667 | 166 | 693 | 70000855 | |





RALLY

ENDURO TRAIL - RALLY

2023



COMING THIS SEPTEMBER



- Designed for high-speed Rally Raid competitions for all terrain types with class leading performance, stability and resistance to damage.
- High performance compound with an aggressive rear block tread pattern and reinforced carcass ensures the ultimate grip and durability at all temperatures and at all speeds. Three different front patterns options ensure maximum control on any terrain type.
- Recommended for Rally Adventure and Dual-Sports motorcycles.

| Inch | Code | Tyre size | LI/SS | Type (TL/TT) | Homologation | Stripe colour | Measuring rim width | Permitted rim width range | Tyre dimensions E.T.R.T.O. (mm) | | | | Mousse option 1 | Tube option 1 | Tube option 2 |
|--------------|----------|--------------------|-------|--------------|--------------|---------------|---------------------|---------------------------|---------------------------------|------------------|-----------------|------------------|-----------------|---------------|---------------|
| | | | | | | | | | Design | | Max. in service | | | | |
| | | | | | | | | | Section width | Overall diameter | Overall width | Overall diameter | | | |
| SM | | | | | | | | | | | | | | | |
| FRONT | | | | | | | | | | | | | | | |
| 21 | 70000995 | 90/90-21 (3.00-21) | 54R | TT | ED | ■ | 2.15 | 1.85-2.50 | 90 | 695 | 99 | 715 | 70000898 | 70000858 | 70000878 |
| MH | | | | | | | | | | | | | | | |
| FRONT | | | | | | | | | | | | | | | |
| 21 | 70000920 | 90/90-21 (3.00-21) | 54R | TT | ED | ■ | 2.15 | 1.85-2.50 | 90 | 695 | 99 | 715 | 70000898 | 70000858 | 70000878 |
| 21 | 70000982 | 90/90-21 (3.00-21) | 54R | TT | ED | ■ | 2.15 | 1.85-2.50 | 90 | 695 | 99 | 715 | 70000893 | 70000858 | 70000878 |
| PRO | | | | | | | | | | | | | | | |
| FRONT | | | | | | | | | | | | | | | |
| 21 | 70000994 | 90/90-21 (3.00-21) | 54R | TT | ED | ■ | 2.15 | 1.85-2.50 | 90 | 695 | 99 | 715 | 70000898 | 70000858 | 70000878 |
| REAR | | | | | | | | | | | | | | | |
| 18 | 70000993 | 140/80B18 | 70R | TT | ED | ■ | 3.50 | 2.75-3.75 | 142 | 681 | 156 | 707 | 70000897 | 70000857 | 70000874 |



E-02 TOURIST



- Classic Trail tread pattern ensures great durability, grip and performance.
- Recommended for Classic Trail motorcycles.

| Inch | Code | Tyre size | LI/SS | Type (TL/TT) | Homologation | Measuring rim width | Permitted rim width range | Tyre dimensions E.T.R.T.O. (mm) | | | | Tube option 1 |
|-------|----------|-----------|-------|--------------|--------------|---------------------|---------------------------|---------------------------------|------------------|-----------------|------------------|---------------|
| | | | | | | | | Design | | Max. in service | | |
| | | | | | | | | Section width | Overall diameter | Overall width | Overall diameter | |
| FRONT | | | | | | | | | | | | |
| 21 | 70000476 | 3.00-21 | 54S | TT | ED | 1.85 | 1.60-2.15 | 80 | 703 | 92 | 723 | 70000853 |

E-03



- Classified M+S for ON/OFF road use and all terrain types.
- Classic Trail tread pattern ensures great durability, grip and performance.
- Recommended for Classic Trail motorcycles.

| Inch | Code | Tyre size | LI/SS | Type (TL/TT) | Homologation | Measuring rim width | Permitted rim width range | Tyre dimensions E.T.R.T.O. (mm) | | | | Tube option 1 |
|------------|----------|-----------|-------|--------------|--------------|---------------------|---------------------------|---------------------------------|------------------|-----------------|------------------|---------------|
| | | | | | | | | Design | | Max. in service | | |
| | | | | | | | | Section width | Overall diameter | Overall width | Overall diameter | |
| FRONT/REAR | | | | | | | | | | | | |
| 18 | 70000477 | 3.50-18 | 62R | TT | ED | 2.15 | 2.15-2.50 | 93 | 649 | 107 | 673 | 70000844 |



E-05



M+S



- Classified M+S for ON/OFF road use and all terrain types.
- Classic Trail tread pattern ensures great durability, grip and performance.
- Recommended for Classic Trail motorcycles.

| Inch | Code | Tyre size | LI/SS | Type (TL/TT) | Homologation | Measuring rim width | Permitted rim width range | Tyre dimensions E.T.R.T.O. (mm) | | | | Tube option 1 |
|-------------------|----------|-----------|-------|--------------|--------------|---------------------|---------------------------|---------------------------------|------------------|-----------------|------------------|---------------|
| | | | | | | | | Design | | Max. in service | | |
| | | | | | | | | Section width | Overall diameter | Overall width | Overall diameter | |
| FRONT | | | | | | | | | | | | |
| 21 | 70000478 | 3.00-21 | 54S | TT | ED | 1.85 | 1.60-2.15 | 80 | 703 | 92 | 723 | 70000853 |
| FRONT/REAR | | | | | | | | | | | | |
| 19 | 70000479 | 4.00-19 | 71P | TT | ED | 2.50 | 1.85-3.00 | 108 | 697 | 124 | 723 | 70000870 |


E-06



- Classic Trail tread pattern ensures great durability, grip and performance.
- Recommended for Classic Trail motorcycles.


| Inch | Code | Tyre size | LI/SS | Type (TL/TT) | Homologation | Measuring rim width | Permitted rim width range | Tyre dimensions E.T.R.T.O. (mm) | | | | Tube option 1 |
|-------------------|----------|-----------|-------|--------------|--------------|---------------------|---------------------------|---------------------------------|------------------|-----------------|------------------|---------------|
| | | | | | | | | Design | | Max. in service | | |
| | | | | | | | | Section width | Overall diameter | Overall width | Overall diameter | |
| FRONT/REAR | | | | | | | | | | | | |
| 16 | 70000480 | 2.75-16 | 46P | TT | ED | 1.85 | 1.40-1.85 | 75 | 562 | 86 | 580 | 70000833 |
| 16 | 70001018 | 2.75-16 | 46S | TT | ED | 1.85 | 1.40-1.85 | 75 | 562 | 86 | 580 | 70000833 |

2023



Gear up your motorbike, enjoy the silence of nature, quiet your mind and focus your body. Off-roading is enchanting, most demanding and oh so very addictive.





SUPER

Identified by the characteristic yellow stripe: medium carcass construction and compound, especially designed for high speed Enduro, ideal in hard dry conditions.

FAST ENDURO FIM

FAST ENDURO



SUPER LIGHT

Identified by the characteristic green stripe: light, soft carcass construction and gummy compound, especially designed for medium speed technical Enduro, ideal in wet slippery conditions.

TECHNICAL ENDURO FIM

TECHNICAL ENDURO



SUPER SOFT

Identified by the characteristic double green stripe: light carcass construction with ultra gummy compound, especially designed for low speed extreme Enduro, ideal in wet slippery conditions.

X-TREME ENDURO FIM

X-TREME ENDURO



SUPER SOFT EXTREME

The Super Soft (Extreme Enduro) compound is also available on the TERRA FORCE-EF PRO boasting an ultra-soft carcass construction, making it an unrivalled choice to conquer steep technical sections and slippery rocks.

X-TREME ENDURO FIM

X-TREME ENDURO



TERRA FORCE - EF

FAST ENDURO FIM

TECHNICAL ENDURO FIM

XTREME ENDURO FIM



- Designed for Enduro FIM competition for all terrain types with best in class performance with outstanding traction, stability and resistance to wear in wet and dry conditions.
- Available in Super (Fast Enduro), Super Light (Technical Enduro) and Super Soft (Extreme Enduro) versions.
- Recommended for Enduro, Hard Enduro and Dual-Sports motorcycles.
- OE fitment (SUPER version) BETA XTRAINER 250 AND 300 2024

| Inch | Code | Tyre size | LI/SS | Type (TL/TT) | Homologation | Stripe colour | Measuring rim width | Permitter rim width range | Tyre dimensions E.T.R.T.O. (mm) | | | | Mouse type 1 | Mouse type 2 | Mouse type 3 | Toube type 1 | Toube type 2 |
|--------------|----------|--------------------|-------|--------------|--------------|---------------|---------------------|---------------------------|---------------------------------|------------------|-----------------|------------------|--------------|--------------|--------------|--------------|--------------|
| | | | | | | | | | Design | | Max. in service | | | | | | |
| | | | | | | | | | Section width | Overall diameter | Overall width | Overall diameter | | | | | |
| SUPER | | | | | | | | | | | | | | | | | |
| FRONT | | | | | | | | | | | | | | | | | |
| 21 | 70000961 | 90/90-21 (3.00-21) | 54R | TT | E D | ■ | 2.15 | 1.85-2.50 | 90 | 695 | 99 | 715 | 70000893 | | | 70000858 | 70000878 |
| 21 | 70000959 | 90/90-21 | 57R | TT | E D | ■ | 2.15 | 1.85-2.50 | 90 | 713 | 113 | 735 | 70000892 | | | 70000858 | 70000878 |
| REAR | | | | | | | | | | | | | | | | | |
| 18 | 70000951 | 110/80-18 | 58R | TT | E D | ■ | 2.50 | 2.15-3.00 | 109 | 633 | 136 | 655 | 70000882 | | | 70000844 | |
| 18 | 70000954 | 120/90-18 | 65R | TT | E D | ■ | 2.75 | 2.50-3.00 | 119 | 673 | 149 | 699 | 70000886 | 70000887 | | 70000857 | 70000871 |
| 18 | 70000957 | 140/80-18 | 70R | TT | E D | ■ | 3.50 | 2.75-3.75 | 142 | 681 | 178 | 707 | 70000889 | 70000890 | 70000895 | 70000857 | 70000874 |

SUPER LIGHT

| | | | | | | | | | | | | | | | | | |
|--------------|----------|--------------------|-----|----|-----|---|------|-----------|-----|-----|-----|-----|----------|----------|----------|----------|----------|
| FRONT | | | | | | | | | | | | | | | | | |
| 21 | 70000960 | 90/90-21 (3.00-21) | 54R | TT | E D | ■ | 2.15 | 1.85-2.50 | 90 | 695 | 99 | 715 | 70000893 | | | 70000858 | 70000878 |
| 21 | 70000958 | 90/100-21 | 57R | TT | E D | ■ | 2.15 | 1.85-2.50 | 90 | 713 | 113 | 735 | 70000892 | | | 70000858 | 70000878 |
| REAR | | | | | | | | | | | | | | | | | |
| 18 | 70000953 | 120/90-18 | 65M | TT | E D | ■ | 2.75 | 2.50-3.00 | 119 | 673 | 149 | 699 | 70000886 | 70000887 | | 70000857 | 70000871 |
| 18 | 70000956 | 140/80-18 | 70R | TT | E D | ■ | 3.50 | 2.75-3.75 | 142 | 681 | 178 | 707 | 70000889 | 70000890 | 70000895 | 70000857 | 70000874 |

SUPER SOFT

| | | | | | | | | | | | | | | | | | |
|-------------|----------|-----------|-----|----|-----|-----|------|-----------|-----|-----|-----|-----|----------|----------|----------|----------|----------|
| REAR | | | | | | | | | | | | | | | | | |
| 18 | 70000952 | 120/90-18 | 65M | TT | E D | ■ ■ | 3.50 | 2.75-3.75 | 119 | 673 | 149 | 699 | 70000886 | 70000887 | | 70000857 | 70000871 |
| 18 | 70000955 | 140/80-18 | 70M | TT | E | ■ ■ | 3.50 | 2.75-3.75 | 142 | 681 | 178 | 707 | 70000889 | 70000890 | 70000895 | 70000857 | 70000874 |



ENDURO FIM

TERRA FORCE - EF PRO

2023

XTREME ENDURO FIM



- Designed for Extreme Enduro FIM competition for all technical sections in all terrain types, especially recommended on slippery and rocky off-road terrains. Available in rear only sizes.
- Ultra-soft carcass construction and Super Soft (Extreme Enduro) compound delivering extreme traction and ultimate grip.
- Recommended for Enduro and Hard Enduro motorcycles.

| Inch | Code | Tyre size | LI/SS | Type (TL/TT) | Homologation | Stripe colour | Measuring rim width | Permitter rim width range | Tyre dimensions E.T.R.T.O. (mm) | | | | Mousse type 1 | Mousse type 2 | Mousse type 3 | Tube type 1 | Tube type 2 |
|------|------|-----------|-------|--------------|--------------|---------------|---------------------|---------------------------|---------------------------------|------------------|-----------------|------------------|---------------|---------------|---------------|-------------|-------------|
| | | | | | | | | | Design | | Max. in service | | | | | | |
| | | | | | | | | | Section width | Overall diameter | Overall width | Overall diameter | | | | | |

SUPER SOFT EXTREME

| REAR | | | | | | | | | | | | | | | | | |
|------|----------|-----------|-----|----|---|--|------|-----------|-----|-----|-----|-----|----------|----------|----------|----------|----------|
| 18 | 70000962 | 140/80-18 | 70M | TT | E | | 3.50 | 2.75-3.75 | 142 | 681 | 178 | 707 | 70000889 | 70000890 | 70000895 | 70000857 | 70000874 |





ENDURO

TERRA FORCE-EX SM

2023

FAST ENDURO

TECHNICAL ENDURO



- Designed for Enduro Xross competition for all Soft to Medium terrain types with class leading performance, stability and resistance to wear in wet or dry conditions.
- Available in Super (Fast Enduro) and Super Light (Technical Enduro) versions.
- Recommended for Enduro and Dual-Sports motorcycles.

| Inch | Code | Tyre size | LI/SS | Type (TL/TT) | Homologation | Stripe colour | Measuring rim width | Permitter rim width range | Tyre dimensions E.T.R.T.O. (mm) | | | | Mousse type 1 | Mousse type 2 | Tube type 1 | tube type 2 |
|------|------|-----------|-------|--------------|--------------|---------------|---------------------|---------------------------|---------------------------------|------------------|-----------------|------------------|---------------|---------------|-------------|-------------|
| | | | | | | | | | Design | | Max. in service | | | | | |
| | | | | | | | | | Section width | Overall diameter | Overall width | Overall diameter | | | | |

SUPER

| REAR | | | | | | | | | | | | | | | | |
|------|----------|-----------|-----|----|----|---|------|-----------|-----|-----|-----|-----|----------|----------|----------|----------|
| 18 | 70000979 | 120/90-18 | 65R | TT | ED | ■ | 2.75 | 2.50-3.00 | 119 | 673 | 149 | 699 | 70000886 | 70000887 | 70000857 | 70000871 |

SUPER LIGHT

| FRONT | | | | | | | | | | | | | | | | |
|-------|----------|--------------------|-----|----|----|---|------|-----------|-----|-----|-----|-----|----------|----------|----------|----------|
| 21 | 70000921 | 80/100-21 | 51M | TT | ED | ■ | 1.85 | 1,60-2,15 | 80 | 693 | 88 | 713 | 70000891 | | 70000858 | 70000878 |
| 21 | 70000980 | 90/90-21 (3.00-21) | 54M | TT | ED | ■ | 2.15 | 1.85-2.50 | 90 | 695 | 99 | 715 | 70000893 | | 70000858 | 70000878 |
| 18 | 70000977 | 110/100-18 | 64R | TT | ED | ■ | 2.50 | 2.15-3.00 | 109 | 677 | 136 | 703 | | | 70000857 | 70000871 |
| 18 | 70000978 | 120/90-18 | 65R | TT | ED | ■ | 2.75 | 2.50-3.00 | 119 | 673 | 149 | 699 | 70000886 | 70000887 | 70000857 | 70000871 |





ENDURO

TERRA FORCE-EX MH

FAST ENDURO

TECHNICAL ENDURO

X TREME ENDURO



- Designed for Enduro Xross competition for all Medium to Hard terrain types with class leading performance, stability and resistance to wear in wet or dry conditions.
- Available in Super (Fast Enduro), Super Light (Technical Enduro) and Super Soft (Xtreme Enduro) versions.
- Recommended for Enduro and Dual-Sports motorcycles, including Junior Enduro.

| Inch | Code | Tyre size | LI/SS | Type (TL/TT) | Homologation | Stripe colour | Measuring rim width | Permitter rim width range | Tyre dimensions E.T.R.T.O. (mm) | | | | Mousse type 1 | Mousse type 2 | Tube type 1 | Tube type 2 |
|------|------|-----------|-------|--------------|--------------|---------------|---------------------|---------------------------|---------------------------------|------------------|-----------------|------------------|---------------|---------------|-------------|-------------|
| | | | | | | | | | Design | | Max. in service | | | | | |
| | | | | | | | | | Section width | Overall diameter | Overall width | Overall diameter | | | | |

SUPER

| FRONT | | | | | | | | | | | | | | | | |
|-------|----------|------------|-----|----|-----|---|------|-----------|-----|-----|-----|-----|----------|----------|----------|----------|
| 14 | 70000976 | 90/90-14 | 46M | TT | NHS | ■ | 2.15 | 1.85-2.50 | 90 | 518 | 113 | 530 | | | 70000879 | |
| 19 | 70000971 | 70/100-19 | 42M | TT | NHS | ■ | 1.60 | 1.40-1.85 | 69 | 623 | 86 | 639 | | | 70000870 | |
| 21 | 70001073 | 80/100-21 | 51R | TT | ED | ■ | 1.85 | 1.60-2.15 | 80 | 693 | 88 | 713 | 70000891 | | 70000858 | 70000878 |
| 21 | 70000975 | 90/100-21 | 57M | TT | ED | ■ | 2.15 | 1.85-2.50 | 90 | 713 | 113 | 735 | 70000892 | | 70000858 | 70000878 |
| REAR | | | | | | | | | | | | | | | | |
| 18 | 70001071 | 100/100-18 | 59R | TT | ED | ■ | 2.50 | 2.15-2.75 | 101 | 657 | 126 | 681 | | | 70000857 | 70000871 |
| 18 | 70000970 | 120/90-18 | 65R | TT | ED | ■ | 2.75 | 2.50-3.00 | 119 | 673 | 149 | 699 | 70000886 | 70000887 | 70000857 | 70000871 |

2023

2023

SUPER LIGHT

| FRONT | | | | | | | | | | | | | | | | |
|-------|----------|----------------------|-----|----|----|---|------|-----------|-----|-----|-----|-----|----------|----------|----------|----------|
| 21 | 70000974 | 90/100-21 | 57M | TT | ED | ■ | 2.15 | 1.85-2.50 | 90 | 713 | 113 | 735 | 70000892 | | 70000858 | 70000878 |
| REAR | | | | | | | | | | | | | | | | |
| 18 | 70000965 | 100/100-18 | 59M | TT | ED | ■ | 2.50 | 2.15-2.75 | 101 | 657 | 126 | 681 | | | 70000857 | 70000871 |
| 18 | 70000966 | 110/100-18 | 64M | TT | ED | ■ | 2.50 | 2.15-3.00 | 109 | 677 | 136 | 703 | | | 70000857 | 70000871 |
| 18 | 70000969 | 120/90-18 | 65R | TT | ED | ■ | 2.75 | 2.50-3.00 | 119 | 673 | 149 | 699 | 70000886 | 70000887 | 70000857 | 70000871 |
| 18 | 70000992 | 120/100-18 (3.50-18) | 68M | TT | ED | ■ | 2.75 | 2.50-3.00 | 119 | 697 | 149 | 725 | 70000884 | | 70000855 | |

SUPER SOFT

| REAR | | | | | | | | | | | | | | | | |
|------|----------|------------|-----|----|-----|-----|------|-----------|-----|-----|-------|-----|----------|----------|----------|----------|
| 12 | 70000972 | 90/100-12 | 46M | TT | NHS | ■ ■ | 2.15 | / | 90 | 485 | 97 | 507 | | | 70000846 | |
| 16 | 70000973 | 90/100-16 | 51M | TT | NHS | ■ ■ | 2.15 | 1.85-2.50 | 90 | 586 | 112,5 | 608 | | | 70000880 | 70000842 |
| 18 | 70000967 | 110/100-18 | 64M | TT | ED | ■ ■ | 2.50 | 2.15-3.00 | 109 | 677 | 136 | 703 | 70000891 | | 70000858 | 70000878 |
| 18 | 70000968 | 120/90-18 | 65M | TT | ED | ■ ■ | 2.75 | 2.50-3.00 | 119 | 673 | 149 | 699 | 70000886 | 70000887 | 70000857 | 70000871 |



ENDURO

TERRA FORCE-EX XT

FAST ENDURO

TECHNICAL ENDURO



- Designed for technical Enduro Xross for all Extreme terrains types with class leading performance, excellent traction and resistance to punctures.
- Available in Super (Fast) and Super Light (Technical Enduro) versions.
- Recommended for Enduro and Dual-Sports motorcycles.

| Inch | Code | Tyre size | LI/SS | Type (TL/TT) | Homologation | Stripe colour | Measuring rim width | Permitter rim width range | Tyre dimensions E.T.R.T.O. (mm) | | | | Mousse type 1 | Mousse type 2 | Tube type 1 | Tube type 2 |
|------|------|-----------|-------|--------------|--------------|---------------|---------------------|---------------------------|---------------------------------|------------------|-----------------|------------------|---------------|---------------|-------------|-------------|
| | | | | | | | | | Design | | Max. in service | | | | | |
| | | | | | | | | | Section width | Overall diameter | Overall width | Overall diameter | | | | |

SUPER

| REAR | | | | | | | | | | | | | | | | |
|------|----------|-----------|-----|----|----|---|------|-----------|-----|-----|-----|-----|----------|----------|----------|----------|
| 18 | 70000987 | 120/90-18 | 65R | TT | ED | ■ | 2.75 | 2.50-3.00 | 119 | 673 | 149 | 699 | 70000886 | 70000887 | 70000857 | 70000871 |
| 19 | 70000986 | 110/90-19 | 62R | TT | ED | ■ | 2.75 | 2.15-3.00 | 109 | 681 | 136 | 705 | 70000883 | | 70000856 | 70000870 |

SUPER LIGHT

| REAR | | | | | | | | | | | | | | | | |
|------|----------|-----------|-----|----|----|---|------|-----------|-----|-----|-----|-----|----------|----------|----------|----------|
| 18 | 70000981 | 120/90-18 | 65R | TT | ED | ■ | 2.75 | 2.50-3.00 | 119 | 673 | 149 | 699 | 70000886 | 70000887 | 70000857 | 70000871 |





ENDURO

TERRA FORCE-EXHT

2023



- Designed for Technical Enduro Xross for all Hard terrain types with class leading performance, excellent traction and resistance to punctures.
- Available in ICE version with a special compound designed to perform even at the lowest temperatures and suitable for studding.
- Recommended for Enduro and Dual-Sports motorcycles.

| Inch | Code | Tyre size | LI/SS | Type (TL/TT) | Homologation | Stripe colour | Measuring rim width | Permitter rim width range | Tyre dimensions E.T.R.T.O. (mm) | | | | Mousse type 1 | Tube type 1 | Tube type 2 |
|------|------|-----------|-------|--------------|--------------|---------------|---------------------|---------------------------|---------------------------------|------------------|-----------------|------------------|---------------|-------------|-------------|
| | | | | | | | | | Design | | Max. in service | | | | |
| | | | | | | | | | Section width | Overall diameter | Overall width | Overall diameter | | | |

ICE

| FRONT | | | | | | | | | | | | | | | |
|-------|----------|--------------------|-----|----|----|---|------|-----------|-----|-----|-----|-----|----------|----------|----------|
| 21 | 70000991 | 90/90-21 (3.00-21) | 51M | TT | ED | ☐ | 1.85 | 1.60-2.15 | 80 | 703 | 92 | 723 | 70000853 | | |
| REAR | | | | | | | | | | | | | | | |
| 19 | 70000988 | 100/90-19 | 57M | TT | ED | ☐ | 2.50 | 2.15-2.75 | 101 | 663 | 216 | 685 | 70000881 | 70000856 | 70000870 |
| 18 | 70000989 | 110/100-18 | 64M | TT | ED | ☐ | 2.50 | 2.15-3.00 | 109 | 677 | 136 | 703 | | 70000857 | 70000871 |
| 19 | 70000990 | 110/90-19 | 62M | TT | ED | ☐ | 2.75 | 2.15-3.00 | 109 | 681 | 136 | 705 | 70000883 | 70000856 | 70000870 |





ENDURO

STONE KING

2023



COMING THIS SEPTEMBER

- Designed specifically for all off-road terrains and rugged trails.
- High performance cut resistant compound with extra large knobbies.
- Recommended for Trail, Enduro and MotoXcross motorcycles.

| Inch | Code | Tyre size | LI/SS | Type (TL/TT) | Homologation | Measuring rim width | Permitter rim width range | Tyre dimensions E.T.R.T.O. (mm) | | | | Mousse type 1 | Tube type 1 | Tube type 2 |
|------|----------|-----------|-------|--------------|--------------|---------------------|---------------------------|---------------------------------|------------------|-----------------|------------------|---------------|-------------|-------------|
| | | | | | | | | Design | | Max. in service | | | | |
| | | | | | | | | Section width | Overall diameter | Overall width | Overall diameter | | | |
| REAR | | | | | | | | | | | | | | |
| 17 | 70000985 | 130/80-17 | 65N | TT | ED | 3.00 | 2.50-3.50 | 129 | 640 | 161 | 664 | | 70000852 | |
| 18 | 70000983 | 120/90-18 | 71N | TT | ED | 2.75 | 2.50-3.00 | 119 | 673 | 149 | 699 | 70000886 | 70000857 | 70000871 |
| 19 | 70000984 | 120/90-19 | 66N | TT | ED | 2.75 | 2.50-3.00 | 119 | 699 | 148 | 725 | 70000888 | 70000872 | |



SAND SOFT MEDIUM HARD

| | | | | |
|-----------------------|--|--|--|--|
| TERRA FORCE-MX SAND 2 | | | | |
| TERRA FORCE-MX SAND | | | | |
| TERRA FORCE-MX SM | | | | |
| TERRA FORCE-MX MH | | | | |



SAND TERRAIN

Motocross competition tyre made from the hardest tread compound for soft and sandy terrain.



SOFT MEDIUM TERRAIN

Motocross competition tyre made from a medium hard tread compound for soft to medium terrain.



MEDIUM HARD TERRAIN

Motocross competition tyre made from a softer tread compound for medium to hard terrain.



Tyre for pit cross.



TERRA FORCE - MX SAND 2

2023

SAND TERRAIN

- Designed for MotoXross racing in deep soft sandy terrain offering outstanding traction as well as cornering and braking stability.
- High performance hard rubber compound and specially designed carcass with increased lateral support gives it incredible traction and control.
- Recommended for MotoXross motorcycles and available only for the rear.

| Inch | Code | Tyre size | LJ/SS | Type (TL/TT) | Homologation | Stripe colour | Measuring rim width | Permitter rim width range | Tyre dimensions E.T.R.T.O. (mm) | | | | Mousse type 1 | Tube type 1 | Tube type 2 |
|------|----------|-----------|-------|--------------|--------------|---------------|---------------------|---------------------------|---------------------------------|------------------|-----------------|------------------|---------------|-------------|-------------|
| | | | | | | | | | Design | | Max. in service | | | | |
| | | | | | | | | | Section width | Overall diameter | Overall width | Overall diameter | | | |
| REAR | | | | | | | | | | | | | | | |
| 19 | 70000936 | 110/90-19 | 62M | TT | NHS | ■ ■ | 2.75 | 2.15-3.00 | 109 | 681 | 136 | 705 | 70000883 | 70000856 | 70000870 |





MOTOCROSS

TERRA FORCE - MX SAND

SAND TERRAIN



- Designed for MotoXross racing on soft loose terrain types, delivering great traction, control and stability.
- High performance hard rubber compound ensures traction and control.
- Recommended for MotoXross motorcycles and available only for the front.

| Inch | Code | Tyre size | L/SS | Type (TL/TT) | Homologation | Stripe colour | Measuring rim width | Permitter rim width range | Tyre dimensions E.T.R.T.O. (mm) | | | | Mousse type 1 | Tube type 1 | Tube type 2 |
|-------|----------|-----------|------|--------------|--------------|---------------|---------------------|---------------------------|---------------------------------|------------------|-----------------|------------------|---------------|-------------|-------------|
| | | | | | | | | | Design | | Max. in service | | | | |
| | | | | | | | | | Section width | Overall diameter | Overall width | Overall diameter | | | |
| FRONT | | | | | | | | | | | | | | | |
| 21 | 70000950 | 80/100-21 | 51M | TT | NHS | ■ ■ | 1.85 | 1.60-2.15 | 80 | 693 | 88 | 713 | 70000891 | 70000858 | 70000878 |





TERRA FORCE - MX SM

SOFT MEDIUM TERRAIN

- Designed for MotoXross racing on soft to medium terrains providing class leading traction, control and durability.
- High performance soft rubber compound for outstanding traction and specially designed carcass for optimum control.
- Recommended for MotoXross motorcycles including Junior.

| Inch | Code | Tyre size | LI/SS | Type (TL/TT) | Homologation | Stripe colour | Measuring rim width | Permitter rim width range | Tyre dimensions E.T.R.T.O. (mm) | | | | Mousse type 1 | Tube type 1 | Tube type 2 |
|--------------|----------|---------------------|-------|--------------|--------------|---------------|---------------------|---------------------------|---------------------------------|------------------|-----------------|------------------|---------------|-------------|-------------|
| | | | | | | | | | Design | | Max. in service | | | | |
| | | | | | | | | | Section width | Overall diameter | Overall width | Overall diameter | | | |
| FRONT | | | | | | | | | | | | | | | |
| 12 | 70000940 | 60/100-12 | 36J | TT | NHS | | 1.40 | / | 60 | 425 | 75 | 439 | | 70000861 | |
| 14 | 70000942 | 70/100-14 | 40M | TT | NHS | | 1.60 | / | 69 | 496 | 86 | 512 | | 70000845 | |
| 17 | 70000943 | 70/100-17 | 40M | TT | NHS | | 1.60 | 1.40-1.85 | 69 | 572 | 86 | 588 | | 70000877 | |
| 19 | 70000944 | 70/100-19 | 42M | TT | NHS | | 1.60 | 1.40-1.85 | 69 | 623 | 86 | 639 | | 70000870 | |
| 21 | 70000946 | 80/100-21 | 51M | TT | NHS | | 1.85 | 1.60-2.15 | 80 | 693 | 88 | 713 | 70000891 | 70000858 | 70000878 |
| 21 | 70000949 | 90/90-21 (3.00-21) | 54M | TT | NHS | | 2.15 | 1.85-2.50 | 90 | 695 | 99 | 715 | 70000893 | 70000858 | 70000878 |
| REAR | | | | | | | | | | | | | | | |
| 10 | 70000941 | 70/100-10 (2.50-10) | 41J | TT | NHS | | 1.60 | / | 69 | 394 | 86 | 410 | | 70000875 | |
| 12 | 70000945 | 80/100-12 (2.50-12) | 50M | TT | NHS | | 1.85 | 1.60-2.15 | 80 | 465 | 86 | 477 | | 70000868 | 70000846 |
| 14 | 70000947 | 90/100-14 | 49M | TT | NHS | | 2.15 | 1.85-2.50 | 90 | 542 | 113 | 558 | | 70000879 | |
| 16 | 70000948 | 90/100-16 | 51M | TT | NHS | | 2.15 | 1.85-2.50 | 90 | 586 | 113 | 608 | | 70000880 | 70000842 |
| 19 | 70000937 | 100/90-19 | 57M | TT | NHS | | 2.50 | 2.15-2.75 | 101 | 663 | 216 | 685 | 70000881 | 70000856 | 70000870 |
| 19 | 70000938 | 110/90-19 | 62M | TT | NHS | | 2.75 | 2.15-3.00 | 109 | 681 | 136 | 705 | 70000883 | 70000856 | 70000870 |
| 19 | 70000939 | 120/80-19 | 63M | TT | NHS | | 2.75 | 2.50-3.00 | 119 | 675 | 149 | 699 | 70000885 | 70000856 | 70000870 |



MOTOCROSS

TERRA FORCE-MX MH

MEDIUM HARD TERRAIN



- Designed for MotoXross racing on medium to hard terrains providing maximum control and straight-line stability.
- High performance soft rubber compound for maximum traction.
- Recommended for MotoXross motorcycles including Junior and Pitcross.

| Inch | Code | Tyre size | LI/SS | Type (TL/TT) | Homologation | Stripe colour | Measuring rim width | Permitter rim width range | Tyre dimensions E.T.R.T.O. (mm) | | | | Mousse type 1 | Tube type 1 | Tube type 2 |
|--------------|----------|---------------------|-------|--------------|--------------|---------------|---------------------|---------------------------|---------------------------------|------------------|-----------------|------------------|---------------|-------------|-------------|
| | | | | | | | | | Design | | Max. in service | | | | |
| | | | | | | | | | Section width | Overall diameter | Overall width | Overall diameter | | | |
| FRONT | | | | | | | | | | | | | | | |
| 12 | 70000925 | 60/100-12 | 36J | TT | NHS | ■ ■ | 1.40 | / | 60 | 425 | 75 | 439 | | 70000861 | |
| 14 | 70000926 | 60/100-14 | 29M | TT | NHS | ■ ■ | 1.40 | 1.20-1.60 | 60 | 476 | 75 | 490 | | 70000876 | |
| 17 | 70000928 | 70/100-17 | 40M | TT | NHS | ■ ■ | 1.60 | 1.40-1.85 | 69 | 572 | 86 | 588 | | 70000877 | |
| 19 | 70000929 | 70/100-19 | 42M | TT | NHS | ■ ■ | 1.60 | 1.40-1.85 | 69 | 623 | 86 | 639 | | 70000870 | |
| 21 | 70000931 | 80/100-21 | 51M | TT | NHS | ■ ■ | 1.85 | 1.60-2.15 | 80 | 693 | 88 | 713 | 70000891 | 70000858 | 70000878 |
| 21 | 70000935 | 90/90-21 (3.00-21) | 54M | TT | NHS | ■ ■ | 2.15 | 1.85-2.50 | 90 | 695 | 99 | 715 | 70000893 | 70000858 | 70000878 |
| 21 | 70000934 | 90/100-21 | 57M | TT | NHS | ■ ■ | 2.15 | 1.85-2.50 | 90 | 713 | 113 | 735 | 70000892 | 70000858 | 70000878 |
| REAR | | | | | | | | | | | | | | | |
| 10 | 70000927 | 70/100-10 (2.50-10) | 41J | TT | NHS | ■ ■ | 1.60 | / | 69 | 394 | 86 | 410 | | 70000875 | |
| 12 | 70000930 | 80/100-12 (2.50-12) | 50M | TT | NHS | ■ ■ | 1.85 | 1.60-2.15 | 80 | 465 | 86 | 477 | | 70000868 | 70000846 |
| 14 | 70000932 | 90/100-14 | 49M | TT | NHS | ■ ■ | 2.15 | 1.85-2.50 | 90 | 542 | 113 | 558 | | 70000879 | |
| 16 | 70000933 | 90/100-16 | 51M | TT | NHS | ■ ■ | 2.15 | 1.85-2.50 | 90 | 586 | 113 | 608 | | 70000880 | 70000842 |
| 19 | 70000922 | 100/90-19 | 57M | TT | NHS | ■ ■ | 2.50 | 2.15-2.75 | 101 | 663 | 216 | 685 | 70000881 | 70000856 | 70000870 |
| 19 | 70000923 | 110/90-19 | 62M | TT | NHS | ■ ■ | 2.75 | 2.15-3.00 | 109 | 681 | 136 | 705 | 70000883 | 70000856 | 70000870 |
| 19 | 70000924 | 120/80-19 | 63M | TT | NHS | ■ ■ | 2.75 | 2.50-3.00 | 119 | 675 | 149 | 699 | 70000885 | 70000856 | 70000870 |

PIT CROSS

| | | | | | | | | | | | | | | | |
|--------------|----------|-----------|-----|----|-----|---|------|-----------|----|-----|-----|-----|--|----------|--|
| FRONT | | | | | | | | | | | | | | | |
| 14 | 70001000 | 90/90-14 | 46M | TT | NHS | ■ | 2.15 | 1.85-2.50 | 90 | 518 | 113 | 530 | | 70000879 | |
| REAR | | | | | | | | | | | | | | | |
| 12 | 70000999 | 90/100-12 | 46M | TT | NHS | ■ | 2.15 | / | 90 | 485 | 97 | 507 | | 70000846 | |



ET-01 TRIAL



- Designed specifically for Trial competition on all terrain types and conditions.
- High performance soft compound and low pressure carcass for maximum traction and control.
- Recommended for Trial motorcycles.
- OE fitment BETA ALP 200 2023

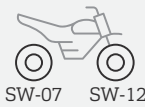
| Inch | Code | Tyre size | LI/SS | Type (TL/TT) | Homologation | Stripe colour | Measuring rim width | Permitter rim width range | Tyre dimensions E.T.R.T.O. (mm) | | | | Tube type 1 | Tube type 2 |
|--------------|----------|-----------|-------|--------------|--------------|---------------|---------------------|---------------------------|---------------------------------|------------------|-----------------|------------------|-------------|-------------|
| | | | | | | | | | Design | | Max. in service | | | |
| | | | | | | | | | Section width | Overall diameter | Overall width | Overall diameter | | |
| FRONT | | | | | | | | | | | | | | |
| 21 | 70000338 | 2.75-21 | 45M | TL* | E | | 1.85 | 1.40-1.85 | 75 | 689 | 86 | 707 | 70000853 | |
| REAR | | | | | | | | | | | | | | |
| 18 | 70000339 | 4.00-18 | 64M | TL* | E | | 2.50 | 1.85-3.00 | 108 | 671 | 124 | 697 | 70000871 | 70000855 |
| X-PRO | | | | | | | | | | | | | | |
| REAR | | | | | | | | | | | | | | |
| 18 | 70000340 | 4.00-18 | 64M | TL* | E | ■ ■ | 2.50 | 1.85-3.00 | 108 | 671 | 124 | 697 | 70000871 | 70000855 |





SPEEDWAY

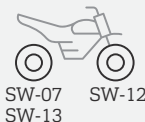
SW-07 SPEEDWAY



- Top performance speedway tyre used in FIM Speedway Grand Prix races and many national speedway leagues.
- Rear fitment that forms a perfect pair with the SW-12 SPEEDWAY on the front wheel.
- FIM-compliant.

| Inch | Code | Tyre size | LI/SS | Type (TL/TT) | Homologation | Stripe colour | Measuring rim width | Permitter rim width range | Tyre dimensions E.T.R.T.O. (mm) | | | | Tube type 1 |
|------|----------|-----------|-------|--------------|--------------|---------------|---------------------|---------------------------|---------------------------------|------------------|-----------------|------------------|-------------|
| | | | | | | | | | Design | | Max. in service | | |
| | | | | | | | | | Section width | Overall diameter | Overall width | Overall diameter | |
| REAR | | | | | | | | | | | | | |
| 19 | 70000344 | 3.75-19 | 61P | TT | NHS | ■ | 2.15 | / | 99 | 697 | 129 | 711 | 70000870 |
| 19 | 70001151 | 3.75-19 | 61P | TL | NHS | ■ ■ | 2.15 | / | 99 | 697 | 129 | 711 | 70000870 |

SW-12 SPEEDWAY



- Top performance speedway tyre for FIM Speedway Grand Prix races and many national speedway leagues.
- Front fitment that forms a perfect pair with the SW-07 SPEEDWAY and SW-13 SPEEDWAY on the rear wheel.

| Inch | Code | Tyre size | LI/SS | Type (TL/TT) | Homologation | Measuring rim width | Permitter rim width range | Tyre dimensions E.T.R.T.O. (mm) | | | |
|-------|----------|-----------|-------|--------------|--------------|---------------------|---------------------------|---------------------------------|------------------|-----------------|------------------|
| | | | | | | | | Design | | Max. in service | |
| | | | | | | | | Section width | Overall diameter | Overall width | Overall diameter |
| FRONT | | | | | | | | | | | |
| 23 | 70000350 | 2.75-23 | 48P | TT | NHS | 1.85 | / | 75 | 715 | 86 | 733 |



SW-13 SPEEDWAY



SW-13 SW-12



- Top performance speedway tyre for long track speedway races.

| Inch | Code | Tyre size | LI/SS | Type (TL/TT) | Homologation | Measuring rim width | Permitter rim width range | Tyre dimensions E.T.R.T.O. (mm) | | | |
|------|----------|-----------|-------|--------------|--------------|---------------------|---------------------------|---------------------------------|------------------|-----------------|------------------|
| | | | | | | | | Design | | Max. in service | |
| | | | | | | | | Section width | Overall diameter | Overall width | Overall diameter |
| REAR | | | | | | | | | | | |
| 22 | 70000351 | 2.75-22 | 50R | TT | NHS | 1.85 | / | 75 | 740 | 86 | 758 |

SW-14 SPEEDWAY



SW-14 SW-14



- Junior speedway tyre designed for 50cc motorcycles.

| Inch | Code | Tyre size | LI/SS | Type (TL/TT) | Homologation | Measuring rim width | Permitter rim width range | Tyre dimensions E.T.R.T.O. (mm) | | | | Tube type 1 |
|------------|----------|-----------|-------|--------------|--------------|---------------------|---------------------------|---------------------------------|------------------|-----------------|------------------|-------------|
| | | | | | | | | Design | | Max. in service | | |
| | | | | | | | | Section width | Overall diameter | Overall width | Overall diameter | |
| FRONT/REAR | | | | | | | | | | | | |
| 10 | 70000353 | 2.50-10 | NHS | TT | NHS | 1.50 | / | 68 | 389 | 80 | 414 | 70000859 |



SW-10 SPEEDSTAR



SW-10 SW-11



- Junior speedway tyre.
- Rear fitment that forms a perfect pair with the SW-11 SPEED STAR on the front wheel.

| Inch | Code | Tyre size | LI/SS | Type (TL/TT) | Homologation | Measuring rim width | Permitter rim width range | Tyre dimensions E.T.R.T.O. (mm) | | | | Tube type 1 |
|------|----------|-----------|-------|--------------|--------------|---------------------|---------------------------|---------------------------------|------------------|-----------------|------------------|-------------|
| | | | | | | | | Design | | Max. in service | | |
| | | | | | | | | Section width | Overall diameter | Overall width | Overall diameter | |
| REAR | | | | | | | | | | | | |
| 17 | 70000347 | 3.00-17 | 50P | TT | NHS | 1.85 | / | 80 | 602 | 92 | 711 | 70000854 |

SW-11 SPEEDSTAR



SW-10 SW-11



- Junior speedway tyre.
- Front fitment that forms a perfect pair with the SW-10 SPEED STAR on the rear wheel.

| Inch | Code | Tyre size | LI/SS | Type (TL/TT) | Homologation | Measuring rim width | Permitter rim width range | Tyre dimensions E.T.R.T.O. (mm) | | | | Tube type 1 |
|-------|----------|--------------------|-------|--------------|--------------|---------------------|---------------------------|---------------------------------|------------------|-----------------|------------------|-------------|
| | | | | | | | | Design | | Max. in service | | |
| | | | | | | | | Section width | Overall diameter | Overall width | Overall diameter | |
| FRONT | | | | | | | | | | | | |
| 19 | 70000348 | 2 1/4-19 (2.25-19) | 30P | TT | NHS | 2.15 | / | 99 | 697 | 129 | 711 | 70000841 |



SW-08 ICE SPEEDWAY



- Slick speedway tyre designed for use with studs.

| Inch | Code | Tyre size | LI/SS | Type (TL/TT) | Homologation | Measuring rim width | Permitter rim width range | Tyre dimensions E.T.R.T.O. (mm) | | | | Tube type 1 |
|------|------|-----------|-------|--------------|--------------|---------------------|---------------------------|---------------------------------|------------------|-----------------|------------------|-------------|
| | | | | | | | | Design | | Max. in service | | |
| | | | | | | | | Section width | Overall diameter | Overall width | Overall diameter | |

ICE SPEEDWAY

| REAR | | | | | | | | | | | | |
|------|----------|---------|-----|----|-----|------|---|----|-----|----|-----|----------|
| 21 | 70000342 | 3.00-21 | 57P | TT | NHS | 1.85 | / | 80 | 703 | 86 | 715 | 70000853 |
| 23 | 70000341 | 2.50-23 | 48P | TT | NHS | 1.50 | / | 64 | 735 | 74 | 750 | |





FLAT TRACK

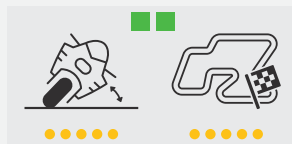
FT-18 FLAT TRACK



- Designed specifically for Flat Track racetrack use with specific versions also for road use.
- Available in different high performance compound options to ensure optimal traction and control.
- Recommended for Flat Track motorcycles.

| Inch | Code | Tyre size | LI/SS | Type (TL/TT) | Homologation | Stripe colour | Measuring rim width | Permitter rim width range | Tyre dimensions E.T.R.T.O. (mm) | | | | Tube type 1 |
|------------|----------|-------------|-------|--------------|--------------|---------------|---------------------|---------------------------|---------------------------------|------------------|-----------------|------------------|-------------|
| | | | | | | | | | Design | | Max. in service | | |
| | | | | | | | | | Section width | Overall diameter | Overall width | Overall diameter | |
| FRONT/REAR | | | | | | | | | | | | | |
| 19 | 70000354 | 27.5×7.5-19 | NHS | TT | NHS | ■ | 3.50 | 2.75-3.75 | 142 | 707 | 156 | 723 | 70000872 |
| 19 | 70000355 | 27×7-19 | NHS | TT | NHS | ■ | 3.00 | 2.50-3.50 | 129 | 691 | 142 | 705 | 70000870 |

H-18 FLAT TRACK



- Designed specifically for Flat Track racetrack use with specific versions also for road use.
- Available in different high performance compound options to ensure optimal traction and control.
- Recommended for Flat Track motorcycles.

| Inch | Code | Tyre size | LI/SS | Type (TL/TT) | Homologation | Stripe colour | Measuring rim width | Permitter rim width range | Tyre dimensions E.T.R.T.O. (mm) | | | | Tube type 1 |
|------------|----------|-------------------------|-------|--------------|--------------|---------------|---------------------|---------------------------|---------------------------------|------------------|-----------------|------------------|-------------|
| | | | | | | | | | Design | | Max. in service | | |
| | | | | | | | | | Section width | Overall diameter | Overall width | Overall diameter | |
| FRONT/REAR | | | | | | | | | | | | | |
| 19 | 70000356 | 130/80-19 (27×7-19) | NHS | TT | NHS | ■ | 3.00 | 2.50-3.50 | 129 | 691 | 142 | 705 | 70000870 |
| 19 | 70000359 | 140/80-19 (27.5×7.5-19) | NHS | TT | NHS | ■ | 3.50 | 2.75-3.75 | 142 | 707 | 156 | 723 | 70000872 |
| 19 | 70000357 | 130/80-19 (27×7-19) | NHS | TT | NHS | ■ ■ | 3.00 | 2.50-3.50 | 129 | 691 | 142 | 705 | 70000870 |
| 19 | 70000360 | 140/80-19 (27.5×7.5-19) | NHS | TT | NHS | ■ ■ | 3.50 | 2.75-3.75 | 142 | 707 | 156 | 723 | 70000872 |





*Big cities, small towns, vast roads
or narrow streets - the scooter goes
everywhere and anywhere. Surrendering
into the incredible feel of wind in your
hair and the taste of freedom in the air.*





TOURING FORCE-SC



- Designed for the challenges of urban commuting on all paved road types and in all weather conditions.
- Special tread compound ensures long service life and optimal grip.
- Designed for all types of sports and classic scooters.
- OE fitment Piaggio Beverly 400 2021

| Inch | Code | Tyre size | LI/SS | Type (TL/TT) | Homologation | Measuring rim width | Permitter rim width range | Tyre dimensions E.T.R.T.O. (mm) | | | | Tube type 1 | Tube type 2 |
|-------------------|----------|-----------|-------|--------------|--------------|---------------------|---------------------------|---------------------------------|------------------|-----------------|------------------|-------------|-------------|
| | | | | | | | | Design | | Max. in service | | | |
| | | | | | | | | Section width | Overall diameter | Overall width | Overall diameter | | |
| FRONT | | | | | | | | | | | | | |
| 12 | 70000637 | 110/90-12 | 64P | TL* | ED I | 2.50 | 2.15-3.00 | 109 | 503 | 118 | 517 | 70000863 | 70000864 |
| 13 | 70000638 | 110/90-13 | 56P | TL* | ED I | 2.50 | 2.15-3.00 | 109 | 528 | 120 | 542 | | |
| 13 | 70000643 | 120/70-13 | 53L | TL* | ED I | 3.50 | 2.75-3.75 | 122 | 498 | 134 | 510 | | |
| 13 | 70000644 | 120/70-13 | 53P | TL* | ED I | 3.50 | 2.75-3.75 | 122 | 498 | 134 | 510 | | |
| 15 | 70000648 | 120/70-15 | 56P | TL* | ED I | 3.50 | 2.75-3.75 | 122 | 549 | 134 | 561 | | |
| 15 | 70000649 | 120/70-15 | 56S | TL* | ED I | 3.50 | 2.75-3.75 | 122 | 549 | 134 | 561 | | |
| 16 | 70000650 | 120/70-16 | 57P | TL* | ED I | 3.50 | 2.75-3.75 | 122 | 574 | 134 | 586 | | |
| 16 | 70000651 | 120/70-16 | 57S | TL* | ED I | 3.50 | 2.75-3.75 | 122 | 574 | 134 | 586 | | |
| REAR | | | | | | | | | | | | | |
| 10 | 70000663 | 130/90-10 | 61L | TL* | ED | 3.00 | 2.50-3.50 | 129 | 488 | 139 | 504 | | |
| 13 | 70000664 | 140/60-13 | 57L | TL* | ED I | 3.75 | 3.50-4.50 | 139 | 498 | 153 | 510 | | |
| 13 | 70000674 | 150/70-13 | 64S | TL* | ED I | 4.25 | 3.50-4.50 | 151 | 540 | 166 | 554 | | |
| 14 | 70000636 | 110/80-14 | 59P | TL* | ED I | 2.50 | 2.15-3.00 | 109 | 532 | 120 | 544 | | |
| 14 | 70000675 | 150/70-14 | 66S | TL* | ED I | 4.25 | 3.50-4.50 | 151 | 566 | 166 | 580 | | |
| 15 | 70000662 | 130/80-15 | 63P | TL* | ED I | 3.00 | 2.50-3.50 | 129 | 589 | 142 | 603 | | |
| 16 | 70000653 | 120/80-16 | 60P | TL* | ED I | 2.75 | 2.50-3.00 | 119 | 598 | 131 | 612 | | |
| 16 | 70000661 | 130/70-16 | 61P | TL* | ED I | 3.50 | 3.00-4.00 | 129 | 588 | 142 | 600 | | |
| 16 | 70001098 | 130/70R16 | 61S | TL/TT | ED | 3.50 | 3.00-4.00 | 129 | 588 | 142 | 600 | | |
| 16 | 70000672 | 140/70-16 | 65P | TL* | ED I | 3.75 | 3.50-4.50 | 139 | 602 | 153 | 616 | | |
| 16 | 70000673 | 140/70-16 | 65S | TL* | ED I | 3.75 | 3.50-4.50 | 139 | 602 | 153 | 616 | | |
| FRONT/REAR | | | | | | | | | | | | | |
| 10 | 70000676 | 3.50-10 | 51P | TL* | ED I | 2.50 | 2.15-2.50 | 92 | 437 | 99 | 448 | 70000859 | |
| 10 | 70000682 | 90/90-10 | 50J | TL* | ED | 2.15 | 1.85-2.50 | 90 | 416 | 97 | 428 | 70000859 | |

2023



TOURING FORCE-SC

| Inch | Code | Tyre size | LI/SS | Type (TL/TT) | Homologation | Measuring rim width | Permitter rim width range | Tyre dimensions E.T.R.T.O. (mm) | | | | Tube type 1 | Tube type 2 |
|------|----------|-----------|-------|--------------|--------------|---------------------|---------------------------|---------------------------------|------------------|-----------------|------------------|-------------|-------------|
| | | | | | | | | Design | | Max. in service | | | |
| | | | | | | | | Section width | Overall diameter | Overall width | Overall diameter | | |
| 10 | 70001196 | 90/90-10 | 50M | TL | ED | 2.15 | 1.85-2.50 | 90 | 416 | 97 | 428 | | |
| 10 | 70000626 | 100/80-10 | 53L | TL* | ED | 2.50 | 2.15-2.75 | 101 | 414 | 109 | 426 | 70000859 | |
| 10 | 70000639 | 120/70-10 | 54L | TL* | ED | 3.50 | 2.75-3.75 | 122 | 422 | 132 | 434 | | |
| 10 | 70000654 | 120/90-10 | 66L | TL* | ED | 2.75 | 2.50-3.00 | 119 | 470 | 129 | 486 | 70000865 | |
| 12 | 70000630 | 110/70-12 | 47P | TL* | ED I | 3.00 | 2.50-3.50 | 110 | 459 | 119 | 469 | | |
| 12 | 70000635 | 110/80-12 | 61L | TL* | ED | 2.50 | 2.15-3.00 | 109 | 481 | 118 | 493 | | |
| 12 | 70000640 | 120/70-12 | 51L | TL* | ED I | 3.50 | 2.75-3.75 | 122 | 473 | 132 | 485 | | |
| 12 | 70000641 | 120/70-12 | 51S | TL* | ED I | 3.50 | 2.75-3.75 | 122 | 473 | 132 | 485 | | |
| 12 | 70000658 | 130/70-12 | 56L | TL* | ED I | 3.50 | 3.00-4.00 | 129 | 487 | 139 | 499 | | |
| 13 | 70000632 | 110/70-13 | 48S | TL* | ED I | 3.00 | 2.50-3.50 | 110 | 484 | 121 | 494 | | |
| 13 | 70000655 | 130/60-13 | 53J | TL* | ED I | 3.50 | 3.00-4.00 | 129 | 486 | 142 | 496 | | |
| 14 | 70000679 | 80/90-14 | 40P | TL* | ED I | 1.85 | 1.60-2.15 | 80 | 500 | 88 | 510 | | |
| 14 | 70000683 | 90/90-14 | 46P | TL* | ED I | 2.15 | 1.85-2.50 | 90 | 518 | 99 | 530 | | |
| 14 | 70000645 | 120/70-14 | 55L | TL* | ED I | 3.50 | 2.75-3.75 | 122 | 524 | 134 | 536 | | |
| 14 | 70000646 | 120/70-14 | 55P | TL* | ED I | 3.50 | 2.75-3.75 | 122 | 524 | 134 | 536 | | |
| 14 | 70000647 | 120/70-14 | 55S | TL* | ED I | 3.50 | 2.75-3.75 | 122 | 524 | 134 | 536 | | |
| 14 | 70000652 | 120/80-14 | 58S | TL* | ED I | 2.75 | 2.50-3.00 | 119 | 548 | 131 | 562 | | |
| 16 | 70000627 | 100/80-16 | 50P | TL* | ED I | 2.50 | 2.15-2.75 | 101 | 566 | 111 | 578 | | |
| 16 | 70000633 | 110/70-16 | 52P | TL* | ED I | 3.00 | 2.50-3.50 | 110 | 560 | 121 | 570 | | |
| 16 | 70000634 | 110/70-16 | 52S | TL* | ED I | 3.00 | 2.50-3.50 | 110 | 560 | 121 | 570 | | |

2023

REINFORCED

| REAR | | | | | | | | | | | | | |
|------------|----------|-----------|-----|-----|------|------|-----------|-----|-----|-----|-----|----------|----------|
| 10 | 70000657 | 130/70-10 | 59P | TL* | ED | 3.50 | 3.00-4.00 | 129 | 436 | 139 | 448 | | |
| 12 | 70000668 | 140/70-12 | 65P | TL* | ED | 4.00 | 3.50-4.50 | 141 | 501 | 152 | 515 | | |
| 13 | 70000660 | 130/70-13 | 63P | TL* | ED | 3.50 | 3.00-4.00 | 129 | 512 | 142 | 524 | | |
| 13 | 70000665 | 140/60-13 | 63P | TL* | ED | 3.75 | 3.50-4.50 | 139 | 498 | 153 | 510 | | |
| 14 | 70000666 | 140/60-14 | 64P | TL* | ED | 3.75 | 3.50-4.50 | 139 | 524 | 153 | 536 | | |
| 14 | 70000667 | 140/60-14 | 64S | TL* | ED | 3.75 | 3.50-4.50 | 139 | 524 | 153 | 536 | | |
| 14 | 70000669 | 140/70-14 | 68P | TL* | ED | 3.75 | 3.50-4.50 | 139 | 552 | 153 | 566 | | |
| 14 | 70000670 | 140/70-14 | 68S | TL* | ED | 3.75 | 3.50-4.50 | 139 | 552 | 153 | 566 | | |
| 15 | 70000671 | 140/70-15 | 69P | TL* | ED | 3.75 | 3.50-4.50 | 139 | 577 | 142 | 591 | | |
| FRONT/REAR | | | | | | | | | | | | | |
| 10 | 70000628 | 100/90-10 | 61J | TL* | ED | 2.50 | 2.15-2.75 | 101 | 434 | 109 | 444 | 70000865 | |
| 10 | 70001195 | 100/90-10 | 61M | TL | ED | 2.50 | 2.15-2.75 | 101 | 434 | 109 | 444 | | |
| 12 | 70000631 | 110/70-12 | 56M | TL* | ED | 3.00 | 2.50-3.50 | 110 | 459 | 119 | 469 | | |
| 12 | 70000642 | 120/70-12 | 58P | TL* | ED | 3.50 | 2.75-3.75 | 122 | 473 | 132 | 485 | | |
| 12 | 70000659 | 130/70-12 | 64P | TL* | ED | 3.50 | 3.00-4.00 | 129 | 487 | 139 | 499 | | |
| 13 | 70000656 | 130/60-13 | 60P | TL* | ED | 3.50 | 3.00-4.00 | 129 | 486 | 142 | 496 | | |
| 14 | 70000677 | 80/80-14 | 53L | TL* | ED | 1.85 | 1.60-2.15 | 80 | 484 | 88 | 492 | | |
| 14 | 70000625 | 100/70-14 | 53L | TL* | ED I | 2.50 | 2.50-3.00 | 100 | 498 | 110 | 507 | | |
| 14 | 70000629 | 100/90-14 | 57P | TL* | ED I | 2.50 | 2.15-2.75 | 101 | 536 | 111 | 548 | | |
| 16 | 70000678 | 80/80-16 | 45P | TL* | ED I | 1.85 | 1.60-2.15 | 80 | 534 | 88 | 542 | 70000843 | 70000842 |
| 16 | 70000680 | 80/90-16 | 48P | TL* | ED I | 1.85 | 1.60-2.15 | 80 | 550 | 88 | 560 | 70000842 | |
| 16 | 70000681 | 90/80-16 | 51P | TL* | ED I | 2.15 | 1.85-2.50 | 90 | 550 | 99 | 560 | 70000843 | 70000842 |

2023



SCOOTER

MG-20 MONSUM



- Designed for the challenges of urban commuting on all paved and un-paved road types and even in the most extreme weather conditions.
- Special M+S tread design and compound ensure long service life and optimal grip and also available is special versions for racing.
- Designed for all types of sports and classic scooters.

| Inch | Code | Tyre size | LI/SS | Type (TL/TT) | Homologation | Measuring rim width | Permitter rim width range | Tyre dimensions E.T.R.T.O. (mm) | | | | Tube type 1 |
|------------|----------|-----------|-------|--------------|--------------|---------------------|---------------------------|---------------------------------|------------------|-----------------|------------------|-------------|
| | | | | | | | | Design | | Max. in service | | |
| | | | | | | | | Section width | Overall diameter | Overall width | Overall diameter | |
| FRONT/REAR | | | | | | | | | | | | |
| 10 | 70000701 | 3.50-10 | 51P | TL* | ED I | 2.50 | 2.15-2.50 | 92 | 437 | 99 | 448 | 70000859 |
| 10 | 70000691 | 120/70-10 | 54L | TL* | ED I | 3.50 | 2.75-3.75 | 122 | 422 | 132 | 434 | |
| 10 | 70000697 | 120/90-10 | 57L | TL* | ED | 2.75 | 2.50-3.00 | 119 | 470 | 129 | 486 | 70000865 |
| 11 | 70000689 | 110/70-11 | 45L | TL* | ED I | 3.00 | 2.50-3.50 | 110 | 433 | 121 | 442 | |
| 11 | 70000693 | 120/70-11 | 56L | TL* | ED I | 3.50 | 2.75-3.75 | 122 | 447 | 132 | 459 | |
| 12 | 70000695 | 120/70-12 | 58P | TL* | ED | 3.50 | 2.75-3.75 | 122 | 473 | 132 | 485 | |
| 12 | 70000698 | 130/70-12 | 62P | TL* | ED | 3.50 | 3.00-4.00 | 129 | 487 | 139 | 499 | |
| 12 | 70000703 | 90/90-12 | 54J | TL* | ED | 2.15 | 1.85-2.50 | 90 | 467 | 97 | 479 | 70000846 |

WHITE WALL

| | | | | | | | | | | | | |
|------------|----------|-----------|-----|-----|------|------|-----------|-----|-----|-----|-----|----------|
| FRONT/REAR | | | | | | | | | | | | |
| 10 | 70000702 | 3.50-10 | 51P | TL* | ED | 2.50 | 2.15-2.50 | 92 | 437 | 99 | 448 | 70000859 |
| 10 | 70000692 | 120/70-10 | 54L | TL* | ED I | 3.50 | 2.75-3.75 | 122 | 422 | 132 | 434 | |
| 11 | 70000690 | 110/70-11 | 45L | TL* | ED I | 3.00 | 2.50-3.50 | 110 | 433 | 121 | 442 | |
| 11 | 70000694 | 120/70-11 | 56L | TL* | ED I | 3.50 | 2.75-3.75 | 122 | 447 | 132 | 459 | |
| 12 | 70000696 | 120/70-12 | 58P | TL* | ED | 3.50 | 2.75-3.75 | 122 | 473 | 132 | 485 | |
| 12 | 70000699 | 130/70-12 | 62P | TL* | ED | 3.50 | 3.00-4.00 | 129 | 487 | 139 | 499 | |



MC-18



- Designed for daily commuting for all paved road types in all weather conditions.
- Special durable compound enables outstanding grip even at higher lean angles.
- Designed for all types of scooters.

| Inch | Code | Tyre size | LI/SS | Type (TL/TT) | Homologation | Measuring rim width | Permitter rim width range | Tyre dimensions E.T.R.T.O. (mm) | | | | Tube type 1 |
|------|------|-----------|-------|--------------|--------------|---------------------|---------------------------|---------------------------------|------------------|-----------------|------------------|-------------|
| | | | | | | | | Design | | Max. in service | | |
| | | | | | | | | Section width | Overall diameter | Overall width | Overall diameter | |

WHITE WALL

| FRONT/REAR | | | | | | | | | | | | | |
|------------|----------|---------|-----|-----|----|------|-----------|----|-----|----|-----|----------|--|
| 10 | 70000587 | 3.50-10 | 51P | TL* | ED | 2.50 | 2.15-2.50 | 92 | 437 | 99 | 448 | 70000859 | |





MC-17



- Designed for commuting on all paved and un-paved road types in all weather conditions.
- Special durable compound delivers traction, stability, and comfort even at high speeds.
- Designed for all types of scooters.

| Inch | Code | Tyre size | LI/SS | Type (TL/TT) | Homologation | Measuring rim width | Permitter rim width range | Tyre dimensions E.T.R.T.O. (mm) | | | | Tube type 1 |
|------------|----------|-----------|-------|--------------|--------------|---------------------|---------------------------|---------------------------------|------------------|-----------------|------------------|-------------|
| | | | | | | | | Design | | Max. in service | | |
| | | | | | | | | Section width | Overall diameter | Overall width | Overall diameter | |
| FRONT/REAR | | | | | | | | | | | | |
| 10 | 70000684 | 120/90-10 | 56J | TL* | ED | 2.75 | 2.50-3.00 | 119 | 470 | 129 | 486 | 70000865 |
| 10 | 70000685 | 130/90-10 | 61J | TL* | ED | 3.00 | 2.50-3.50 | 129 | 488 | 139 | 504 | |
| 10 | 70000686 | 150/80-10 | 65 L | TL* | ED | 3.50 | 3.00-4.25 | 150 | 494 | 165 | 510 | |

MC-19



- Designed for commuting on all paved and un-paved road types in all weather conditions.
- Special durable compound delivers traction, stability, and comfort even at high speeds.
- Designed for all types of scooters.

| Inch | Code | Tyre size | LI/SS | Type (TL/TT) | Homologation | Measuring rim width | Permitter rim width range | Tyre dimensions E.T.R.T.O. (mm) | | | |
|------------|----------|-----------|-------|--------------|--------------|---------------------|---------------------------|---------------------------------|------------------|-----------------|------------------|
| | | | | | | | | Design | | Max. in service | |
| | | | | | | | | Section width | Overall diameter | Overall width | Overall diameter |
| FRONT/REAR | | | | | | | | | | | |
| 12 | 70000687 | 120/80-12 | 55J | TL* | ED | 2.75 | 2.50-3.00 | 119 | 497 | 129 | 511 |
| 12 | 70000688 | 130/80-12 | 60J | TL* | ED | 3.00 | 2.50-3.50 | 129 | 513 | 139 | 527 |



MG-32 WIN SCOOT



- Designed for the challenges of commuting on both on-road and off-road, even in the most extreme weather conditions.
- Aggressive M+S tread design, sipes and high-performance winter compound ensure greater traction and optimal grip at low temperature on snow.
- Designed for all types of scooters. Suitable for winter stud installation.

| Inch | Code | Tyre size | LI/SS | Type (TL/TT) | Homologation | Measuring rim width | Permitter rim width range | Tyre dimensions E.T.R.T.O. (mm) | | | | Tube type 1 |
|------------|----------|-----------|-------|--------------|--------------|---------------------|---------------------------|---------------------------------|------------------|-----------------|------------------|-------------|
| | | | | | | | | Design | | Max. in service | | |
| | | | | | | | | Section width | Overall diameter | Overall width | Overall diameter | |
| FRONT/REAR | | | | | | | | | | | | |
| 10 | 70000715 | 3.50-10 | 51P | TL* | ED | 2.50 | 2.15-2.50 | 92 | 437 | 99 | 448 | 70000859 |
| 10 | 70000706 | 100/80-10 | 53P | TL* | ED | 2.50 | 2.15-2.75 | 101 | 414 | 109 | 426 | |
| 10 | 70000709 | 120/70-10 | 54P | TL/TT | ED | 3.50 | 2.75-3.75 | 122 | 422 | 132 | 434 | |
| 12 | 70000710 | 120/70-12 | 58P | TL* | ED | 3.50 | 2.75-3.75 | 122 | 473 | 132 | 485 | |
| 12 | 70000714 | 130/70-12 | 62P | TL* | ED | 3.50 | 3.00-4.00 | 129 | 487 | 139 | 499 | |
| 13 | 70000713 | 130/60-13 | 60P | TL* | ED | 3.50 | 3.00-4.00 | 129 | 486 | 142 | 496 | |
| 14 | 70000716 | 80/80-14 | 53L | TL/TT | ED | 1.85 | 1.60-2.15 | 80 | 484 | 88 | 492 | |
| 14 | 70000708 | 110/80-14 | 59P | TL/TT | ED | 2.50 | 2.15-3.00 | 109 | 532 | 120 | 544 | |
| 16 | 70000717 | 90/80-16 | 52P | TL/TT | ED | 2.15 | 1.85-2.50 | 90 | 550 | 99 | 560 | 70000842 |



MC-35 S-RACER 2.0



- Designed to race, yet ready to be used on public roads.
- High performance rubber compound ensures excellent grip in cornering and acceleration. Available in Standard, Medium, Soft and Super Soft compound versions.
- Designed for all types of racing and sports scooters.

| Inch | Code | Tyre size | LI/SS | Type (TL/TT) | Homologation | Measuring rim width | Permitter rim width range | Tyre dimensions E.T.R.T.O. (mm) | | | | Tube type 1 |
|-------------------|----------|-----------|-------|--------------|--------------|---------------------|---------------------------|---------------------------------|------------------|-----------------|------------------|-------------|
| | | | | | | | | Design | | Max. in service | | |
| | | | | | | | | Section width | Overall diameter | Overall width | Overall diameter | |
| FRONT/REAR | | | | | | | | | | | | |
| 10 | 70000758 | 3.50-10 | 51P | TL* | E D C | 2.50 | 2.15-2.50 | 92 | 437 | 99 | 448 | 70000859 |
| 10 | 70001165 | 100/90-10 | 56P | TL* | ED | 2.50 | 2.15-2.75 | 101 | 434 | 109 | 444 | |
| 12 | 70000750 | 100/90-12 | 49P | TL* | E D C | 2.50 | 2.15-2.75 | 101 | 485 | 109 | 497 | 70000861 |
| 12 | 70000754 | 120/80-12 | 55P | TL* | E D C | 2.75 | 2.50-3.00 | 119 | 497 | 129 | 511 | |

SOFT

| | | | | | | | | | | | | |
|-------------------|----------|-----------|-----|-----|----|------|-----------|-----|-----|-----|-----|----------|
| FRONT/REAR | | | | | | | | | | | | |
| 10 | 70000756 | 3.50-10 | 51P | TL* | ED | 2.50 | 2.15-2.50 | 92 | 437 | 99 | 448 | 70000859 |
| 12 | 70000748 | 100/90-12 | 49P | TL* | ED | 2.50 | 2.15-2.75 | 101 | 485 | 109 | 497 | 70000861 |
| 12 | 70000752 | 120/80-12 | 55P | TL* | ED | 2.75 | 2.50-3.00 | 119 | 497 | 129 | 511 | |

MEDIUM

| | | | | | | | | | | | | |
|-------------------|----------|-----------|-----|-----|----|------|-----------|-----|-----|-----|-----|----------|
| FRONT/REAR | | | | | | | | | | | | |
| 10 | 70000755 | 3.50-10 | 51P | TL* | ED | 2.50 | 2.15-2.50 | 92 | 437 | 99 | 448 | 70000859 |
| 10 | 70000746 | 100/90-10 | 56P | TL* | ED | 2.50 | 2.15-2.75 | 101 | 434 | 109 | 446 | 70000865 |
| 12 | 70000747 | 100/90-12 | 49P | TL* | ED | 2.75 | 2.15-2.75 | 119 | 497 | 129 | 511 | 70000861 |
| 12 | 70000751 | 120/80-12 | 55P | TL* | ED | 2.75 | 2.50-3.00 | 119 | 497 | 129 | 511 | |

SUPER SOFT

| | | | | | | | | | | | | |
|-------------------|----------|-----------|-----|-----|----|------|-----------|-----|-----|-----|-----|----------|
| FRONT/REAR | | | | | | | | | | | | |
| 10 | 70000757 | 3.50-10 | 51P | TL* | ED | 2.50 | 2.15-2.50 | 92 | 437 | 99 | 448 | 70000859 |
| 12 | 70000749 | 100/90-12 | 49P | TL* | ED | 2.50 | 2.15-2.75 | 101 | 485 | 109 | 497 | 70000861 |
| 12 | 70000753 | 120/80-12 | 55P | TL* | ED | 2.75 | 2.50-3.00 | 119 | 497 | 129 | 511 | |



MC-34



- Designed for street racing perfect sport option on paved roads.
- High performance rubber compound ensures excellent grip in cornering and acceleration. Available in Standard and Super Soft compound versions.
- Designed for all types of racing and sports scooters.

| Inch | Code | Tyre size | LI/SS | Type (TL/TT) | Homologation | Measuring rim width | Permitter rim width range | Tyre dimensions E.T.R.T.O. (mm) | | | | Tube type 1 |
|------------|----------|-----------|-------|--------------|--------------|---------------------|---------------------------|---------------------------------|------------------|-----------------|------------------|-------------|
| | | | | | | | | Design | | Max. in service | | |
| | | | | | | | | Section width | Overall diameter | Overall width | Overall diameter | |
| FRONT/REAR | | | | | | | | | | | | |
| 10 | 70000745 | 90/90-10 | 50P | TL* | ED | 2.15 | 1.85-2.50 | 90 | 416 | 97 | 428 | 70000859 |
| 10 | 70000738 | 100/90-10 | 56P | TL* | ED | 2.50 | 2.15-2.75 | 101 | 434 | 109 | 446 | 70000865 |
| 12 | 70000739 | 110/70-12 | 53P | TL* | EDC | 3.00 | 2.50-3.50 | 110 | 459 | 119 | 469 | |
| 12 | 70000741 | 120/70-12 | 51P | TL* | EDC | 3.50 | 2.75-3.75 | 122 | 473 | 132 | 485 | |
| 12 | 70000743 | 130/70-12 | 62P | TL* | EDC | 3.50 | 3.00-4.00 | 129 | 487 | 139 | 499 | |

SUPER SOFT

| FRONT/REAR | | | | | | | | | | | | |
|------------|----------|-----------|-----|-----|----|------|-----------|-----|-----|-----|-----|----------|
| 10 | 70000744 | 90/90-10 | 50P | TL* | ED | 2.15 | 1.85-2.50 | 90 | 416 | 97 | 428 | 70000859 |
| 10 | 70000737 | 100/90-10 | 56P | TL* | ED | 2.50 | 2.15-2.75 | 101 | 434 | 109 | 446 | |
| 12 | 70000740 | 120/70-12 | 51P | TL* | ED | 3.50 | 2.75-3.75 | 122 | 473 | 132 | 485 | |
| 12 | 70000742 | 130/70-12 | 62P | TL* | ED | 3.50 | 3.00-4.00 | 129 | 487 | 139 | 499 | |

MG-20 MONSUM



- Special version of the range developed for wet track racing.
- High performance soft rubber compound ensures outstanding grip and excellent stability at high speeds on wet surfaces.
- Designed for racing scooters.

| Inch | Code | Tyre size | LI/SS | Type (TL/TR) | Homologation | Stripe colour | Measuring rim width | Permitter rim width range | Tyre dimensions E.T.R.T.O. (mm) | | | | Tube type 1 |
|------|------|-----------|-------|--------------|--------------|---------------|---------------------|---------------------------|---------------------------------|------------------|-----------------|------------------|-------------|
| | | | | | | | | | Design | | Max. in service | | |
| | | | | | | | | | Section width | Overall diameter | Overall width | Overall diameter | |

RACING RAIN

| FRONT/REAR | | | | | | | | | | | | | |
|------------|----------|-----------|-----|-----|-----|--|------|-----------|-----|-----|-----|-----|----------|
| 10 | 70000761 | 3.50-10 | 51P | TL* | NHS | | 2.50 | 2.15-2.50 | 92 | 437 | 99 | 448 | 70000859 |
| 12 | 70000759 | 100/90-12 | 49P | TL* | NHS | | 2.50 | 2.15-2.75 | 101 | 485 | 109 | 497 | 70000861 |
| 12 | 70000760 | 120/80-12 | 55P | TL* | NHS | | 2.75 | 2.50-3.00 | 119 | 497 | 129 | 511 | |





B-13



- Designed for daily commuting for all paved road types in all weather conditions*.
- Special compound delivers traction, stability and comfort.
- Designed for classic scooters.

*Not recommended on ice and/or snow.

| Inch | Code | Tyre size | LI/SS | Type (TL/TT) | Homologation | Measuring rim width | Permitter rim width range | Tyre dimensions E.T.R.T.O. (mm) | | | | Tube type 1 |
|------------|----------|-----------|-------|--------------|--------------|---------------------|---------------------------|---------------------------------|------------------|-----------------|------------------|-------------|
| | | | | | | | | Design | | Max. in service | | |
| | | | | | | | | Section width | Overall diameter | Overall width | Overall diameter | |
| FRONT/REAR | | | | | | | | | | | | |
| 8 | 70000720 | 3.50-8 | 46J | TT | ED | 2.50 | 2.15-2.50 | 92 | 386 | 99 | 397 | 70000862 |
| 8 | 70000724 | 4.00-8C | 71J | TT | ED | 3.00 | 2.50-3.00 | 108 | 415 | 117 | 427 | 70000862 |
| 8 | 70000723 | 4.00-8C | 66N | TL/TT | ED | 3.00 | 2.50-3.00 | 108 | 415 | 117 | 427 | 70000862 |

WHITE WALL

| | | | | | | | | | | | | |
|------------|----------|---------|-----|----|----|------|-----------|-----|-----|-----|-----|----------|
| FRONT/REAR | | | | | | | | | | | | |
| 8 | 70000721 | 3.50-8 | 46J | TT | ED | 2.50 | 2.15-2.50 | 92 | 386 | 99 | 397 | 70000862 |
| 8 | 70000722 | 4.00-8C | 66J | TT | ED | 3.00 | 2.50-3.00 | 108 | 415 | 117 | 427 | 70000862 |



B-14



- Designed for daily commuting for all paved road types in all weather conditions*.
- Special compound delivers traction, stability and comfort.
- Designed for classic scooters.

*Not recommended on ice and/or snow.

| Inch | Code | Tyre size | LI/SS | Type (TL/TT) | Homologation | Measuring rim width | Permitter rim width range | Tyre dimensions E.T.R.T.O. (mm) | | | | Tube type 1 |
|-------------------|----------|-----------|-------|--------------|--------------|---------------------|---------------------------|---------------------------------|------------------|-----------------|------------------|-------------|
| | | | | | | | | Design | | Max. in service | | |
| | | | | | | | | Section width | Overall diameter | Overall width | Overall diameter | |
| FRONT/REAR | | | | | | | | | | | | |
| 10 | 70000726 | 3.50-10 | 59J | TT | ED | 2.50 | 2.15-2.50 | 92 | 437 | 99 | 448 | 70000859 |
| 10 | 70000727 | 4.00-10C | 69J | TT | ED | 3.00 | 2.50-3.00 | 114 | 465 | 120 | 480 | 70000865 |
| 10 | 70000728 | 4.00-10C | 74J | TT | ED | 3.00 | 2.50-3.00 | 114 | 465 | 120 | 480 | 70000865 |

WHITE WALL

| | | | | | | | | | | | | |
|-------------------|----------|---------|-----|----|----|------|-----------|----|-----|----|-----|----------|
| FRONT/REAR | | | | | | | | | | | | |
| 10 | 70000725 | 3.50-10 | 51J | TT | ED | 2.50 | 2.15-2.50 | 92 | 437 | 99 | 448 | 70000859 |

S-03



- Designed for daily commuting for all paved road types in all weather conditions*.
- Special compound delivers traction, stability and comfort.
- Designed for classic scooters.

*Not recommended on ice and/or snow.

| Inch | Code | Tyre size | LI/SS | Type (TL/TT) | Homologation | Measuring rim width | Permitter rim width range | Tyre dimensions E.T.R.T.O. (mm) | | | | Tube type 1 |
|-------------------|----------|-----------|-------|--------------|--------------|---------------------|---------------------------|---------------------------------|------------------|-----------------|------------------|-------------|
| | | | | | | | | Design | | Max. in service | | |
| | | | | | | | | Section width | Overall diameter | Overall width | Overall diameter | |
| FRONT/REAR | | | | | | | | | | | | |
| 8 | 70000732 | 4.00-8 | 63J | TT | ED | 2.50 | 2.50-3.00 | 105 | 415 | 113 | 429 | 70000862 |



S-04



- Designed for high speed and high load applications for all paved road types in all weather conditions*.
- Special chevron tread pattern and flat profile for stability and load distribution.
- Designed for classic scooters and trailers.

*Not recommended on ice and/or snow.

| Inch | Code | Tyre size | LI/SS | Type (TL/TT) | Homologation | Measuring rim width | Permitter rim width range | Tyre dimensions E.T.R.T.O. (mm) | | | | Tube type 1 |
|------------|----------|-----------|-------|--------------|--------------|---------------------|---------------------------|---------------------------------|------------------|-----------------|------------------|-------------|
| | | | | | | | | Design | | Max. in service | | |
| | | | | | | | | Section width | Overall diameter | Overall width | Overall diameter | |
| FRONT/REAR | | | | | | | | | | | | |
| 8 | 70000733 | 4.00-8C | 66L | TT | ED | 2.50 | 2.50-3.00 | 108 | 415 | 113 | 429 | 70000862 |

S-05



- Designed for daily commuting for all paved road types in all weather conditions*.
- Special compound delivers traction, stability and comfort.
- Designed for classic scooters.

*Not recommended on ice and/or snow.

| Inch | Code | Tyre size | LI/SS | Type (TL/TT) | Homologation | Measuring rim width | Permitter rim width range | Tyre dimensions E.T.R.T.O. (mm) | | | | Tube type 1 |
|------------|----------|-----------|-------|--------------|--------------|---------------------|---------------------------|---------------------------------|------------------|-----------------|------------------|-------------|
| | | | | | | | | Design | | Max. in service | | |
| | | | | | | | | Section width | Overall diameter | Overall width | Overall diameter | |
| FRONT/REAR | | | | | | | | | | | | |
| 12 | 70000730 | 3.25-12 | 55J | TT | ED | 2.10 | 1.60-2.15 | 88 | 475 | 95 | 487 | 70000861 |
| 12 | 70000731 | 3.50-12 | 64J | TT | ED | 2.50 | 2.15-2.50 | 92 | 488 | 99 | 501 | 70000861 |

MC-6



- Designed for daily commuting for all paved road types in all weather conditions*.
- Special compound delivers traction, stability and comfort.
- Designed for classic scooters.

*Not recommended on ice and/or snow.

| Inch | Code | Tyre size | LI/SS | Type (TL/TT) | Homologation | Measuring rim width | Permitter rim width range | Tyre dimensions E.T.R.T.O. (mm) | | | | Tube type 1 |
|------------|----------|-----------|-------|--------------|--------------|---------------------|---------------------------|---------------------------------|------------------|-----------------|------------------|-------------|
| | | | | | | | | Design | | Max. in service | | |
| | | | | | | | | Section width | Overall diameter | Overall width | Overall diameter | |
| FRONT/REAR | | | | | | | | | | | | |
| 12 | 70000729 | 3.00-12 | 47J | TT | ED | 2.10 | 1.85-2.50 | 80 | 464 | 86 | 473 | 70000861 |

MC-12



- Designed for daily commuting and suitable even for more challenging paved road conditions.
- Special compound delivers great performance, traction and comfort.
- Designed for classic scooters.

| Inch | Code | Tyre size | LI/SS | Type (TL/TT) | Homologation | Measuring rim width | Permitter rim width range | Tyre dimensions E.T.R.T.O. (mm) | | | | Tube type 1 |
|------------|----------|-----------|-------|--------------|--------------|---------------------|---------------------------|---------------------------------|------------------|-----------------|------------------|-------------|
| | | | | | | | | Design | | Max. in service | | |
| | | | | | | | | Section width | Overall diameter | Overall width | Overall diameter | |
| FRONT/REAR | | | | | | | | | | | | |
| 10 | 70000718 | 3.00-10 | 42J | TL/TT | ED | 2.15 | 1.85-2.50 | 80 | 413 | 86 | 422 | 70000859 |

WHITE WALL

| | | | | | | | | | | | | |
|------------|----------|---------|-----|-------|----|------|-----------|----|-----|----|-----|----------|
| FRONT/REAR | | | | | | | | | | | | |
| 10 | 70000719 | 3.00-10 | 42J | TL/TT | ED | 2.15 | 1.85-2.50 | 80 | 413 | 86 | 422 | 70000859 |



MG-22 ELEGANCE



- Designed for daily commuting for all paved road types in all weather conditions*.
- Special compound delivers great traction, stability and comfort.
- Designed for classic scooters.

*Not recommended on ice and/or snow.

| Inch | Code | Tyre size | LI/SS | Type (TL/TR) | Homologation | Measuring rim width | Permitter rim width range | Tyre dimensions E.T.R.T.O. (mm) | | | |
|------------|----------|-----------|-------|--------------|--------------|---------------------|---------------------------|---------------------------------|------------------|-----------------|------------------|
| | | | | | | | | Design | | Max. in service | |
| | | | | | | | | Section width | Overall diameter | Overall width | Overall diameter |
| FRONT/REAR | | | | | | | | | | | |
| 10 | 70000735 | 120/70-10 | 54L | TL* | E D I | 3.50 | 2.75-3.75 | 122 | 422 | 132 | 434 |

WHITE WALL

| | | | | | | | | | | | |
|------------|----------|-----------|-----|-----|-----|------|-----------|-----|-----|-----|-----|
| FRONT/REAR | | | | | | | | | | | |
| 10 | 70000736 | 120/70-10 | 54L | TL* | E D | 3.50 | 2.75-3.75 | 122 | 422 | 132 | 434 |





B-8



- Designed for urban daily commuting on all paved roads in all weather conditions.*
- Special compound ensures great traction, stability and extreme durability.
- Designed for mopeds and motorcycles of low and medium engine capacity.

*Not recommended on ice and/or snow.

| Inch | Code | Tyre size | LI/SS | Type (TL/TT) | Homologation | Measuring rim width | Permitter rim width range | Tyre dimensions E.T.R.T.O. (mm) | | | | Tube type 1 |
|------------|----------|--------------------|-------|--------------|--------------|---------------------|---------------------------|---------------------------------|------------------|-----------------|------------------|-------------|
| | | | | | | | | Design | | Max. in service | | |
| | | | | | | | | Section width | Overall diameter | Overall width | Overall diameter | |
| FRONT/REAR | | | | | | | | | | | | |
| 16 | 70000795 | 2 1/4-16 (2.25-16) | 38J | TT | E D | 1.50 | 1.20-1.60 | 62 | 532 | 66 | 540 | 70000837 |
| 16 | 70000794 | 2 1/2-16 (2.50-16) | 42J | TT | E D | 1.60 | 1.35-1.60 | 68 | 548 | 72 | 558 | 70000833 |

WHITE WALL

| | | | | | | | | | | | | |
|------------|----------|--------------------|-----|----|-----|------|-----------|----|-----|----|-----|----------|
| FRONT/REAR | | | | | | | | | | | | |
| 16 | 70000796 | 2 1/4-16 (2.25-16) | 38J | TT | E D | 1.50 | 1.20-1.60 | 62 | 532 | 66 | 540 | 70000837 |

B-7



- Designed for urban daily commuting on all paved roads in all weather conditions.*
- Special compound ensures great traction, stability and extreme durability.
- Designed for mopeds and motorcycles of low and medium engine capacity.

*Not recommended on ice and/or snow.

| Inch | Code | Tyre size | LI/SS | Type (TL/TT) | Homologation | Measuring rim width | Permitter rim width range | Tyre dimensions E.T.R.T.O. (mm) | | | | Tube type 1 |
|------------|----------|--------------------|-------|--------------|--------------|---------------------|---------------------------|---------------------------------|------------------|-----------------|------------------|-------------|
| | | | | | | | | Design | | Max. in service | | |
| | | | | | | | | Section width | Overall diameter | Overall width | Overall diameter | |
| FRONT/REAR | | | | | | | | | | | | |
| 17 | 70000793 | 2 3/4-17 (2.75-17) | 47J | TL/TT | E D | 1.85 | 1.40-1.85 | 75 | 584 | 80 | 594 | 70000834 |

WHITE WALL

| | | | | | | | | | | | | |
|------------|----------|--------------------|-----|-------|-----|------|-----------|----|-----|----|-----|----------|
| FRONT/REAR | | | | | | | | | | | | |
| 17 | 70000792 | 2 3/4-17 (2.75-17) | 47J | TL/TT | E D | 1.85 | 1.40-1.85 | 75 | 584 | 80 | 594 | 70000834 |



B-4



- Designed for urban daily commuting on all paved roads in all weather conditions.*
- Special compound ensures great traction, stability and extreme durability.
- Designed for mopeds and motorcycles of low and medium engine capacity.

*Not recommended on ice and/or snow.

| Inch | Code | Tyre size | LI/SS | Type (TL/TT) | Homologation | Measuring rim width | Permitter rim width range | Tyre dimensions E.T.R.T.O. (mm) | | | | Tube type 1 |
|------------|----------|--------------------|-------|--------------|--------------|---------------------|---------------------------|---------------------------------|------------------|-----------------|------------------|-------------|
| | | | | | | | | Design | | Max. in service | | |
| | | | | | | | | Section width | Overall diameter | Overall width | Overall diameter | |
| FRONT/REAR | | | | | | | | | | | | |
| 17 | 70000788 | 2 1/4-17 (2.25-17) | 39J | TT | E D | 1.50 | 1.20-1.60 | 62 | 558 | 66 | 566 | 70000840 |
| 17 | 70000787 | 2 1/2-17 (2.50-17) | 43J | TT | E D | 1.60 | 1.35-1.60 | 68 | 574 | 72 | 584 | 70000834 |
| 18 | 70000790 | 2 1/4-18 (2.25-18) | 42J | TT | E D | 1.50 | 1.20-1.60 | 62 | 583 | 66 | 591 | 70000836 |

WHITE WALL

| FRONT/REAR | | | | | | | | | | | | |
|------------|----------|--------------------|-----|----|-----|------|-----------|----|-----|----|-----|----------|
| 17 | 70000789 | 2 1/4-17 (2.25-17) | 39J | TT | E D | 1.50 | 1.20-1.60 | 62 | 558 | 66 | 566 | 70000840 |
| 18 | 70000791 | 2 1/4-18 (2.25-18) | 42J | TT | E D | 1.50 | 1.20-1.60 | 62 | 583 | 66 | 591 | 70000836 |

B-3



- Designed for urban daily commuting on all paved roads in all weather conditions.*
- Special compound ensures great traction, stability and extreme durability.
- Designed for mopeds and motorcycles of low and medium engine capacity.

*Not recommended on ice and/or snow.

| Inch | Code | Tyre size | LI/SS | Type (TL/TT) | Homologation | Measuring rim width | Permitter rim width range | Tyre dimensions E.T.R.T.O. (mm) | | | | Tube type 1 |
|------------|----------|--------------------|-------|--------------|--------------|---------------------|---------------------------|---------------------------------|------------------|-----------------|------------------|-------------|
| | | | | | | | | Design | | Max. in service | | |
| | | | | | | | | Section width | Overall diameter | Overall width | Overall diameter | |
| FRONT/REAR | | | | | | | | | | | | |
| 18 | 70000786 | 2 1/2-18 (2.50-18) | 43J | TT | E D | 1.60 | 1.35-1.60 | 68 | 599 | 72 | 609 | 70000836 |



MOPED



MC-11



●●●●○



●●●●○



●●●●○



●●●●○



●●●●○



- Designed for sporty riding and urban daily commuting ready to tackle any weather conditions.*
- Special rubber compound delivers a reliable grip and stability, confident handling and great durability.
- Designed for mopeds.

*Not recommended on ice and/or snow.

| Inch | Code | Tyre size | LI/SS | Type (TL/TT) | Homologation | Measuring rim width | Permitter rim width range | Tyre dimensions E.T.R.T.O. (mm) | | | | Tube type 1 |
|------------|----------|--------------------|-------|--------------|--------------|---------------------|---------------------------|---------------------------------|------------------|-----------------|------------------|-------------|
| | | | | | | | | Design | | Max. in service | | |
| | | | | | | | | Section width | Overall diameter | Overall width | Overall diameter | |
| FRONT/REAR | | | | | | | | | | | | |
| 17 | 70000778 | 2-17 (2.00-17) | 31J | TT | E D | 1.35 | 1.20-1.35 | 55 | 544 | 58 | 552 | 70000838 |
| 17 | 70000775 | 2 1/4-17 (2.25-17) | 39J | TT | E D | 1.50 | 1.20-1.60 | 62 | 558 | 66 | 566 | 70000840 |
| 17 | 70000772 | 2 1/2-17 (2.50-17) | 43J | TL/TT | E D | 1.60 | 1.35-1.60 | 68 | 574 | 72 | 584 | 70000834 |
| 17 | 70000776 | 2 3/4-17 (2.75-17) | 47J | TL/TT | E D | 1.85 | 1.40-1.85 | 75 | 584 | 80 | 594 | 70000834 |
| 18 | 70000779 | 2.50-18 | 45P | TT | E D | 1.50 | 1.35-1.60 | 64 | 593 | 74 | 605 | 70000836 |

WHITE WALL

| | | | | | | | | | | | | |
|------------|----------|--------------------|-----|-------|-----|------|-----------|----|-----|----|-----|----------|
| FRONT/REAR | | | | | | | | | | | | |
| 17 | 70000774 | 2 1/4-17 (2.25-17) | 39J | TT | E D | 1.50 | 1.20-1.60 | 62 | 558 | 66 | 566 | 70000840 |
| 17 | 70000773 | 2 1/2-17 (2.50-17) | 43J | TL/TT | E D | 1.60 | 1.35-1.60 | 68 | 574 | 72 | 584 | 70000834 |
| 17 | 70000777 | 2 3/4-17 (2.75-17) | 47J | TL/TT | E D | 1.85 | 1.40-1.85 | 75 | 584 | 80 | 594 | 70000834 |





MC-2



●●●●○



●●●●○



●●●●○



●●●●○



●●●●○



- Designed for sporty riding and urban daily commuting ready to tackle any weather conditions.*
- Special rubber compound delivers a reliable grip and stability, confident handling and great durability.
- Designed for mopeds.

*Not recommended on ice and/or snow.

| Inch | Code | Tyre size | LI/SS | Type (TL/TT) | Homologation | Measuring rim width | Permitter rim width range | Tyre dimensions E.T.R.T.O. (mm) | | | | Tube type 1 |
|------------|----------|--------------------|-------|--------------|--------------|---------------------|---------------------------|---------------------------------|------------------|-----------------|------------------|-------------|
| | | | | | | | | Design | | Max. in service | | |
| | | | | | | | | Section width | Overall diameter | Overall width | Overall diameter | |
| FRONT/REAR | | | | | | | | | | | | |
| 16 | 70000782 | 2 1/4-16 (2.25-16) | 38J | TT | E D | 1.50 | 1.20-1.60 | 62 | 532 | 66 | 540 | 70000837 |
| 16 | 70000780 | 2 1/2-16 (2.50-16) | 42J | TL/TT | E D | 1.60 | 1.35-1.60 | 68 | 548 | 72 | 558 | 70000833 |
| 16 | 70000783 | 2 3/4-16 (2.75-16) | 46J | TL/TT | E D | 1.85 | 1.40-1.85 | 75 | 558 | 80 | 568 | 70000833 |
| 16 | 70000785 | 3 1/4-16 (3.25-16) | 54J | TL/TT | E D | 1.85 | 1.85-2.50 | 81 | 586 | 94 | 598 | 70000842 |

WHITE WALL

| | | | | | | | | | | | | |
|------------|----------|--------------------|-----|-------|-----|------|-----------|----|-----|----|-----|----------|
| FRONT/REAR | | | | | | | | | | | | |
| 16 | 70000781 | 2 1/2-16 (2.50-16) | 42J | TL/TT | E D | 1.60 | 1.35-1.60 | 68 | 548 | 72 | 558 | 70000833 |
| 16 | 70000784 | 2 3/4-16 (2.75-16) | 46J | TL/TT | E D | 1.85 | 1.40-1.85 | 75 | 558 | 80 | 568 | 70000833 |





MC-51 MEDITERRA



- Designed for urban and city commuting on all paved and un-paved road types in all weather conditions.*
- Special reinforced compound ensures amazing grip, durability and great handling.
- Designed for mopeds and motorcycles of low and medium engine capacity.

*Not recommended on ice and/or snow.

| Inch | Code | Tyre size | LI/SS | Type (TL/TT) | Homologation | Measuring rim width | Permitter rim width range | Tyre dimensions E.T.R.T.O. (mm) | | | | Tube type 1 |
|------------|----------|-----------|-------|--------------|--------------|---------------------|---------------------------|---------------------------------|------------------|-----------------|------------------|-------------|
| | | | | | | | | Design | | Max. in service | | |
| | | | | | | | | Section width | Overall diameter | Overall width | Overall diameter | |
| FRONT/REAR | | | | | | | | | | | | |
| 17 | 70000799 | 2.50-17 | 43P | TL* | ED | 1.50 | 1.35-1.60 | 64 | 568 | 70 | 580 | 70000834 |
| 17 | 70000800 | 2.75-17 | 47P | TL* | ED | 1.85 | 1.40-1.85 | 75 | 588 | 81 | 600 | 70000834 |

M-02



- Designed for daily commuting on all paved roads in all weather conditions.*
- Special rubber compound ensures easy handling, traction and great durability.
- Designed for mopeds and motorcycles of low and medium engine capacity.

*Not recommended on ice and/or snow.

| Inch | Code | Tyre size | LI/SS | Type (TL/TT) | Homologation | Measuring rim width | Permitter rim width range | Tyre dimensions E.T.R.T.O. (mm) | | | | Tube type 1 |
|------------|----------|--------------------|-------|--------------|--------------|---------------------|---------------------------|---------------------------------|------------------|-----------------|------------------|-------------|
| | | | | | | | | Design | | Max. in service | | |
| | | | | | | | | Section width | Overall diameter | Overall width | Overall diameter | |
| FRONT/REAR | | | | | | | | | | | | |
| 19 | 70000798 | 2-19 (2.00-19) | 24B | TT | ED | 1.35 | 1.20-1.35 | 55 | 595 | 58 | 603 | 70000841 |
| 19 | 70000797 | 2 1/4-19 (2.25-19) | 30B | TT | ED | 1.50 | 1.20-1.60 | 62 | 609 | 66 | 617 | 70000841 |



TUBES



| Inch | Code | Size | Valve | Packing (pcs) |
|-------------------|----------|--|---------------|---------------|
| NORMAL | | | | |
| 6 | 70000851 | 4.00-6 | JS 87N 90/90 | 50 |
| 8 | 70000862 | 3.50-//4.00-8 | JS 87N 90/90 | 50 |
| 10 | 70000859 | 2.50-//2.75-//3.00-//3.25-//3.50-10, 70/100-//90/90-//100/80-//100/90-10 | JS 87N 90/90 | 50 |
| 10 | 70000860 | 2.50-//2.75-//3.00-//3.50-10, 90/90-//100/80-//100/90-10 | JS 87CI 90/90 | 50 |
| 10/11 | 70000865 | 4.00-10, 100/90-//110/80-//110/90-//120/70-//120/80-//120/90-//130/70-//130/80-//130/90-10, 110/70-11 | JS 87N 90/90 | 50 |
| 12 | 70000846 | 2.50-//2.75-//3.00-//3.25-//3.50-12, 60/100-//70/100-//80/100-//90/100-//100/90-12 | TR4 | 50 |
| 12 | 70000861 | 2.50-//2.75-//3.00-//3.25-//3.50-12, 60/100-//70/100-//80/100-//90/100-//100/90-12 | JS 87N 90/90 | 50 |
| 12/13 | 70000863 | 4.00-//4.25-//4.50-12, 110/90-//120/70-//120/80-//130/70-//130/80-//140/70-12, //130/60-//140/60-13 | JS 87N 90/90 | 50 |
| 12/13 | 70000864 | 4.00-//4.25-//4.50-12, 110/90-//120/70-//120/80-//130/70-//130/80-//140/70-12, //130/60-//140/60-13 | JS 87N 45/90 | 50 |
| 14 | 70000845 | 2.25-//2.50-//2.75-14, 60/100-//70/100-14 | TR4 | 50 |
| 15 | 70000832 | 170/80-15 | TR6 | 30 |
| 16 | 70000830 | 4.00-//4.60-//5.00-16, 100/100-//110/90-//120/80-//130/90-16 | TR6 | 30 |
| 16 | 70000831 | 5.50-16, 150/80-16 | TR6 | 30 |
| 16 | 70000833 | 2.50-//2.75-16, 80/90-//80/100-//90/80-16 | TR4 | 50 |
| 16 | 70000837 | 2.25-16, 60/100-16 | TR4 | 50 |
| 16 | 70000842 | 3.00-//3.25-//3.50-16, 80/90-//90/90-//90/100-16 | TR6 | 50 |
| 16/17 | 70000838 | 2.00-//2.25-//2.50-16, 2.00-//2.25-//2.50-17 | TR4 | 50 |
| 17 | 70000834 | 2.50-//2.75-17, 70/100-//80/90-//80/100-//90/80-17 | TR6 | 50 |
| 17 | 70000840 | 2.00-//2.25-17, 60/100-17 | TR4 | 50 |
| 18 | 70000836 | 2.25-//2.50-18 | TR4 | 50 |
| 18 | 70000839 | 2.75-//3.00-//3.25-18, 80/90-//80/100-//90/80-//90/90-//90/100-//100/80-//100/90-//100/100-//110/80-18 | TR6 | 50 |
| 18 | 70000844 | 3.25-//3.50-//4.10-18, 90/90-//90/100-//100/80-//100/90-//100/100-//110/80-//110/90-//110/100-//120/80-//120/90-//120/100-//130/80-18 | TR6 | 50 |
| 19 | 70000835 | 2.50-//2.75-19, 80/100-19 | TR6 | 50 |
| 19 | 70000841 | 2.00-//2.25-19 | TR4 | 50 |
| HEAVY DUTY | | | | |
| 10 | 70000875 | 2.50-//2.75-//3.00-//3.25-//3.50-10, 90/90-//100/80-//100/90-10 | TR4 | 50 |
| 12 | 70000868 | 2.50-//2.75-//3.00-//3.25-//3.50-12, 60/100-//70/100-//80/100-//90/100-//100/90-12 | TR6 | 50 |
| 14 | 70000876 | 2.25-//2.50-//2.75-14, 60/100-//70/100-14 | TR6 | 50 |
| 14 | 70000879 | 3.60-//4.10-14, 90/90-//90/100-14 | TR6 | 30 |
| 16 | 70000880 | 3.00-16, 90/90-//90/100-//100/80-16 | TR6 | 30 |
| 17 | 70000852 | 4.00-//4.25-//4.50-//5.00-//5.10-//6.10-17, 4.25/80-17, 110/90-//120/80-//120/90-//130/70-//130/80-//130/90-//140/70-//140/80-//140/90-//150/60-//150/70-//150/80-//150/90-//160/60-17 | TR6 | 30 |



| Inch | Code | Size | Valve | Packing (pcs) |
|-------------------------|----------|---|-------|---------------|
| 17 | 70000854 | 3.00-//3.25-//3.60-17, 90/80-//90/90-//90/100-//100/80-//110/70-//110/80-//120/60-//120/65-//120/70-17 | TR6 | 30 |
| 17 | 70000869 | 3.00-//3.50-17, 90/90-//90/100-//100/80-//100/80-//110/90-17 | TR6 | 30 |
| 17 | 70000873 | 140/100-17 | TR6 | 30 |
| 17 | 70000877 | 2.50-//2.75-17, 70/100-//80/90-//80/100-//90/80-17 | TR6 | 30 |
| 18 | 70000855 | 4.00-//4.25-//4.50-//4.60-//4.25/85-18, //110/90-//110/100-//120/80-//120/90-//120/100-//130/80-//130/90-//140/80-//150/70-18 | TR6 | 30 |
| 18 | 70000871 | 4.00-//4.25-//4.50-//4.75-//5.00-18, 100/100-//110/80-//110/90-//110/100-//120/80-//120/90-//120/100-//130/80-18 | TR6 | 30 |
| 19 | 70000870 | 3.00-//3.25-//3.50-//3.75-//4.00-//4.50-19, 70/100-//80/90-//80/100-//90/90-//100/90-//110/80-//110/90-//120/80-//120/90-//130/70-//130/80-19 | TR6 | 30 |
| 19 | 70000872 | 5.00-19, 120/90-//140/80-19 | TR6 | 30 |
| 21 | 70000853 | 2.50-//2.75-//3.00-//3.25-//3.60-21, 80/90-//80/100-//90/80-//90/90-//90/100-//100/80-21 | TR6 | 30 |
| ULTRA HEAVY DUTY | | | | |
| 18 | 70000857 | 100/100-//110/100-//120/90-//130/80-//140/80-18 | TR6 | 10 |
| 19 | 70000856 | 100/90-//110/90-//120/80-//130/70-19 | TR6 | 10 |
| 21 | 70000858 | 2.50-//2.75-//3.00-//3.25-//3.60-21, 80/90-//80/100-//90/80-//90/90-//90/100-//100/80-21 | TR6 | 10 |



TR 4



TR 6



JS 87C1 90/90



JS 87N 90/90



JS 87N 45/90





MOUSSE



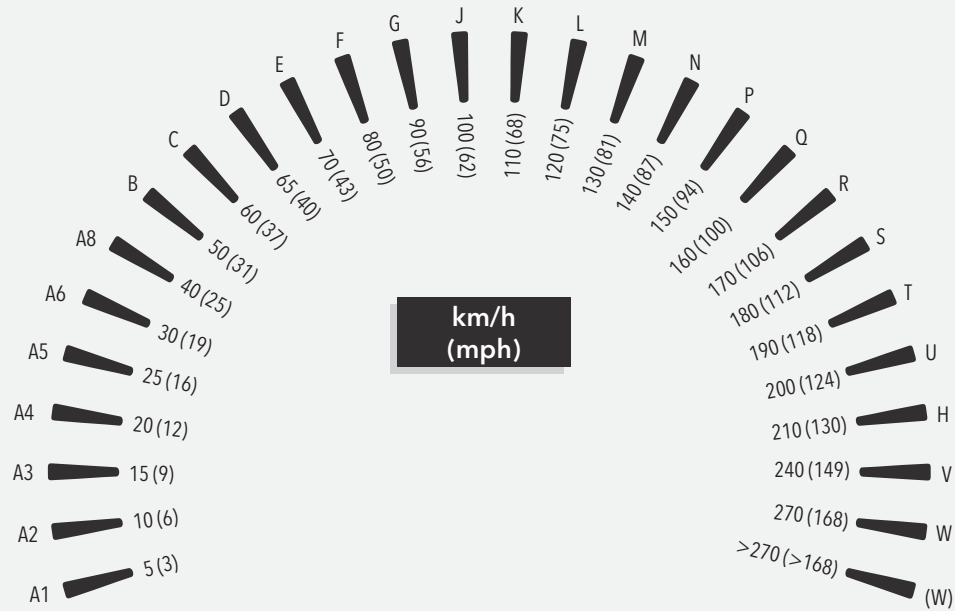
| Inch | Code | Size | Homologation | Version | Aspect | Air pressure estimated |
|-------------------|----------|----------------|--------------|-------------|------------|------------------------|
| FRONT | | | | | | |
| 19 | 70001196 | 70/100-19 | NHS | CYLINDRICAL | STANDARD | 0,8/1,0 |
| 21 | 70000891 | 80/100-21 | NHS | CYLINDRICAL | STANDARD | 0,8/1,0 |
| 21 | 70000893 | 90/90-21 | NHS | CYLINDRICAL | STANDARD | 0,8/1,0 |
| 21 | 70000898 | 90/90-21 | NHS | CYLINDRICAL | RALLY | 1,1/1,3 |
| 21 | 70000892 | 90/100-21 | NHS | CYLINDRICAL | STANDARD | 0,8/1,0 |
| REAR | | | | | | |
| 16 | 70001194 | 90/100-16 | NHS | CYLINDRICAL | STANDARD | 0,7/0,9 |
| 18 | 70000882 | 110/80-18 | NHS | CYLINDRICAL | STANDARD | 0,8/1,0 |
| 18 | 70000894 | 110/100-18 | NHS | CYLINDRICAL | STANDARD | 0,8/1,0 |
| 18 | 70000886 | 120/90-18 | NHS | CYLINDRICAL | STANDARD | 0,8/1,0 |
| 18 | 70000887 | 120/90-18 | NHS | CYLINDRICAL | SOFT | 0,5/0,6 |
| 18 | 70000884 | 120/100-18 | NHS | CYLINDRICAL | STANDARD | 0,8/1,0 |
| 18 | 70000889 | 140/80-18 | NHS | CYLINDRICAL | STANDARD | 0,8/1,1 |
| 18 | 70000890 | 140/80-18 | NHS | CYLINDRICAL | SOFT | 0,5/0,6 |
| 18 | 70000895 | 140/80-18 | NHS | FLAT | EXTREME | 0,5/0,6 |
| 18 | 70000897 | 140/80-18 | NHS | CYLINDRICAL | RALLY | 1,1/1,3 |
| 19 | 70000881 | 100/90-19 | NHS | CYLINDRICAL | STANDARD | 0,8/1,0 |
| 19 | 70000883 | 110/90-19 | NHS | CYLINDRICAL | STANDARD | 0,8/1,0 |
| 19 | 70000885 | 120/80-19 | NHS | CYLINDRICAL | STANDARD | 0,8/1,0 |
| 19 | 70000888 | 120/90-19 | NHS | CYLINDRICAL | STANDARD | 0,8/1,0 |
| MOUSSE GEL | | | | | | |
| | 70000896 | 1KG GEL MOUSSE | | GEL | MOUSSE GEL | |





TYRE DESIGNATION

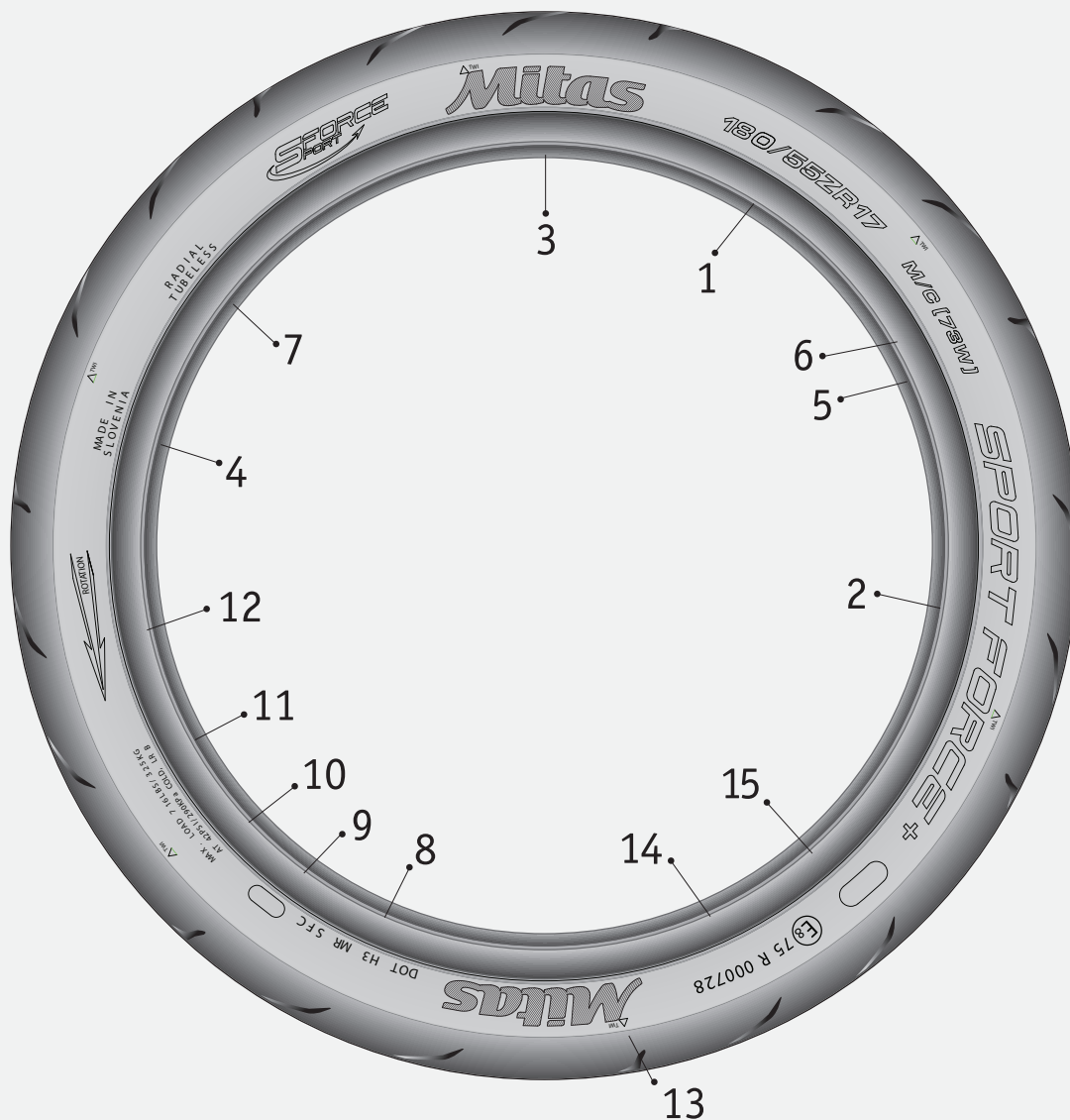
SPEED SYMBOL



LOAD INDEX

| U | kg | U | kg | U | kg | U | kg | U | kg | U | kg |
|----|------|----|-------|----|-------|----|-------|----|-------|-----|--------|
| 0 | 45.0 | 20 | 80.0 | 40 | 140.0 | 60 | 250.0 | 80 | 450.0 | 100 | 800.0 |
| 1 | 46.2 | 21 | 82.5 | 41 | 145.0 | 61 | 257.0 | 81 | 462.0 | 101 | 825.0 |
| 2 | 47.5 | 22 | 85.0 | 42 | 150.0 | 62 | 265.0 | 82 | 475.0 | 102 | 850.0 |
| 3 | 48.7 | 23 | 87.5 | 43 | 155.0 | 63 | 272.0 | 83 | 487.0 | 103 | 875.0 |
| 4 | 50.0 | 24 | 90.0 | 44 | 160.0 | 64 | 280.0 | 84 | 500.0 | 104 | 900.0 |
| 5 | 51.5 | 25 | 92.5 | 45 | 165.0 | 65 | 290.0 | 85 | 515.0 | 105 | 925.0 |
| 6 | 53.0 | 26 | 95.0 | 46 | 170.0 | 66 | 300.0 | 86 | 530.0 | 106 | 950.0 |
| 7 | 54.5 | 27 | 97.5 | 47 | 175.0 | 67 | 307.0 | 87 | 545.0 | 107 | 975.0 |
| 8 | 56.0 | 28 | 100.0 | 48 | 180.0 | 68 | 315.0 | 88 | 560.0 | 108 | 1000.0 |
| 9 | 58.0 | 29 | 103.0 | 49 | 185.0 | 69 | 325.0 | 89 | 580.0 | 109 | 1030.0 |
| 10 | 60.0 | 30 | 106.0 | 50 | 190.0 | 70 | 335.0 | 90 | 600.0 | 110 | 1060.0 |
| 11 | 61.5 | 31 | 109.0 | 51 | 195.0 | 71 | 345.0 | 91 | 615.0 | 111 | 1090.0 |
| 12 | 63.0 | 32 | 112.0 | 52 | 200.0 | 72 | 355.0 | 92 | 630.0 | 112 | 1120.0 |
| 13 | 65.0 | 33 | 115.0 | 53 | 206.0 | 73 | 365.0 | 93 | 650.0 | 113 | 1150.0 |
| 14 | 67.0 | 34 | 118.0 | 54 | 212.0 | 74 | 375.0 | 94 | 670.0 | 114 | 1180.0 |
| 15 | 69.0 | 35 | 121.0 | 55 | 218.0 | 75 | 387.0 | 95 | 690.0 | 115 | 1215.0 |
| 16 | 71.0 | 36 | 125.0 | 56 | 224.0 | 76 | 400.0 | 96 | 710.0 | 116 | 1250.0 |
| 17 | 73.0 | 37 | 128.0 | 57 | 230.0 | 77 | 412.0 | 97 | 730.0 | 117 | 1285.0 |
| 18 | 75.0 | 38 | 132.0 | 58 | 236.0 | 78 | 425.0 | 98 | 750.0 | 118 | 1320.0 |
| 19 | 77.5 | 39 | 136.0 | 59 | 243.0 | 79 | 437.0 | 99 | 775.0 | 119 | 1360.0 |

TYRE DESIGNATION







TYRE MARKINGS

| 1. Tyre size: | 2. Tread pattern designation: | 3. Manufacturer: | 4. Country of origin: | 5. Speed symbol: | 6. Load index: | 7. Tubeless / Tubetype: | 8. DOT marking: |
|--------------------|-------------------------------|------------------------------|-----------------------|----------------------------|---------------------------|-------------------------|-------------------------|
| 180/55ZR17 | Sport Force+ | Mitas | Slovenia | W (>270 km/h) | 73 (365 kg) | Tubeless | DOT H3 MR SFC |
| 9. Production date | 10. Max. load capacity: | 10. Max. inflation pressure: | 11. Load range: | 12. Direction of rotation: | 13. Tread wear indicator: | 14. Homologation No.: | 15. Other homologations |
| | 716 lbs | AT 42 PSI COLD | B | Rotation | TWI | E8 75 R 000728 | |

AMERICAN ALPHA INDICATION

| Alpha | Inch | Alpha | Inch |
|-------|------|-------|------|
| H | 3.15 | R | 4.50 |
| J | 3.50 | S | 4.75 |
| L | 3.65 | T | 5.10 |
| M | 3.75 | U | 5.60 |
| N | 4.10 | V | 5.90 |
| P | 4.10 | | |

|  | | |  | | |
|---|-----------|-------|---|-----------|-------|
| Metric | Inch | Alpha | Metric | Inch | Alpha |
| 80/90 | 2.50/2.75 | MH90 | 110/90 | 4.00/4.25 | MP85 |
| 90/90 | 2.75/3.00 | MJ90 | 120/90 | 4.50/4.75 | MR90 |
| 100/90 | 3.25/3.50 | MM90 | 130/80 | 5.00/5.10 | |
| 110/90 | 3.75/4.00 | MN90 | 130/90 | 5.00/5.10 | MT90 |
| 120/80 | 4.25/4.50 | | 140/80 | 5.50/6.00 | |
| 120/90 | 4.25/4.50 | MR90 | 140/90 | 5.50/6.00 | MJ90 |
| 130/90 | 5.00/5.10 | MT90 | 150/80 | 6.00/6.25 | MV85 |
| | | | 150/90 | 6.00/6.25 | MV85 |

|  | |  | |
|---|-----------|---|-----------|
| Metric | Inch | Metric | Inch |
| 60/100 90/80 | 2.50/2.75 | 80/100 80/90 | 2.50/3.60 |
| 70/100 90/80 | 2.75/3.00 | 90/100 110/90 | 3.60/4.10 |
| 80/100 100/80 | 3.00/3.25 | 100/100 120/80 | 4.00/4.10 |
| | | 110/100 130/80 | 4.00/4.50 |
| | | 120/100 140/80 | 5.00/5.10 |

COMPARATIVE CHART FOR METRIC-DECIMAL SIZE DESCRIPTION

| Tyre size | Load index | | Permitted rim | Tyre size | | | |
|------------|------------|-----------|---------------|--------------|------------|-----------|-----------|
| | Standard | Reiforced | | Alphanumeric | Inch | | |
| | | | | | 100 | 90 | 80 |
| 2.75-16 | 40 | 46 | 1.50-1.85 | MH 90-16 | 80/100-16 | 80/90-16 | 90/80-16 |
| 3.00-16 | 40 | 48 | 1.60-2.15 | MH 90-16 | 90/100-16 | 90/90-16 | 100/80-16 |
| 3.25-16 | 48 | 55 | 1.85-2.50 | MJ 90 - 16 | 100/100-16 | 100/90-16 | 110/80-16 |
| 3.50-16 | 52 | 58 | 1.85-2.50 | ML 90-16 | 100/100-16 | 100/90-16 | 110/80-16 |
| 4.60-16 | 58 | 59 | 1.85-3.00 | MM 90-16 | 100/100-16 | 110/90-16 | 120/80-16 |
| | | | | | | | |
| 2.75-17 | 41 | 47 | 1.50-1.85 | MH 90-17 | 80/100-17 | 80/90-17 | 90/80-17 |
| 3.00-17 | 41 | 50 | 1.60-2.15 | MH 90-17 | 90/100-17 | 90/90-17 | 100/80-17 |
| 4.50-17 | 50 | 67 | 2.15-3.00 | MR 90-17 | 110/100-17 | 130/90-17 | 140/80-17 |
| 4.60-17 | 50 | 62 | 1.85-3.00 | MS 90-17 | 100/100-17 | 110/90-17 | 120/80-17 |
| 5.10-17 | 50 | 67 | 2.50-3.50 | MT 90-17 | 110/100-17 | 130/90-17 | 140/80-17 |
| | | | | | | | |
| 2.75-18 | 42 | 48 | 1.50-1.85 | MH 90-18 | 80/100-18 | 80/90-18 | 90/80-18 |
| 3.00-18 | 47 | 52 | 1.60-2.15 | MH 90-18 | 90/100-18 | 90/90-18 | 100/80-18 |
| 3.25-18 | 52 | 59 | 1.85-2.50 | MJ 90 -18 | 100/100-18 | 100/90-18 | 110/80-18 |
| 3.50-18 | 56 | 62 | 1.85-2.50 | ML 90-18 | 100/100-18 | 100/90-18 | 110/80-18 |
| 3.60-18 | 51 | 62 | 1.85-2.50 | MH 90-18 | 100/100-18 | 90/90-18 | 100/80-18 |
| 4.00-18 | 64 | 69 | 2.15-3.00 | MN 90-18 | 110/100-18 | 120/90-18 | 130/80-18 |
| 4.10-18 | 60 | 69 | 1.85-3.00 | ML 90-18 | 100/100-18 | 100/90-18 | 110/80-18 |
| 4.25/85-18 | 64 | 69 | 1.85-3.00 | MM 90-18 | 110/100-18 | 110/90-18 | 120/80-18 |
| 4.25-18 | 66 | 69 | 2.15-3.00 | ML 90-18 | 110/100-18 | 120/90-18 | 130/80-18 |
| 4.60-18 | 63 | 69 | 1.85-3.00 | MR 90-18 | 110/100-18 | 120/90-18 | 130/80-18 |
| | | | | | | | |
| 3.00-19 | 49 | 54 | 1.60-2.15 | MH 90-19 | 90/100-19 | 90/90-19 | 100/80-19 |
| 3.25-19 | 54 | 54 | 1.85-2.50 | MJ 90-19 | 100/100-19 | 100/90-19 | 110/80-19 |
| 3.50-19 | 54 | 57 | 1.85-2.50 | ML 90-19 | 100/100-19 | 100/90-19 | 110/80-19 |
| 3.60-19 | 52 | 54 | 1.85-2.50 | MH 90-19 | 100/100-19 | 90/90-19 | 100/80-19 |
| | | | | | | | |
| 2.75-21 | 45 | 54 | 1.50-1.85 | MH 90-21 | 80/100-21 | 80/90-21 | 90/80-21 |
| 3.00-21 | 51 | 57 | 1.60-2.15 | MH 90-21 | 90/100-21 | 90/90-21 | 100/80-21 |



DISCONTINUED TYRES
(Available until the stock runs out)





C-01

C-02 STONEKING

C-04 LEISURE

C-10 SPEEDY-CROC

C-11 SPEEDY-CROC

C-12 CROSS


C-15 CAYMAN

C-16 STONEEATER

| DISCONTINUED TYRES | | | | | REPLACEMENT TYRES | | | | | |
|-------------------------|---------------------|-------|--------------|--------------------|-------------------|---------------------|-------|--------------|---------------------|--------------------------|
| Code | Tyre size | LI/SS | Type (TL/TT) | Version | Code | Tyre size | LI/SS | Type (TL/TT) | Version | Tread pattern |
| C-01 | | | | | | | | | | |
| 70000266 | 3.50-16 | 58P | TT | | 70001070 | 3.50-16 | 58S | TT | ALL-TERRAIN | E-05 |
| C-02 STONEKING | | | | | | | | | | |
| 70000270 | 130/80-17 | 65N | TT | | 70000985 | 130/80-17 | 65N | TT | ALL-TERRAIN | STONE KING |
| 70000267 | 110/100-18 | 71N | TT | | 70001072 | 110/100-18 | 64R | TT | SUPER | TERRA FORCE-EX MH |
| 70000268 | 120/90-18 | 71N | TT | | 70000983 | 120/90-18 | 71N | TT | ALL-TERRAIN | STONE KING |
| 70000269 | 120/90-19 | 66N | TT | | 70000984 | 120/90-19 | 66N | TT | ALL-TERRAIN | STONE KING |
| C-04 LEISURE | | | | | | | | | | |
| 70000271 | 110/90-18 | 61N | TT | | | | | | | - |
| | 120/90-18 | 71N | TT | REINFORCED | 70000983 | 120/90-18 | 71N | TT | | STONE KING |
| 70000272 | 130/90-18 | 69N | TT | | | | | | | - |
| C-10 SPEEDY-CROC | | | | | | | | | | |
| | 2.75-10 | 37J | TT | | 70000927 | 70/100-10 (2.50-10) | 41J | TT | MEDIUM HARD TERRAIN | TERRA FORCE-MX MH |
| | 80/100-12 | 41M | TT | | 70000930 | 80/100-12 (2.50-12) | 50M | TT | MEDIUM HARD TERRAIN | TERRA FORCE-MX MH |
| | 90/100-14 | 49M | TT | | 70000932 | 90/100-14 | 49M | TT | MEDIUM HARD TERRAIN | TERRA FORCE-MX MH |
| | 110/90-18 | 61M | TT | | | | | | | - |
| | 120/90-18 | 65M | TT | ICE SOFT | 70000954 | 120/90-18 | 65R | TT | SUPER | TERRA FORCE-EF |
| 70000273 | 120/90-18 | 65M | TT | | 70000953 | 120/90-18 | 65R | TT | SUPER LIGHT | TERRA FORCE-EF |
| 70000179 | 120/90-18 | 65M | TT | SUPER | 70000954 | 120/90-18 | 65R | TT | SUPER | TERRA FORCE-EF |
| | 100/90-19 | 57M | TT | | 70000922 | 100/90-19 | 57M | TT | MEDIUM HARD TERRAIN | TERRA FORCE-MX MH |
| | 110/90-19 | 62M | TT | | 70000923 | 110/90-19 | 62M | TT | MEDIUM HARD TERRAIN | TERRA FORCE-MX MH |
| | 120/90-19 | 66N | TT | | 70000984 | 120/90-19 | 66N | TT | | STONE KING |
| C-11 SPEEDY-CROC | | | | | | | | | | |
| | 2.50-12 | 37J | TT | | 70000930 | 80/100-12 (2.50-12) | 50M | TT | MEDIUM HARD TERRAIN | TERRA FORCE-MX MH |
| | 2.50-12 | 37J | TT | | 70000930 | 80/100-12 (2.50-12) | 50M | TT | MEDIUM HARD TERRAIN | TERRA FORCE-MX MH |
| | 60/100-14 | 30M | TT | WIN FRIC | 70000926 | 60/100-14 | 29M | TT | MEDIUM HARD TERRAIN | TERRA FORCE-MX MH |
| 70000274 | 80/100-21 | 51R | TT | | 70001073 | 80/100-21 | 51R | TT | SUPER | TERRA FORCE-EX MH |
| | 90/90-21 | 54R | TT | | 70000977 | 110/100-18 | 64R | TT | SUPER LIGHT | TERRA FORCE-EX SM |
| C-12 CROSS | | | | | | | | | | |
| | 110/90-18 | 61M | TT | SOFT TERRAIN | | | | | | - |
| | 120/90-18 | 65M | TT | SOFT TERRAIN | 70000939 | 120/80-19 | 63M | TT | SOFT MEDIUM TERRAIN | TERRA FORCE-MX SM |
| | 100/90-19 | 57M | TT | SOFT TERRAIN | 70000937 | 100/90-19 | 57M | TT | SOFT MEDIUM TERRAIN | TERRA FORCE-MX SM |
| | 110/90-19 | 62M | TT | SOFT TERRAIN | 70000938 | 110/90-19 | 62M | TT | SOFT MEDIUM TERRAIN | TERRA FORCE-MX SM |
| | 120/90-19 | 66N | TT | ICE SOFT | | | | | | - |
| | 120/90-19 | 66N | TT | | 70000984 | 120/90-19 | 66N | TT | | STONE KING |
| | 70/100-10 (2.50-10) | 37J | TT | SOFT TERRAIN | 70000941 | 70/100-10 (2.50-10) | 41J | TT | SOFT MEDIUM TERRAIN | TERRA FORCE-MX SM |
| C-15 CAYMAN | | | | | | | | | | |
| | 90/90-21 | 54R | TT | CROSS COUNTRY | 70000949 | 90/90-21 | 54M | TT | SOFT MEDIUM TERRAIN | TERRA FORCE-MX SM |
| | 90/90-21 (3.00-21) | 54R | TT | SOFT TERRAIN | 70000949 | 90/90-21 | 54M | TT | SOFT MEDIUM TERRAIN | TERRA FORCE-MX SM |
| C-16 STONEEATER | | | | | | | | | | |
| 70000180 | 110/100-18 | 64M | TT | SUPER SOFT EXTREME | 70000967 | 110/100-18 | 64M | TT | | TERRA FORCE-EX MH |
| 70000289 | 110/100-18 | 64M | TT | WIN FRIC | 70000989 | 110/100-18 | 64M | TT | | TERRA FORCE-EX HT |



| DISCONTINUED TYRES | | | | | REPLACEMENT TYRES | | | | | |
|-----------------------|---------------------|------|--------------|----------------------|-------------------|---------------------|------|--------------|---------------------|------------------------------|
| Code | Tyre size | L/SS | Type (TL/TT) | Version | Code | Tyre size | L/SS | Type (TL/TT) | Version | Tread pattern |
| C-16 STONEATER | | | | | | | | | | |
| 70000277 | 110/100-18 | 64M | TT | | 70001072 | 110/100-18 | 64R | TT | | TERRA FORCE-EX MH |
| 70000316 | 110/100-18 | 64M | TT | SPIKE | | | | | | - |
| 70000288 | 100/90-19 | 57M | TT | WIN FRIC | 70000988 | 100/90-19 | 57M | TT | | TERRA FORCE-EX HT |
| 70000315 | 100/90-19 | 57M | TT | SPIKE | | | | | | - |
| 70000278 | 110/90-19 | 62M | TT | | 70000923 | 110/90-19 | 62M | TT | MEDIUM HARD TERRAIN | TERRA FORCE-MX MH |
| 70000290 | 110/90-19 | 62M | TT | WIN FRIC | 70000990 | 110/90-19 | 62M | TT | | TERRA FORCE-EX HT |
| 70000317 | 110/90-19 | 62M | TT | SPIKE | | | | | | - |
| 70000291 | 120/90-19 | 66N | TT | WIN FRIC | | | | | | - |
| 70000279 | 120/90-19 | 66N | TT | | 70000984 | 120/90-19 | 66N | TT | | STONE KING |
| 70000318 | 120/90-19 | 66N | TT | SPIKE | | | | | | - |
| C-17 STONEATER | | | | | | | | | | |
| | 80/100-21 | 51R | TT | | 70001073 | 80/100-21 | 51R | TT | SUPER | TERRA FORCE-EX MH |
| 70000319 | 90/90-21 | 54R | TT | SPIKE | | | | | | - |
| 70000474 | 90/90-21 (3.00-21) | 54R | TT | DAKAR | 70000920 | 90/90-21 | 54R | TT | SUPER | ENDURO TRAIL-RALLY MH |
| 70000475 | 90/90-21 (3.00-21) | 54R | TT | DAKAR | 70000920 | 90/90-21 | 54R | TT | SUPER | ENDURO TRAIL-RALLY MH |
| 70000280 | 90/90-21 (3.00-21) | 54R | TT | SUPER LIGHT | 70000982 | 90/90-21 | 54R | TT | | ENDURO TRAIL-RALLY MH |
| 70000292 | 90/90-21 (3.00-21) | 54R | TT | WIN FRIC | 70000991 | 90/90-21 | 51M | TT | | TERRA FORCE-EX HT |
| C-18 EAGLE | | | | | | | | | | |
| | 100/100-18 | 59R | TT | | 70001071 | 100/100-18 | 59R | TT | SUPER | TERRA FORCE-EX MH |
| 70000225 | 110/100-18 | 64R | TT | SUPER LIGHT | 70000937 | 100/90-19 | 57M | TT | SOFT MEDIUM TERRAIN | TERRA FORCE-MX SM |
| 70000182 | 110/100-18 | 64R | TT | SUPER LIGHT | 70000977 | 110/100-18 | 64R | TT | SUPER LIGHT | TERRA FORCE-EX SM |
| | 110/100-18 | 64M | TT | INTERMEDIATE TERRAIN | 70000966 | 110/100-18 | 64M | TT | SUPER LIGHT | TERRA FORCE-EX MH |
| 70000226 | 120/90-18 | 65R | TT | CROSS COUNTRY | 70000970 | 120/90-18 | 65R | TT | SUPER | TERRA FORCE-EX MH |
| 70000227 | 120/90-18 | 65R | TT | SUPER LIGHT | 70000969 | 120/90-18 | 65R | TT | SUPER LIGHT | TERRA FORCE-EX MH |
| 70000185 | 120/90-18 | 65R | TT | SUPER LIGHT | 70000969 | 120/90-18 | 65R | TT | SUPER LIGHT | TERRA FORCE-EX MH |
| 70000184 | 120/90-18 | 65R | TT | COUNTRY CROSS | 70000979 | 120/90-18 | 65R | TT | SUPER | TERRA FORCE-EX SM |
| | 120/90-18 | 65R | TT | INTERMEDIATE TERRAIN | 70000979 | 120/90-18 | 65R | TT | SUPER | TERRA FORCE-EX SM |
| 70000181 | 100/90-19 | 57M | TT | SUPER LIGHT | 70000922 | 100/90-19 | 57M | TT | MEDIUM HARD TERRAIN | TERRA FORCE-MX MH |
| | 100/90-19 | 57M | TT | | 70000922 | 100/90-19 | 57M | TT | MEDIUM HARD TERRAIN | TERRA FORCE-MX MH |
| | 100/90-19 | 57M | TT | INTERMEDIATE TERRAIN | 70000937 | 100/90-19 | 57M | TT | SOFT MEDIUM TERRAIN | TERRA FORCE-MX SM |
| 70000183 | 110/90-19 | 62M | TT | SUPER LIGHT | 70000938 | 110/90-19 | 62M | TT | SOFT MEDIUM TERRAIN | TERRA FORCE-MX SM |
| | 110/90-19 | 62M | TT | | 70000938 | 110/90-19 | 62M | TT | SOFT MEDIUM TERRAIN | TERRA FORCE-MX SM |
| | 110/90-19 | 62M | TT | INTERMEDIATE TERRAIN | 70000938 | 110/90-19 | 62M | TT | SOFT MEDIUM TERRAIN | TERRA FORCE-MX SM |
| | 120/80-19 | 63M | TT | INTERMEDIATE TERRAIN | 70000939 | 120/80-19 | 63M | TT | SOFT MEDIUM TERRAIN | TERRA FORCE-MX SM |
| C-19 EAGLE | | | | | | | | | | |
| 70000320 | 2.50-12 | 37M | TT | SPIKE | | | | | | - |
| 70000099 | 80/100-12 (2.50-12) | 37M | TT | INTERMEDIATE TERRAIN | 70000945 | 80/100-12 (2.50-12) | 50M | TT | SOFT MEDIUM TERRAIN | TERRA FORCE-MX SM |
| 70000293 | 80/100-12 (2.50-12) | 37M | TT | WIN FRIC | | | | | | - |
| | 60/100-14 | 30M | TT | INTERMEDIATE TERRAIN | 70000926 | 60/100-14 | 29M | TT | MEDIUM HARD TERRAIN | TERRA FORCE-MX MH |
| | 60/100-14 | 30M | TT | WIN FRIC | | | | | | - |
| | 60/100-14 | 30M | TT | INTERMEDIATE TERRAIN | 70000926 | 60/100-14 | 29M | TT | MEDIUM HARD TERRAIN | TERRA FORCE-MX MH |



C-19 EAGLE

C-20 STONEKING

C-21 STONEKING

| DISCONTINUED TYRES | | | | | REPLACEMENT TYRES | | | | | |
|-----------------------|---------------------|-------|--------------|----------------------|-------------------|---------------------|-------|--------------|---------------------|--------------------------|
| Code | Tyre size | LI/SS | Type (TL/TT) | Version | Code | Tyre size | LI/SS | Type (TL/TT) | Version | Tread pattern |
| C-19 EAGLE | | | | | | | | | | |
| | 70/100-17 | 40M | TT | INTERMEDIATE TERRAIN | 70000943 | 70/100-17 | 40M | TT | SOFT MEDIUM TERRAIN | TERRA FORCE-MX SM |
| | 70/100-17 | 40M | TT | WIN FRIC | | | | | | - |
| | 70/100-17 | 40M | TT | INTERMEDIATE TERRAIN | 70000943 | 70/100-17 | 40M | TT | SOFT MEDIUM TERRAIN | TERRA FORCE-MX SM |
| | 70/100-19 | 42M | TT | INTERMEDIATE TERRAIN | 70000944 | 70/100-19 | 42M | TT | SOFT MEDIUM TERRAIN | TERRA FORCE-MX SM |
| | 70/100-19 | 42M | TT | WIN FRIC | | | | | | - |
| | 80/100-21 | 51R | TT | | 70000946 | 80/100-21 | 51M | TT | SOFT MEDIUM TERRAIN | TERRA FORCE-MX SM |
| | 80/100-21 | 51R | TT | INTERMEDIATE TERRAIN | 70000946 | 80/100-21 | 51M | TT | SOFT MEDIUM TERRAIN | TERRA FORCE-MX SM |
| | 90/100-21 | 57R | TT | INTERMEDIATE TERRAIN | 70000934 | 90/100-21 | 57M | TT | MEDIUM HARD TERRAIN | TERRA FORCE-MX MH |
| 70000229 | 90/100-21 | 57R | TT | SUPER LIGHT | 70000974 | 90/100-21 | 57M | TT | SUPER LIGHT | TERRA FORCE-EX MH |
| 70000230 | 90/100-21 | 57R | TT | SUPER | 70000975 | 90/100-21 | 57M | TT | SUPER | TERRA FORCE-EX MH |
| 70000186 | 90/100-21 | 57R | TT | SUPER LIGHT | 70000974 | 90/100-21 | 57M | TT | SUPER LIGHT | TERRA FORCE-EX MH |
| 70000187 | 90/100-21 | 57R | TT | SUPER | 70000975 | 90/100-21 | 57M | TT | SUPER | TERRA FORCE-EX MH |
| 70000228 | 90/90-21 | 54R | TT | SUPER LIGHT | 70000960 | 90/90-21 (3.00-21) | 54R | TT | SUPER LIGHT | TERRA FORCE-EF |
| | 90/90-21 | 54R | TT | | 70000949 | 90/90-21 | 54M | TT | | TERRA FORCE-MX SM |
| | 90/90-21 (3.00-21) | 54R | TT | INTERMEDIATE TERRAIN | 70000949 | 90/90-21 | 54M | TT | SOFT MEDIUM TERRAIN | TERRA FORCE-MX SM |
| 70000231 | 90/90-21 (3.00-21) | 54R | TT | SUPER | 70000961 | 90/90-21 (3.00-21) | 54R | TT | SUPER | TERRA FORCE-EF |
| 70000188 | 90/90-21 (3.00-21) | 54R | TT | SUPER LIGHT | 70000960 | 90/90-21 (3.00-21) | 54R | TT | SUPER LIGHT | TERRA FORCE-EF |
| 70000189 | 90/90-21 (3.00-21) | 54R | TT | SUPER | 70000961 | 90/90-21 (3.00-21) | 54R | TT | SUPER | TERRA FORCE-EF |
| C-20 STONEKING | | | | | | | | | | |
| | 70/100-10 (2.50-10) | 37M | TT | HARD TERRAIN | 70000927 | 70/100-10 (2.50-10) | 41J | TT | MEDIUM HARD TERRAIN | TERRA FORCE-MX MH |
| 70000100 | 80/100-12 (2.50-12) | 50M | TT | HARD TERRAIN | 70000930 | 80/100-12 (2.50-12) | 50M | TT | MEDIUM HARD TERRAIN | TERRA FORCE-MX MH |
| | 80/100-12 (2.50-12) | 50M | TT | WIN FRIC | | | | | | - |
| 70000190 | 90/100-12 | 46M | TT | SUPER SOFT EXTREME | 70000972 | 90/100-12 | 46M | TT | SUPER SOFT | TERRA FORCE-EX MH |
| 70000232 | 90/100-12 | 46M | TT | SUPER SOFT EXTREME | 70000972 | 90/100-12 | 46M | TT | SUPER SOFT | TERRA FORCE-EX MH |
| 70000361 | 90/100-12 | 46M | TT | PIT CROSS | 70000999 | 90/100-12 | 46M | TT | PITCROSS | TERRA FORCE-MX MH |
| | 90/90-14 | 49M | TT | WIN FRIC | | | | | | - |
| | 90/100-14 | 49M | TT | PIT CROSS | 70000932 | 90/100-14 | 49M | TT | MEDIUM HARD TERRAIN | TERRA FORCE-MX MH |
| | 90/100-14 | 49M | TT | PIT CROSS | 70000932 | 90/100-14 | 49M | TT | MEDIUM HARD TERRAIN | TERRA FORCE-MX MH |
| | 100/100-18 | 59R | TT | HARD TERRAIN | 70001071 | 100/100-18 | 59R | TT | SUPER | TERRA FORCE-EX MH |
| | 110/100-18 | 64R | TT | HARD TERRAIN | 70001072 | 110/100-18 | 64M | TT | MEDIUM HARD TERRAIN | TERRA FORCE-MX MH |
| | 120/90-18 | 65R | TT | HARD TERRAIN | 70000970 | 120/90-18 | 65R | TT | SUPER | TERRA FORCE-EX MH |
| | 100/90-19 | 57M | TT | | 70000922 | 100/90-19 | 57M | TT | MEDIUM HARD TERRAIN | TERRA FORCE-MX MH |
| | 100/90-19 | 57M | TT | HARD TERRAIN | 70000922 | 100/90-19 | 57M | TT | MEDIUM HARD TERRAIN | TERRA FORCE-MX MH |
| | 110/90-19 | 62M | TT | | 70000923 | 110/100-18 | 62M | TT | MEDIUM HARD TERRAIN | TERRA FORCE-MX MH |
| | 110/90-19 | 62M | TT | HARD TERRAIN | 70000923 | 110/90-19 | 62M | TT | MEDIUM HARD TERRAIN | TERRA FORCE-MX MH |
| | 120/80-19 | 63M | TT | HARD TERRAIN | 70000924 | 120/80-19 | 63M | TT | MEDIUM HARD TERRAIN | TERRA FORCE-MX MH |
| C-21 STONEKING | | | | | | | | | | |
| 70000191 | 90/90-14 | 46M | TT | SUPER | 70000976 | 90/90-14 | 46M | TT | SUPER | TERRA FORCE-EX MH |
| 70000233 | 90/90-14 | 46M | TT | SUPER | 70000976 | 90/90-14 | 46M | TT | SUPER | TERRA FORCE-EX MH |
| 70000362 | 90/90-14 | 46M | TT | PIT CROSS | 70001000 | 90/90-14 | 46M | TT | PITCROSS | TERRA FORCE-MX MH |
| | 80/100-21 | 51R | TT | | 70000931 | 80/100-21 | 51M | TT | MEDIUM HARD TERRAIN | TERRA FORCE-MX MH |



| DISCONTINUED TYRES | | | | | REPLACEMENT TYRES | | | | | |
|-------------------------|--------------------|-------|--------------|------------------------|-------------------|--------------------|-------|--------------|---------------------|------------------------------|
| Code | Tyre size | LI/SS | Type (TL/TT) | Version | Code | Tyre size | LI/SS | Type (TL/TT) | Version | Tread pattern |
| C-21 STONEKING | | | | | | | | | | |
| | 80/100-21 | 51R | TT | HARD TERRAIN | 70000931 | 80/100-21 | 51M | TT | MEDIUM HARD TERRAIN | TERRA FORCE-MX MH |
| | 90/90-21 | 54R | TT | | 70000935 | 90/90-21 (3.00-21) | 54M | TT | MEDIUM HARD TERRAIN | TERRA FORCE-MX MH |
| | 90/90-21 (3.00-21) | 54R | TT | HARD TERRAIN | 70000935 | 90/90-21 (3.00-21) | 54M | TT | MEDIUM HARD TERRAIN | TERRA FORCE-MX MH |
| 70000333 | 90/90-21 (3.00-21) | 54R | TT | SUPER | 70000920 | 90/90-21 (3.00-21) | 54R | TT | SUPER | ENDURO TRAIL-RALLY MH |
| 70000332 | 90/90-21 (3.00-21) | 54R | TT | SUPER | 70000920 | 90/90-21 (3.00-21) | 54R | TT | SUPER | ENDURO TRAIL-RALLY MH |
| C-22 | | | | | | | | | | |
| | 120/90-18 | 65M | TT | ICE SOFT | | | | | | - |
| | 110/100-18 | 64L | TT | ICE | 70000989 | 110/100-18 | 64M | TT | ICE | TERRA FORCE-EX HT |
| 70000281 | 110/100-18 | 64N | TT | | 70000966 | 110/100-18 | 64M | TT | SUPER LIGHT | TERRA FORCE-EX MH |
| | 110/90-19 | 62L | TT | ICE | 70000990 | 110/90-19 | 62M | TT | ICE | TERRA FORCE-EX HT |
| 70000282 | 110/90-19 | 62N | TT | | 70000923 | 110/90-19 | 62M | TT | MEDIUM HARD TERRAIN | TERRA FORCE-MX MH |
| C-23 | | | | | | | | | | |
| | 80/100-21 | 51R | TT | SUPER | 70001073 | 80/100-21 | 51R | TT | SUPER | TERRA FORCE-EX MH |
| | 80/100-21 | 51N | TT | ICE | | | | | | - |
| 70000283 | 80/100-21 | 51R | TT | | 70001073 | 80/100-21 | 51R | TT | SUPER | TERRA FORCE-EX MH |
| C-24 CROSS | | | | | | | | | | |
| | 110/90-19 | 62M | TT | X SOFT TERRAIN | 70000936 | 110/90-19 | 62M | TT | SAND | TERRA FORCE-MX SAND 2 |
| | 110/90-19 | 62M | TT | | 70000936 | 110/90-19 | 62M | TT | SAND | TERRA FORCE-MX SAND 2 |
| C-25 EAGLE SAND | | | | | | | | | | |
| | 80/100-21 | 51M | TT | X SOFT TERRAIN | 70000950 | 80/100-21 | 51M | TT | SAND | TERRA FORCE-MX SAND |
| | 80/100-21 | 51M | TT | | 70000950 | 80/100-21 | 51M | TT | SAND | TERRA FORCE-MX SAND |
| C-26 EAGLE STONE | | | | | | | | | | |
| | 110/90-19 | 62M | TT | X HARD TERRAIN | 70000923 | 110/90-19 | 62M | TT | MEDIUM HARD TERRAIN | TERRA FORCE-MX MH |
| | 120/90-18 | 65M | TT | SUPER SOFT EXTREME | 70000952 | 120/90-18 | 65M | TT | SUPER SOFT | TERRA FORCE-EF |
| C-27 EAGLE STONE | | | | | | | | | | |
| | 80/100-21 | 51M | TT | X HARD TERRAIN | 70000931 | 80/100-21 | 51M | TT | MEDIUM HARD TERRAIN | TERRA FORCE-MX MH |
| | 90/100-21 | 57M | TT | X HARD TERRAIN | 70000934 | 90/100-21 | 57M | TT | MEDIUM HARD TERRAIN | TERRA FORCE-MX MH |
| C-28 TERRACROSS | | | | | | | | | | |
| | 100/90-19 | 57M | TT | MEDIUM TO HARD TERRAIN | 70000922 | 100/90-19 | 57M | TT | MEDIUM HARD TERRAIN | TERRA FORCE-MX MH |
| | 110/90-19 | 62M | TT | MEDIUM TO HARD TERRAIN | 70000923 | 110/90-19 | 62M | TT | MEDIUM HARD TERRAIN | TERRA FORCE-MX MH |
| | 100/90-19 | 57M | TT | | 70000922 | 100/90-19 | 57M | TT | MEDIUM HARD TERRAIN | TERRA FORCE-MX MH |
| | 110/90-19 | 62M | TT | | 70000923 | 110/90-19 | 62M | TT | MEDIUM HARD TERRAIN | TERRA FORCE-MX MH |
| C-29 TERRACROSS | | | | | | | | | | |
| | 80/100-21 | 51M | TT | ICE | 70000931 | 80/100-21 | 51M | TT | MEDIUM HARD TERRAIN | TERRA FORCE-MX MH |
| | 80/100-21 | 51M | TT | | 70000931 | 80/100-21 | 51M | TT | MEDIUM HARD TERRAIN | TERRA FORCE-MX MH |
| C-30 TERRACROSS | | | | | | | | | | |
| | 100/90-19 | 57M | TT | | 70000922 | 100/90-19 | 57M | TT | MEDIUM HARD TERRAIN | TERRA FORCE-MX MH |
| | 110/90-19 | 62M | TT | ICE | 70000990 | 110/90-19 | 62M | TT | ICE | TERRA FORCE-EX HT |
| | 110/90-19 | 62M | TT | | 70000923 | 110/90-19 | 62M | TT | MEDIUM HARD TERRAIN | TERRA FORCE-MX MH |
| E-02 TOURIST | | | | | | | | | | |
| 70000476 | 3.00-21 | 54S | TT | | | | | | | - |



| DISCONTINUED TYRES | | | | | REPLACEMENT TYRES | | | | | |
|------------------------------|---------------------|-------|--------------|--------------------|-------------------|---------------------|-------|--------------|---------------------|-------------------------------|
| Code | Tyre size | LI/SS | Type (TL/TT) | Version | Code | Tyre size | LI/SS | Type (TL/TT) | Version | Tread pattern |
| E-03 TOURIST | | | | | | | | | | |
| 70000477 | 3.50-18 | 62R | TT | | 70001083 | 3.50-18 | 62S | TT | ALL-TERRAIN | E-05 |
| E-12 RALLY STAR | | | | | | | | | | |
| 70000334 | 140/80-18 | 70R | TT | | 70000993 | 140/80-18 | 70R | TT | SUPER LIGHT | ENDURO TRAIL-RALLY PRO |
| 70000335 | 140/80-18 | 70R | TT | | 70000993 | 140/80-18 | 70R | TT | SUPER LIGHT | ENDURO TRAIL-RALLY PRO |
| E-13 RALLY STAR | | | | | | | | | | |
| 70000336 | 90/90-21 (3.00-21) | 54R | TT | | 70000994 | 90/90-21 | 54R | TT | SUPER LIGHT | ENDURO TRAIL-RALLY PRO |
| 70000337 | 90/90-21 (3.00-21) | 54R | TT | | 70000994 | 90/90-21 | 54R | TT | SUPER LIGHT | ENDURO TRAIL-RALLY PRO |
| EF-05 ENDURO | | | | | | | | | | |
| 70000234 | 120/80-19 | 63R | TT | SUPER | 70000924 | 120/80-19 | 63M | TT | MEDIUM HARD TERRAIN | TERRA FORCE-MX MH |
| 70000192 | 120/80-19 | 63R | TT | SUPER | 70000924 | 120/80-19 | 63M | TT | MEDIUM HARD TERRAIN | TERRA FORCE-MX MH |
| EF-07 MAJESTIC ENDURO | | | | | | | | | | |
| 70000193 | 110/80-18 | 58M | TT | SUPER | 70000951 | 110/80-18 | 58R | TT | SUPER | TERRA FORCE-EF |
| 70000236 | 110/80-18 | 58M | TT | SUPER | 70000951 | 110/80-18 | 58R | TT | SUPER | TERRA FORCE-EF |
| 70000194 | 120/90-18 | 71R | TT | SUPER LIGHT | 70000953 | 120/90-18 | 65M | TT | SUPER LIGHT | TERRA FORCE-EF |
| 70000195 | 120/90-18 | 71R | TT | SUPER | 70000954 | 120/90-18 | 65R | TT | SUPER | TERRA FORCE-EF |
| 70000235 | 120/90-18 | 71R | TT | REINF SUPER LIGHT | 70000953 | 120/90-18 | 65M | TT | SUPER LIGHT | TERRA FORCE-EF |
| 70000237 | 120/90-18 | 65M | TT | SUPER | 70000954 | 120/90-18 | 65R | TT | SUPER | TERRA FORCE-EF |
| 70000238 | 130/90-18 | 69R | TT | SUPER LIGHT | | | | | | - |
| 70000196 | 130/90-18 | 69R | TT | SUPER LIGHT | | | | | | - |
| 70000239 | 130/90-18 | 69R | TT | SUPER | | | | | | - |
| 70000197 | 130/90-18 | 69R | TT | SUPER | | | | | | - |
| 70000198 | 140/80-18 | 70R | TT | SUPER SOFT EXTREME | 70000955 | 140/80-18 | 70M | TT | SUPER SOFT | TERRA FORCE-EF |
| 70000199 | 140/80-18 | 70R | TT | SUPER LIGHT | 70000956 | 140/80-18 | 70R | TT | SUPER LIGHT | TERRA FORCE-EF |
| 70000200 | 140/80-18 | 70R | TT | SUPER | 70000957 | 140/80-18 | 70R | TT | SUPER | TERRA FORCE-EF |
| 70000242 | 140/80-18 | 70R | TT | SUPER | 70000957 | 140/80-18 | 70R | TT | SUPER | TERRA FORCE-EF |
| 70000241 | 140/80-18 | 70R | TT | SUPER LIGHT | 70000956 | 140/80-18 | 70R | TT | SUPER LIGHT | TERRA FORCE-EF |
| 70000240 | 140/80-18 | 70R | TT | SUPER SOFT EXTREME | 70000955 | 140/80-18 | 70M | TT | SUPER SOFT | TERRA FORCE-EF |
| H-01 | | | | | | | | | | |
| 70000007 | 2.75-19 (80/100-19) | 43P | TT | | 70000912 | 2.75-19 | 43P | TT | | H-06 |
| 70000008 | 3.00-19 | 49P | TT | | 70000913 | 3.00-19 | 49P | TT | | H-06 |
| 70000009 | 3.25-19 | 54P | TT | | 70000916 | 3.25-19 | 54P | TT | | H-06 |
| H-05 | | | | | | | | | | |
| 70000021 | 3.25-16 | 55P | TT | | 70000914 | 3.25-16 | 55P | TT | | H-06 |
| H-11 | | | | | | | | | | |
| 70000037 | 130/90-16 | 67T | TT | | 70000031 | 130/90-16 (MT90-16) | 67H | TL* | | CUSTOM FORCE |
| H-14 LIGHTNING | | | | | | | | | | |
| 70000038 | 90/90-19 (3.00-19) | 52T | TT | | | | | | | - |
| H-15 LIGHTNING | | | | | | | | | | |
| 70000039 | 110/90-18 (4.00-18) | 64T | TT | | | | | | | - |
| MC-18 | | | | | | | | | | |
| 70000040 | 110/80-17 | 57P | TL* | | | | | | | - |



MC-18

SX30

TERRA FORCE-EH

TERRA FORCE-MX MH

| DISCONTINUED TYRES | | | | | REPLACEMENT TYRES | | | | | |
|--------------------------|---------------------|-------|--------------|------------------------|-------------------|---------------------|-------|--------------|---------------------|---------------------------|
| Code | Tyre size | LI/SS | Type (TL/TT) | Version | Code | Tyre size | LI/SS | Type (TL/TT) | Version | Tread pattern |
| MC-18 | | | | | | | | | | |
| / | 90/80-17 | 46P | TL | | | | | | | - |
| / | 90/80-17 | 46P | TL | RACING SOFT | | | | | | - |
| 70000041 | 90/80-17 | 46P | TL* | | | | | | | - |
| SX30 | | | | | | | | | | |
| | 60/100-14 | 30M | TT | INTERMEDIATE TERRAIN | 70000926 | 60/100-14 | 29M | TT | MEDIUM HARD TERRAIN | TERRA FORCE-MX MH |
| | 80/100-12 (2.50-12) | 50M | TT | INTERMEDIATE TERRAIN | 70000930 | 80/100-12 | 50M | TT | MEDIUM HARD TERRAIN | TERRA FORCE-MX MH |
| TERRA FORCE-EH | | | | | | | | | | |
| 70000209 | 120/90-18 | 65M | TT | SUPER SOFT EXTREME | 70000952 | 120/90-18 | 65M | TT | SUPER SOFT | TERRA FORCE-EF |
| 70000210 | 140/80-18 | 70M | TT | SUPER SOFT EXTREME | 70000955 | 140/80-18 | 70M | TT | SUPER SOFT | TERRA FORCE-EF |
| 70000251 | 120/90-18 | 65M | TT | SUPER SOFT EXTREME | 70000952 | 120/90-18 | 65M | TT | SUPER SOFT | TERRA FORCE-EF |
| 70000252 | 140/80-18 | 70M | TT | SUPER SOFT EXTREME | 70000962 | 140/80-18 | 70M | TT | SUPER SOFT | TERRA FORCE-EF PRO |
| TERRA FORCE-MX MH | | | | | | | | | | |
| 70000118 | 70/100-10 (2.50-10) | 41J | TT | | 70000927 | 70/100-10 | 41M | TT | MEDIUM HARD TERRAIN | TERRA FORCE-MX MH |
| 70000114 | 60/100-12 | 36J | TT | | 70000925 | 60/100-12 | 36M | TT | MEDIUM HARD TERRAIN | TERRA FORCE-MX MH |
| 70000124 | 80/100-12 | 50M | TT | | 70000930 | 80/100-12 (2.50-12) | 50M | TT | MEDIUM HARD TERRAIN | TERRA FORCE-MX MH |
| 70000116 | 60/100-14 | 29M | TT | | 70000926 | 60/100-14 | 29M | TT | MEDIUM HARD TERRAIN | TERRA FORCE-MX MH |
| 70000294 | 60/100-14 | 30M | TT | WIN FRIC | | | | | | - |
| 70000321 | 60/100-14 | 29M | TT | SPIKE | | | | | | - |
| 70000128 | 90/100-14 | 49M | TT | | 70000932 | 90/100-14 | 49M | TT | MEDIUM HARD TERRAIN | TERRA FORCE-MX MH |
| 70000213 | 90/100-16 | 51M | TT | SUPER SOFT EXTREME | 70000973 | 90/100-16 | 51M | TT | SUPER SOFT | TERRA FORCE-EX MH |
| 70000255 | 90/100-16 | 51M | TT | SUPER SOFT EXTREME | 70000973 | 90/100-16 | 51M | TT | SUPER SOFT | TERRA FORCE-EX MH |
| | 90/100-16 | 51M | TT | | 70000933 | 90/100-16 | 51M | TT | MEDIUM HARD TERRAIN | TERRA FORCE-MX MH |
| 70000130 | 90/100-16 | 51M | TT | | 70000933 | 90/100-16 | 51M | TT | MEDIUM HARD TERRAIN | TERRA FORCE-MX MH |
| 70000120 | 70/100-17 | 40M | TT | | 70000928 | 70/100-17 | 40M | NHS | MEDIUM HARD TERRAIN | TERRA FORCE-MX MH |
| 70000102 | 100/100-18 | 59M | TT | MEDIUM TO HARD | 70001071 | 100/100-18 | 59R | TT | SUPER | TERRA FORCE-EX MH |
| 70000101 | 100/100-18 | 59M | TT | | 70001071 | 100/100-18 | 59R | TT | SUPER | TERRA FORCE-EX MH |
| 70000106 | 110/100-18 | 64M | TT | MEDIUM TO HARD | 70000966 | 110/100-18 | 64M | TT | SUPER LIGHT | TERRA FORCE-EX MH |
| 70000105 | 110/100-18 | 64M | TT | | 70000966 | 110/100-18 | 64M | TT | SUPER LIGHT | TERRA FORCE-EX MH |
| 70000211 | 120/90-18 | 65M | TT | SUPER SOFT EXTREME | 70000968 | 120/90-18 | 65M | TT | SUPER SOFT | TERRA FORCE-EX MH |
| 70000111 | 120/90-18 | 65M | TT | MEDIUM TO HARD | 70000970 | 120/90-18 | 65R | TT | SUPER | TERRA FORCE-EX MH |
| 70000112 | 120/90-18 | 65M | TT | MEDIUM TO HARD | 70000970 | 120/90-18 | 65R | TT | SUPER | TERRA FORCE-EX MH |
| 70000253 | 120/90-18 | 65M | TT | SUPER SOFT | 70000968 | 120/90-18 | 65M | TT | SUPER SOFT | TERRA FORCE-EX MH |
| 70000104 | 100/90-19 | 57M | TT | MEDIUM TO HARD TERRAIN | 70000922 | 100/90-19 | 57M | TT | MEDIUM HARD TERRAIN | TERRA FORCE-MX MH |
| 70000108 | 110/90-19 | 62M | TT | MEDIUM TO HARD TERRAIN | 70000923 | 110/90-19 | 62M | TT | MEDIUM HARD TERRAIN | TERRA FORCE-MX MH |
| 70000109 | 120/80-19 | 63M | TT | MEDIUM TO HARD TERRAIN | 70000924 | 120/80-19 | 63M | TT | MEDIUM HARD TERRAIN | TERRA FORCE-MX MH |
| 70000212 | 70/100-19 | 42M | TT | SUPER | 70000971 | 70/100-19 | 42M | TT | SUPER | TERRA FORCE-EX MH |
| 70000254 | 70/100-19 | 42M | TT | SUPER | 70000971 | 70/100-19 | 42M | TT | SUPER | TERRA FORCE-EX MH |
| 70000122 | 70/100-19 | 42M | TT | | 70000929 | 70/100-19 | 42M | TT | MEDIUM HARD TERRAIN | TERRA FORCE-MX MH |
| | 70/100-19 | 42M | TT | | 70000929 | 70/100-19 | 42M | TT | MEDIUM HARD TERRAIN | TERRA FORCE-MX MH |
| 70000126 | 80/100-21 | 51M | TT | MEDIUM TO HARD TERRAIN | 70000931 | 80/100-21 | 51M | TT | MEDIUM HARD TERRAIN | TERRA FORCE-MX MH |
| 70000215 | 90/100-21 | 57M | TT | SUPER LIGHT | 70000977 | 110/100-18 | 64R | TT | SUPER LIGHT | TERRA FORCE-EX SM |



| DISCONTINUED TYRES | | | | | REPLACEMENT TYRES | | | | | |
|----------------------------|---------------------|-------|--------------|------------------------|-------------------|--------------------|-------|--------------|---------------------|------------------------------|
| Code | Tyre size | LI/SS | Type (TL/TT) | Version | Code | Tyre size | LI/SS | Type (TL/TT) | Version | Tread pattern |
| TERRA FORCE-MX MH | | | | | | | | | | |
| 70000214 | 90/100-21 | 57M | TT | SUPER | 70000977 | 110/100-18 | 64R | TT | SUPER LIGHT | TERRA FORCE-EX SM |
| 70000256 | 90/100-21 | 57M | TT | SUPER LIGHT | 70000977 | 110/100-18 | 64R | TT | SUPER LIGHT | TERRA FORCE-EX SM |
| 70000257 | 90/100-21 | 57M | TT | SUPER | 70000977 | 110/100-18 | 64R | TT | SUPER LIGHT | TERRA FORCE-EX SM |
| 70000132 | 90/100-21 | 57M | TT | | 70000934 | 90/100-21 | 57M | TT | MEDIUM HARD TERRAIN | TERRA FORCE-MX MH |
| 70000134 | 90/90-21 (3.00-21) | 54M | TT | MEDIUM TO HARD TERRAIN | 70000935 | 90/90-21 (3.00-21) | 54M | TT | MEDIUM HARD TERRAIN | TERRA FORCE-MX MH |
| TERRA FORCE-MX SAND | | | | | | | | | | |
| 70000142 | 80/100-12 | 50M | TT | | 70000977 | 110/100-18 | 64R | TT | SUPER LIGHT | TERRA FORCE-EX SM |
| 70000142 | 80/100-12 | 50M | TT | | | | | | | - |
| 70000141 | 80/100-12 (2.50-12) | 50M | TT | SAND | | | | | | - |
| 70000146 | 90/100-16 | 51M | TT | SAND | | | | | | - |
| 70000145 | 90/100-16 | 51M | TT | SAND | | | | | | - |
| 70000146 | 90/100-16 | 51M | TT | SAND | | | | | | - |
| 70000135 | 100/90-19 | 57M | TT | SAND | year 2024 | 100/90-19 | 57M | TT | | TERRA FORCE-MX SAND 2 |
| 70000136 | 100/90-19 | 57M | TT | SAND | year 2024 | 100/90-19 | 57M | TT | | TERRA FORCE-MX SAND 2 |
| 70000136 | 100/90-19 | 57M | TT | SAND | year 2024 | 100/90-19 | 57M | TT | | TERRA FORCE-MX SAND 2 |
| 70000137 | 110/90-19 | 62M | TT | SAND | 70000936 | 110/90-19 | 62M | TT | SAND | TERRA FORCE-MX SAND 2 |
| 70000138 | 110/90-19 | 62M | TT | SAND | 70000977 | 110/100-18 | 64R | TT | SUPER LIGHT | TERRA FORCE-EX SM |
| 70000138 | 110/90-19 | 62M | TT | SAND | 70000977 | 110/100-18 | 64R | TT | SUPER LIGHT | TERRA FORCE-EX SM |
| 70000139 | 120/80-19 | 63M | TT | SAND | 70000977 | 110/100-18 | 64R | TT | SUPER LIGHT | TERRA FORCE-EX SM |
| 70000139 | 120/80-19 | 63M | TT | SAND | 70000977 | 110/100-18 | 64R | TT | SUPER LIGHT | TERRA FORCE-EX SM |
| 70000140 | 120/80-19 | 63M | TT | SAND | 70000977 | 110/100-18 | 64R | TT | SUPER LIGHT | TERRA FORCE-EX SM |
| 70000143 | 80/100-21 | 51M | TT | SAND | 70000950 | 80/100-21 | 51M | TT | SAND | TERRA FORCE-MX SAND |
| 70000144 | 80/100-21 | 51M | TT | SAND | 70000950 | 80/100-21 | 51M | TT | SAND | TERRA FORCE-MX SAND |
| 70000144 | 80/100-21 | 51M | TT | SAND | 70000950 | 80/100-21 | 51M | TT | SAND | TERRA FORCE-MX SAND |
| TERRA FORCE-MX SM | | | | | | | | | | |
| 70000162 | 70/100-10 (2.50-10) | 41J | TT | | 70000941 | 70/100-10 | 41M | TT | SOFT MEDIUM TERRAIN | TERRA FORCE-MX SM |
| 70000162 | 70/100-10 (2.50-10) | 41J | TT | | 70000941 | 70/100-10 | 41M | TT | SOFT MEDIUM TERRAIN | TERRA FORCE-MX SM |
| 70000162 | 70/100-10 (2.50-10) | 41J | TT | | 70000941 | 70/100-10 | 41M | TT | SOFT MEDIUM TERRAIN | TERRA FORCE-MX SM |
| 70000164 | 70/100-14 | 40M | TT | | 70000942 | 70/100-14 | 40M | TT | SOFT MEDIUM TERRAIN | TERRA FORCE-MX SM |
| 70000174 | 90/100-14 | 49M | TT | | 70000947 | 90/100-14 | 49M | TT | SOFT MEDIUM TERRAIN | TERRA FORCE-MX SM |
| 70000298 | 90/100-14 | 49M | TT | WIN FRIC | | | | | | - |
| 70000325 | 90/100-14 | 49M | TT | SPIKE | | | | | | - |
| 70000299 | 90/100-16 | 51M | TT | WIN FRIC | 70001074 | 90/100-16 | 51M | TT | ICE | TERRA FORCE-EX HT |
| 70000176 | 90/100-16 | 51M | TT | SOFT TO MEDIUM TERRAIN | 70000948 | 90/100-16 | 51M | TT | SOFT MEDIUM TERRAIN | TERRA FORCE-MX SM |
| 70000326 | 90/100-16 | 51M | TT | SPIKE | | | | | | - |
| 70000295 | 70/100-17 | 40M | TT | WIN FRIC | | | | | | - |
| 70000166 | 70/100-17 | 40M | TT | | 70000943 | 70/100-17 | 40M | TT | SOFT MEDIUM TERRAIN | TERRA FORCE-MX SM |
| 70000322 | 70/100-17 | 40M | TT | SPIKE | | | | | | - |
| 70000147 | 100/100-18 | 59M | TT | SOFT TO MEDIUM | 70001071 | 100/100-18 | 59R | TT | SUPER | TERRA FORCE-EX MH |
| 70000148 | 100/100-18 | 59M | TT | SOFT TO MEDIUM | 70001071 | 100/100-18 | 59R | TT | SUPER | TERRA FORCE-EX MH |
| 70000217 | 110/100-18 | 64M | TT | SUPER LIGHT | 70000977 | 110/100-18 | 64R | TT | SUPER LIGHT | TERRA FORCE-EX SM |



| DISCONTINUED TYRES | | | | | REPLACEMENT TYRES | | | | | |
|--------------------------|--------------------|-------|--------------|------------------------|-------------------|--------------------|-------|--------------|---------------------|--------------------------|
| Code | Tyre size | LI/SS | Type (TL/TT) | Version | Code | Tyre size | LI/SS | Type (TL/TT) | Version | Tread pattern |
| TERRA FORCE-MX SM | | | | | | | | | | |
| 70000151 | 110/100-18 | 64M | TT | SOFT TO MEDIUM | 70000977 | 110/100-18 | 64R | TT | SUPER LIGHT | TERRA FORCE-EX SM |
| 70000152 | 110/100-18 | 64M | TT | | 70000977 | 110/100-18 | 64R | TT | SUPER LIGHT | TERRA FORCE-EX SM |
| 70000259 | 110/100-18 | 64M | TT | | 70000977 | 110/100-18 | 64R | TT | SUPER LIGHT | TERRA FORCE-EX SM |
| 70000220 | 120/90-18 | 65M | TT | SUPER LIGHT | 70000978 | 120/90-18 | 65R | TT | SUPER LIGHT | TERRA FORCE-EX SM |
| 70000158 | 120/90-18 | 65M | TT | SOFT TO MEDIUM | 70000979 | 120/90-18 | 65R | TT | SUPER | TERRA FORCE-EX SM |
| 70000262 | 120/90-18 | 57M | TT | SUPER LIGHT | 70000978 | 120/90-18 | 65R | TT | SUPER LIGHT | TERRA FORCE-EX SM |
| 70000261 | 120/90-18 | 57M | TT | SUPER | 70000979 | 120/90-18 | 65R | TT | SUPER | TERRA FORCE-EX SM |
| 70000157 | 120/90-18 | 65M | TT | SOFT TO MEDIUM | 70000979 | 120/90-18 | 65R | TT | SUPER | TERRA FORCE-EX SM |
| 70000219 | 120/90-18 | 65M | TT | SUPER | 70000979 | 120/90-18 | 65R | TT | SUPER | TERRA FORCE-EX SM |
| 70000150 | 100/90-19 | 57M | TT | SOFT TO MEDIUM TERRAIN | 70000937 | 100/90-19 | 57M | TT | SOFT MEDIUM TERRAIN | TERRA FORCE-MX SM |
| 70000258 | 100/90-19 | 57M | TT | SUPER LIGHT | 70000937 | 100/90-19 | 57M | TT | SOFT MEDIUM TERRAIN | TERRA FORCE-MX SM |
| 70000216 | 100/90-19 | 57M | TT | SUPER LIGHT | 70000937 | 100/90-19 | 57M | TT | SOFT MEDIUM TERRAIN | TERRA FORCE-MX SM |
| 70000154 | 110/90-19 | 62M | TT | SOFT TO MEDIUM TERRAIN | 70000938 | 110/90-19 | 62M | TT | SOFT MEDIUM TERRAIN | TERRA FORCE-MX SM |
| 70000260 | 110/90-19 | 62M | TT | SUPER LIGHT | 70000938 | 110/90-19 | 62M | TT | SOFT MEDIUM TERRAIN | TERRA FORCE-MX SM |
| 70000218 | 110/90-19 | 62M | TT | SUPER LIGHT | 70000938 | 110/90-19 | 62M | TT | SOFT MEDIUM TERRAIN | TERRA FORCE-MX SM |
| 70000156 | 120/80-19 | 63M | TT | SOFT TO MEDIUM TERRAIN | 70000939 | 120/80-19 | 63M | TT | SOFT MEDIUM TERRAIN | TERRA FORCE-MX SM |
| 70000296 | 70/100-19 | 42M | TT | WIN FRIC | 70001075 | 70/100-19 | 42M | TT | ICE | TERRA FORCE-EX HT |
| 70000168 | 70/100-19 | 42M | TT | SOFT TO MEDIUM TERRAIN | 70000944 | 70/100-19 | 42M | TT | SOFT MEDIUM TERRAIN | TERRA FORCE-MX SM |
| 70000323 | 70/100-19 | 42M | TT | SPIKE | | | | | | - |
| 70000172 | 80/100-21 | 51M | TT | SUPER LIGHT | 70000921 | 80/100-21 | 51M | TT | SUPER LIGHT | TERRA FORCE-EX SM |
| 70000263 | 90/90-21 | 54M | TT | SUPER LIGHT | 70000963 | 90/90-21 | 54R | TT | SUPER LIGHT | TERRA FORCE-EF SM |
| 70000264 | 90/90-21 | 54M | TT | SUPER | 70000964 | 90/90-21 | 54R | TT | SUPER | TERRA FORCE-EF SM |
| 70000221 | 90/90-21 (3.00-21) | 54M | TT | SUPER LIGHT | 70000963 | 90/90-21 | 54R | TT | SUPER LIGHT | TERRA FORCE-EF SM |
| 70000222 | 90/90-21 (3.00-21) | 54M | TT | SUPER | 70000964 | 90/90-21 | 54R | TT | SUPER | TERRA FORCE-EF SM |
| 70000178 | 90/90-21 (3.00-21) | 54M | TT | SOFT TO MEDIUM TERRAIN | 70000949 | 90/90-21 | 54M | TT | SOFT MEDIUM TERRAIN | TERRA FORCE-MX SM |
| XT-434 | | | | | | | | | | |
| 70000300 | 80/100-21 | 51M | TT | WIN FRIC | | | | | | - |
| | 80/100-21 | 51M | TT | SPIKE | | | | | | - |
| 70000327 | 80/100-21 | 51M | TT | SPIKE | | | | | | - |
| XT-444 | | | | | | | | | | |
| 70000301 | 90/90-21 (3.00-21) | 51M | TT | WIN FRIC | 70000991 | 90/90-21 (3.00-21) | 51M | TT | ICE | TERRA FORCE-EX HT |
| | 3.00-21 | 51M | TT | WIN FRIC SPIKE | | | | | | - |
| 70000328 | 3.00-21 | 51M | TT | SPIKE | | | | | | - |
| XT-454 | | | | | | | | | | |
| 70000223 | 110/100-18 | 54M | TT | SUPER SOFT EXTREME | 70000967 | 110/100-18 | 64M | TT | SUPER SOFT | TERRA FORCE-EX MH |
| 70000302 | 110/100-18 | 64M | TT | WIN FRIC | 70000989 | 110/100-18 | 64M | TT | ICE | TERRA FORCE-EX HT |
| | 110/100-18 | 64M | TT | | 70000966 | 110/100-18 | 64M | TT | SUPER LIGHT | TERRA FORCE-EX MH |
| | 110/100-18 | 64M | TT | WIN FRIC SPIKE | | | | | | - |
| 70000329 | 110/100-18 | 64M | TT | SPIKE | | | | | | - |
| 70000303 | 110/90-19 | 62M | TT | WIN FRIC | 70000990 | 110/90-19 | 62M | TT | ICE | TERRA FORCE-EX HT |
| | 110/90-19 | 62M | TT | | | | | | | - |



XT-454

XT-754

XT-914

XT-946

XT-994

| DISCONTINUED TYRES | | | | | REPLACEMENT TYRES | | | | | |
|--------------------|------------|------|--------------|----------------|-------------------|------------|------|--------------|---------------------|--------------------------|
| Code | Tyre size | L/SS | Type (TL/TT) | Version | Code | Tyre size | L/SS | Type (TL/TT) | Version | Tread pattern |
| XT-454 | | | | | | | | | | |
| 70000330 | 110/90-19 | 62M | TT | SPIKE | | | | | | - |
| XT-754 | | | | | | | | | | |
| | 90/100-16 | 52M | TT | | 70000933 | 90/100-16 | 51M | TT | MEDIUM HARD TERRAIN | TERRA FORCE-MX MH |
| | 90/100-16 | 52M | TT | WIN FRIC | | | | | | - |
| 70000284 | 110/100-18 | 64P | TT | | 70000966 | 110/100-18 | 64M | TT | SUPER LIGHT | TERRA FORCE-EX MH |
| 70000224 | 120/90-18 | 65M | TT | SUPER LIGHT | 70000981 | 120/90-18 | 65M | TT | SUPER LIGHT | TERRA FORCE-EX XT |
| 70000286 | 120/90-18 | 65P | TT | | 70000987 | 120/90-18 | 65R | TT | SUPER | TERRA FORCE-EX XT |
| 70000265 | 120/90-18 | 65M | TT | SUPER LIGHT | 70000981 | 120/90-18 | 65M | TT | SUPER LIGHT | TERRA FORCE-EX XT |
| | 100/100-19 | 62M | TT | | | | | | | - |
| 70000285 | 110/90-19 | 62M | TT | | 70000986 | 110/90-19 | 62R | TT | SUPER | TERRA FORCE-EX XT |
| XT-914 | | | | | | | | | | |
| | 80/100-21 | 51R | TT | | 70000931 | 80/100-21 | 51M | TT | MEDIUM HARD TERRAIN | TERRA FORCE-MX MH |
| XT-946 | | | | | | | | | | |
| | 110/100-18 | 64M | TT | | 70000966 | 110/100-18 | 64M | TT | SUPER LIGHT | TERRA FORCE-EX MH |
| 70001152 | 120/100-18 | 68M | TT | SUPER LIGHT | 70000992 | 120/100-18 | 68M | TT | SUPER LIGHT | TERRA FORCE-EX MH |
| 70000304 | 120/100-18 | 68M | TT | ICE SOFT | | | | | | - |
| | 120/100-18 | 68M | TT | | 70000992 | 120/100-18 | 68M | TT | SUPER LIGHT | TERRA FORCE-EX MH |
| 70000305 | 120/90-19 | 64M | TT | SUPER LIGHT | 70000984 | 120/90-19 | 66N | TT | | STONE KING |
| XT-994 | | | | | | | | | | |
| 70000306 | 80/100-21 | 51M | TT | WIN FRIC | | | | | | - |
| 70000331 | 80/100-21 | 51M | TT | SPIKE | | | | | | - |
| | 80/100-21 | 51R | TT | WIN FRIC SPIKE | | | | | | - |





Mitas Motorcycle Tyres

Škofjeloška cesta 6,
4000 Kranj, Slovenia
Phone: +386 4 206 58 83

info-moto@mitas-tyres.com



Printing errors and mistakes reserved. 2023 | 1

KEEP ON RIDING

mitas-moto.com     [@mitasmoto](https://www.instagram.com/mitasmoto)

Mitas