



VEE TIRE CO.

TAKE YOURSELF FURTHER

2020 PRODUCT CATALOG

VEETIRECO.COM



VEE TIRE CO.

TAKE YOURSELF FURTHER

2

VEE TIRE CO | #TAKEYOURSELF FURTHER

This is how we are.

When it comes to tire manufacturing we consider our factory a kitchen and everyone from engineering to quality control are the chefs who create the final product: a delicious, necessary tire that satisfies your taste for cycling.

Our kitchen in Samut Sakhon, Thailand, opened in 1977. This is where our chefs learned how to cook dishes that meet international tastes while still maintaining a heritage as famous as pad thai and tom yum goong that is served in every Thai restaurant throughout the world. The exception is we have our own unique recipes, raw materials, production lines and testing tools allowing us to handcraft all our tires with ultimate perfection, as if cooking from our favorite food menu directly from our home to yours.

We've worked hard to become a top global tire manufacturer that meets the demands of every aspect of cycling, from professional to recreation to youth. We keep our minds open by accepting new ideas from our customers, sponsored racing teams, ambassadors, media, trade shows and vendors. We challenge ourselves to push the boundaries of technology, design, product development and marketing. Our operation has expanded from just Thailand to new facilities in Vietnam and India. Our global distribution channel has grown to 34 countries across North America, Europe, Africa and the Asian Pacific region.

Through all this our goal of making the best tires available remains constant. In 2018 we created a revolutionary new sticky compound for gravity racing and in 2019 we focused on producing one of the lightest cross-country tubeless tires on the market. Our biggest advantage is that we have every resource in one place allowing us to design and produce products faster than our competition with better, stricter quality control. At VeeTires cooking up the best tires in the world is our passion!



BY YOUR OWN

WORLD CHAMPION

EVERY DAY, EVERY RIDE

#TAKEYOURSELF FURTHER

TWAN VAN GENDT

2019 ELITE
MEN'S WORLD
CHAMPION



"The team immediately felt a huge difference, especially with so little rolling resistance, which is great. Together with the factory we discussed the extra needs for Supercross tracks and tested several compounds. We found the best solution and now we only want to ride Vee tires! This was proven at the World Championships in Zolder, Belgium, where Twan van Gendt (Netherlands) became World Champion!"

-- Martijn Jaspers, Manager/Trainer/Coach, Team Oegema-TVE

At the start of the 2019 season Team Oegema-TVE and VeeTire Co. began a partnership and it was a huge success, culminating in a BMX World Championship gold medal. Together with the race team and our factory in Thailand we discussed specific needs for Supercross-style BMX tracks and began testing several different compounds. We found the best solution was our new Fast50 which provides ultimate grip on hard surfaces dry or wet with a forgiving compound that damps small stutter bumps so every watt of power produced goes directly into forward motion. Our Fast50 also provides the best cornering grip while still providing the lowest rolling resistance on the market. How good? Ask Twan van Gendt who rode our Speedbooster with Fast50 compound to the 2019 Elite Men's World Championship in a wet and chaotic Zolder, Belgium, finale.

"In those wet and slippery conditions, where a lot of competitors crashed, I was lucky to have Vee tires on my bike," said Twan immediately after. "Without them I would've crashed for sure, this title was made possible by VeeTire Co.!"

Anything is possible with Vee tires.

#takeyourselffurther





**VEE FACTORY
MATIC**

Formula

Pinna






VEE FACTORY RIDE

We love racing because it pushes our boundaries to create better tires for racers as well as our customers worldwide so in 2018 we stepped up the game by working closely with Propain Dirt Sixpack to create a totally new downhill racing tire with a redesigned rounder profile, more aggressive knobs and stronger sidewalls. But, the most complex challenge was creating a new, highly specific compound. As elite racers, they often use a bit higher tire pressure to minimize punctures while expecting the knobs to still maintain grip and traction comparable to lower pressures. As a result, we created our ultra-slow rebound Top 40 compound.

Late last year we brought this once "team only" tire into mass production, it's called Snap WCE (World Cup Edition) and media reviews have been off the charts, praising the tire's amazing grip, predictable handling and pro-level performance. Check the reviews out at pinkbike.com, vitalmtb.com, bikeradar.com, singletracks.com, and more to find out that the hype is about!

CASING CONSTRUCTION



GRAVITY
CORE

This complex casing combines our 2-ply and Synthesis technology for protection that is three layers strong. Our highest level of defense, Gravity Core has been developed to remain light and maneuverable for downhill while still offering supreme durability.



ENDURO
CORE

Our 1-ply casing with Apex is the perfect traction to weight mixture for enduro and all-mountain riding. Enduro Core is designed to rail the downhills while retaining climbing prowess.



PLUS SIZE

This specifically engineered 1.5 ply casing is the ultimate mixture for fatter tires that need better support in the turns and over harsh terrain at lower tire pressures. Often imitated never duplicated.



SYNTHESIS
SYNTHESIS
SKIN IN WALL

This specially woven and lightweight layer gives additional puncture and slice protection to our tires. Adapted from our road tire technology, Synthesis is lighter than our standard casing, enhances performance and features a high-end aesthetic exterior.

TECHNICAL ASPECT



B-PROOF
ARAMID BELT

Our B-Proof casing features a speciality material that adds extra protection without the weight. Nearly identical to a fabric seal, the casing is paper thin but adds extreme strength.

B-PROOF
RUBBER BELT

Our new Rubber Belt technology makes your tires nearly flatproof, with a 5mm thick strip of specialized rubber between your tread and the tube. This flexible protection is great for riding in all conditions and completely resists tears or punctures.






For several popular fat tires such as our Snowshoe XL and Snow Avalanche we can now equip them as studded (240 studs in the tread blocks). Our studs are made from aluminum with concave tungsten carbide tips to provide supreme grip on hard packed ice and packed snow.



#TAKEYOURSELF FURTHER



TECHNICAL ASPECT COMPOUND EXPLANATION

TOP40 COMPOUND

We invented the soft rubber compound concept for mountain bikes and it's now the most copied and imitated design technology in all of the bike tire industry. It comes from our expertise in motorcycle racing, both road and off-road. Our legendary Top 40 uses a medium durometer 40 low hard center section with ultra-grippy 42 low hard side blocks to create the perfect combination of speed and handling for downhill and enduro.

FAST-50 COMPOUND

World Championship proven, this compound is the fastest we've ever created. It's grippy for sure in corners, professional level grippy and it rolls faster than any other tire we've ever created. This compound is made to go fast in dryer to moist high-speed race conditions and everyday trail riding. Available in knobbed and semi-slick for BMX, downhill, enduro and bike park riding when speed is the only thing that matters.

TACKEE COMPOUND

One of our softest compounds, it maintains industry-leading stickiness for all mountain and enduro riding. Unlike other soft compounds offered by our competitors, our New Tackee compound offers exceptional rebound characteristics at all speeds for more control on the roughest downhills. This compound features a low hardness of 52/48.

DCC COMPOUND

Our Dual Control Compound features two kinds of materials for speed and control. With a low hardness of 56 in the center and a lower 48 on the sides, this allows our tires to maintain very low rolling resistance while maintaining extra grippy cornering.

SILICA COMPOUND

For this compound we borrowed technology from our car and motorcycle industry to bring you a rubber that maintains superior performance in colder to below freezing conditions. This soft material maintains a low rolling resistance and cornering grip in all temperatures with a low hardness rating of 57.

PSC COMPOUND

Our Pure Silica compound features all the benefits of our original silica, but to an amplified level. Utilizing more of our softer silica rubber, Pure Silica has better snow and frost performance, is quieter on the pavement, and allows less debris to stick to the tire. Plus, with more pure silica rubber our Pure Silica tires have a more natural rubber look. This compound maintains a low hardness of 50.



LSG+
COMPOUND

LSG
COMPOUND

ENERGETIC
COMPOUND

MPC
COMPOUND

∞
COMPOUND

WAW
EDITION

For the fastest BMX racers in the world, we keep pushing our limits to find the ultimate compound. Based from our road bike compound with 66 hardness we took that and applied it to BMX racing. This compound provides the lowest rolling resistance available for hard pack circuits while keeping optimum grip for starts, berms, table top jumps and your finish line sprint.

Our Low Specific Gravity compound is incredibly lightweight. Designed for BMX racing, it allows for superior speed with a hardness of 66 on our 100 point scale.

Energetic compound is designed specifically for city trekking. VEE Tire Co. recognizes that urban terrain calls for added durability. This compound resists punctures and features a hardness of 60, allowing for low rolling resistance on both traditional and E-bikes to conserve both your leg energy and your bike's battery life.

This Multipurpose compound is a smorgasbord of design technology. It's designed with all terrain conditions in mind for long mileage and flat protection. This compound provides durability and lengthens the life of the tire with a low-hardness rating of 56.

Our continuum compound is designed to make our road bike tires as fast as possible. With a low hardness of 66 on our 100-point scale, this compound offers a high level of durability and very low rolling resistance.

Our WAW compound is the softest of all our rubbers, designed specifically for sticking trial stunts. With a low-hardness of 42, this glue-like compound offers excellent grip in both dry and wet conditions over rocks, root, dirt and concrete.



VEE TIRE CO. FACTORY RIDER

AT VEE TIRE CO. WE HAVE A STRONG ROSTER OF SPONSORED TEAMS, INDIVIDUAL RIDERS AND AMBASSADORS IN ALL DISCIPLINES, INCLUDING A CURRENT WORLD CHAMPION. WE'VE CHOSEN THESE RIDERS NOT ONLY BECAUSE THEY REPRESENT THE BEST AND FASTEST BUT ALSO BECAUSE THEY PROVIDE US WITH INVALUABLE FEEDBACK AND GUIDANCE ON DESIGN TRENDS AND TIRE PERFORMANCE. THEY ARE INVOLVED IN R&D AND PROVIDE CONSTANT FEEDBACK TO OUR DESIGNERS AND ENGINEERS SO YOU GET A BETTER TIRE WITH THE BEST POSSIBLE PERFORMANCE.



PROPAIN FACTORY TEAM



BMX TEAM OEGEMA TVE



ST. GEORGE CONTINENTAL CYCLING TEAM



ELIOS CODE XC TEAM



VINCENT TUPIN



ELIOTT LAPOTRE



DJ BRANDT



STEVE SCHNEIDER



DAVID CACHON



TOMMY ZULA



JORDIE LUNN



KATE LEEMING



ALEX VOLAKHOV



JOHANNES FISCHBACH



ANTON METSARINTA



MEFRUP TEAM MEXICO



MAXIME PAYTHIU



VINCENT PERNIN



JACK CARTHY



JONNA JOHNSEN



SUEBSAKUN SUKCHANYA



CHINNAPAT SUKCHANYA



METHASIT BOONSANE



SIRAPHATSORN CHATKAMNOED



VIPAVEE DEEKABALLES

TABLE OF CONTENTS

GRAVITY	18
+PLUS SIZE	25
MOUNTAIN	30
FAT BIKE	36
CYCLOCROSS & GRAVEL	44
ROAD	50
CITY TREKKING	54
URBAN COMMUTER	
BMX	60
STREET & DIRT	66
JUNIOR & SPECIALTY	70
TUBE	78
APPAREL	81





GRAVITY INDUCED

FLOW



GRAVITY

To achieve best in class performance, we instructed our engineers to create a Gravity tire family that provides ultimate cornering, acceleration, durability and unbeatable braking grip. To answer this challenge the team developed two unique casing options to guarantee previously unachievable control and traction. The choice is yours: Gravity Core (DH / Freeride) or Enduro Core (enduro / all-mountain). This is the result of many hours of testing by our fastest riders on the hardest trails and race tracks around the world.





SNAP WCE

During the 2018 World Cup downhill season we worked closely with the world-class riders at Propain Factory Racing to create the ultimate tire for downhill, enduro and every kind of technical riding you'll encounter. This partnership continues and the results are in. Our Snap WCE has received rave reviews from the press and consumers alike.

We use a unique profile, strongest in class casing and our special soft yet durable Top40 compound that works perfectly in a wide variety of conditions: wet to dry and rain or shine. Its 42 durometer softness rating is the perfect mix of what you need and want most: speed, braking grip and cornering traction all wrapped up in a durable, long lasting tread package. For riders who want a fast, proven tire with the best sidewall protection this is what you need.

MODEL	PART NO.	SIZE	ETRTO	COMPOUND	FEATURE	TPI	BEAD	TL READY	PSI	WEIGHT (G)
NEW Snap WCE coming soon	B43009	29 x 2.50	64-622	TOP40 Compound	Gravity Core	72	FB	YES	22.5 - 50	1,340 g
NEW Snap WCE	B43001	29 x 2.35	60-622	TOP40 Compound	Gravity Core	72	FB	YES	22.5 - 50	1,360 g
NEW Snap WCE	B43006	29 x 2.35	60-622	TC - Tackee Compound	Gravity Core	72	FB	YES	22.5 - 50	1,360 g
NEW Snap WCE coming soon	B43010	27.5 x 2.50	64-584	TOP40 Compound	Gravity Core	72	FB	YES	22.5 - 50	1,260 g
NEW Snap WCE	B43002	27.5 x 2.35	60-584	TOP40 Compound	Gravity Core	72	FB	YES	22.5 - 50	1,300 g
NEW Snap WCE	B43008	27.5 x 2.35	60-584	TC - Tackee Compound	Gravity Core	72	FB	YES	22.5 - 50	1,300 g

FLOW SNAP

This is our universal, do it all tread design that checks every box on your want list for an all-mountain tire. It rolls fast, corners with more confidence than you'd ever believe and when you need it most offers exceptional braking grip to keep you on the trail and back up to speed exiting the corners. It's subtle damping qualities absorb hits and keep the tire glued to the ground over the roughest of trails. In all conditions, from your local shreds to bikepacking, enduro racing and even full-on downhill the Flow Snap has you covered.



MODEL	PART NO.	SIZE	ETRTO	COMPOUND	FEATURE	TPI	BEAD	TL READY	PSI	WEIGHT (G)
NEW Flow Snap	B40334	29 x 2.6	69-622	TC - Tackee Compound	Enduro Core / E-Bike Ready 25	72	FB	YES	22.5 - 50	1,240 g
Flow Snap	B40304	29 x 2.35	60-622	TC - Tackee Compound	Enduro Core / E-Bike Ready 25	72	FB	YES	22.5 - 50	1,083 g
NEW Flow Snap	B40330	29 x 2.35	60-622	TC - Tackee Compound	Skinwall Enduro Core	72	FB	YES	22.5 - 50	1,060 g
NEW Flow Snap	B40335	27.5 x 2.6	68-584	TC - Tackee Compound	Enduro Core / E-Bike Ready 25	72	FB	YES	22.5 - 50	1,285 g
Flow Snap	B40310	27.5 x 2.35	60-584	TC - Tackee Compound	Enduro Core / E-Bike Ready 25	72	FB	YES	22.5 - 50	995 g
NEW Flow Snap	B40329	27.5 x 2.35	60-584	TC - Tackee Compound	Skinwall Enduro Core	72	FB	YES	22.5 - 50	995 g
NEW Flow Snap	B40331	26 x 2.40	60-559	TC - Tackee Compound	Gravity Core	72	FB	YES	22.5 - 50	1,125 g

FLOW SMASHER

Our Flow Smasher the premier choice for mud, rocks and loose terrain no matter how steep, gnarly and damp the conditions are. With strong breaking performance and exceptional cornering grip you'll be riding when most are walking. This tire is at home in the most extreme of conditions.



MODEL	PART NO.	SIZE	ETRTO	COMPOUND	FEATURE	TPI	BEAD	TL READY	PSI	WEIGHT (G)
NEW Flow Smasher	B40207	27.5 x 2.40	61-584	TOP40 Compound	Gravity Core / E-Bike Ready 25	72	FB	YES	22.5 - 50	1,065 g



FLOW R-CP

A new addition to our lineup requested by our World Cup downhill racers, the square profiled RCP is designed for high-speed dry conditions and bike park shredding. It utilizes low-profile center knobs in a zigzag pattern to reduce vibrations matched to our highly praised soft durometer Flow SNAP cornering knobs for superior grip and confidence when you need it most. While it's designed for rear usage we've found it works well as a front tire when the right conditions call for it.

MODEL	PART NO.	SIZE	ETRTO	COMPOUND	FEATURE	TPI	BEAD	TL READY	PSI	WEIGHT (G)
NEW Flow R-CP	B43801	29 x 2.35	60-622	Fast 50 Compound	Gravity Core / E-Bike Ready 25	72	FB	YES	22.5 - 50	1,210 g
NEW Flow R-CP	B43802	29 x 2.35	60-622	Fast 50 Compound	Enduro Core / E-Bike Ready 25	72	FB	YES	22.5 - 50	1,025 g
NEW Flow R-CP	B43803	29 x 2.35	60-622	Fast 50 Compound	Skinwall Enduro Core	72	FB	YES	22.5 - 50	1,000 g
NEW Flow R-CP	B43804	27.5 x 2.35	60-584	Fast 50 Compound	Gravity Core / E-Bike Ready 25	72	FB	YES	22.5 - 50	1,135 g
NEW Flow R-CP	B43805	27.5 x 2.35	60-584	Fast 50 Compound	Enduro Core / E-Bike Ready 25	72	FB	YES	22.5 - 50	950 g
NEW Flow R-CP	B43806	27.5 x 2.35	60-584	Fast 50 Compound	Skinwall Enduro Core	72	FB	YES	22.5 - 50	935 g

FLOW R TWO

This is next level grip and traction, designed for freeriding and bike park action of any kind. With a soft 48 durometer center tread matched to ultra-sticky 52 durometer side knobs we incorporated side block positioning that results in amazingly smooth transition grip during cornering. The slightly flattened center knobs provide optimal power transfer and speed while maintaining superior grip and braking control in the nastiest, most challenging terrain. This is the choice when your rides have more elevation loss than gain.



MODEL	PART NO.	SIZE	ETRTO	COMPOUND	FEATURE	TPI	BEAD	TL READY	PSI	WEIGHT (G)
Flow R Two	B38701-2	27.5 x 2.35	60-584	TC - Tackee Compound	Gravity Core / E-Bike Ready 25	72	FB	YES	22.5 - 50	1,235 g

VEE Tire Co. is proud to support Dj Brandt, Jordie Lunn and Vincent Tupin. These elite athletes are, among other achievements, respected Red Bull Rampage competitors who time and time again push the limits of their bikes, components and bodies. We're honored that in this intense competition they trust Vee Tires to achieve their competitive goals in the hardest, most thrilling mountain bike competition in the world.





DJ BRANDT



***VINCENT
TUPIN***



JORDIE LUNN





+PLUS SIZE

THE WINNING CROWN



+PLUS SIZE

It's no secret, 27.5-plus shuffled in a new era of mountain biking by offering a unique riding experience to a familiar game. Our ultra-fat 27.5" tires give you more air volume and tread for increased traction, stability, handling and float. New riders can ride boldly from the get-go with more control and stability while advanced riders will enjoy even more speed, control and fun on the most technically challenging trails.



FLOW SNAP

Based on our popular and successful Flow Snap compound and tread design only bigger with more volume and more bite! This plus size tire delivers great, reliable all-mountain and enduro performance in all types of terrain: mud, dry, rocks, roots and loose over hard pack. Go bigger and have more fun on the trails as you float over every obstacle in your path.

MODEL	PART NO.	SIZE	ETRTO	COMPOUND	FEATURE	TPI	BEAD	TL READY	PSI	WEIGHT (G)
Flow Snap	B40314	29 x 2.6	68-622	TC - Tackee Compound	Synthesis / E-Bike Ready 25	72	FB	YES	15-35	1,200 g
Flow Snap	B40316	29 x 2.6	68-622	TC - Tackee Compound		72	FB	YES	15-35	1,160 g
Flow Snap	B40312	27.5 x 2.6	68-584	TC - Tackee Compound	Synthesis / E-Bike Ready 25	72	FB	YES	15-35	1,120 g
Flow Snap	B40313	27.5 x 2.6	68-584	TC - Tackee Compound		72	FB	YES	15-35	1,085 g
Flow Snap	B40319	27.5 x 2.6	68-584	MPC - Multiple Purpose Compound	Skinwall	72	FB		15-35	975 g

CROWN GEM

Our standard Crown Gem is a fast, fully knobbed cross-country/trail tire that's ideal for quick, aggressive riding in a collection of conditions. By taking its standard full volume carcass and turning it into plus size we created the ultimate dry to loam all-mountain and enduro tire where both climbing and descending speed is of the essence. It has an aggressive yet fast center knob pattern for undeniable traction with slightly taller side knobs for stable and predictable cornering. With the Crown Gem we are one of the only brands to make a full spec plus-sized gravity tire that covers all wheel diameters, from 29er all the way down to a youth 20-inch.



MODEL	PART NO.	SIZE	ETRTO	COMPOUND	FEATURE	TPI	BEAD	TL READY	PSI	WEIGHT (G)
Crown Gem	B378103	29 x 2.6	68-622	TC - Tackee Compound	Synthesis / E-Bike Ready 25	72	FB	YES	15-35	1,120 g
Crown Gem	B37887	29 x 2.6	68-622	MPC - Multiple Purpose Compound	Skinwall	72	FB		15-35	920 g
Crown Gem	B37888	27.5 x 3.0	76-584	TC - Tackee Compound	Synthesis / E-Bike Ready 25	72	FB	YES	15-35	1,045 g
Crown Gem	B37889	27.5 x 3.0	76-584	TC - Tackee Compound	Skinwall Synthesis	72	FB	YES	15-35	1,045 g
Crown Gem	B37834	27.5 x 3.0	76-584	MPC - Multiple Purpose Compound		27	WB		15-35	1,195 g
Crown Gem	B37892	27.5 x 2.8	70-584	TC - Tackee Compound	Synthesis / E-Bike Ready 25	72	FB	YES	15-35	1,085 g
Crown Gem	B37893	27.5 x 2.8	70-584	TC - Tackee Compound	Skinwall Synthesis	72	FB	YES	15-35	1,085 g
Crown Gem	B37891	27.5 x 2.8	70-584	MPC - Multiple Purpose Compound		72	FB	YES	15-35	1,045 g
Crown Gem	B37895	27.5 x 2.6	68-584	TC - Tackee Compound	Synthesis / E-Bike Ready 25	72	FB	YES	15-35	950 g
Crown Gem	B37894	27.5 x 2.6	68-584	MPC - Multiple Purpose Compound		72	FB	YES	15-35	910 g
Crown Gem	B378118	27.5 x 2.6	68-584	MPC - Multiple Purpose Compound		27	WB		15-35	1,015 g
Crown Gem	B37877	24 x 2.8	70-507	DCC - Dual Control Compound		120	FB	YES	15-35	905 g
Crown Gem	B378101	24 x 2.8	70-507	MPC - Multiple Purpose Compound		27	WB		15-35	910 g
Crown Gem	B37898	24 x 2.6	68-507	MPC - Multiple Purpose Compound		72	FB	YES	15-35	710 g
Crown Gem	B37897	24 x 2.6	68-507	MPC - Multiple Purpose Compound	Skinwall	27	WB		15-35	805 g
Crown Gem	B37878	20 x 2.8	70-406	DCC - Dual Control Compound		120	FB	YES	15-35	715 g
Crown Gem	B378102	20 x 2.8	70-406	MPC - Multiple Purpose Compound		27	WB		15-35	820 g
Crown Gem	B378100	20 x 2.6	68-406	MPC - Multiple Purpose Compound		72	FB	YES	15-35	585 g
Crown Gem	B37899	20 x 2.6	68-406	MPC - Multiple Purpose Compound	Skinwall	27	WB		15-35	645 g


SPEEDSTER

The Speedster was designed for high speed and minimal rolling resistance on hardpack and paved terrain. Its honeycomb center tread provides minimal rolling resistance and unbelievably long tread life and traction. This design provides excellent grip in wet or dry conditions. Slightly larger diamond shaped side knobs enhance cornering traction. And, with its large volume casing you'll feel like you're floating on air.



PLUS

MODEL	PART NO.	SIZE	ETRTO	COMPOUND	FEATURE	TPI	BEAD	TL READY	PSI	WEIGHT (g)
Speedster	B316192	29 x 2.8	70-622	MPC - Multiple Purpose Compound	E-Bike Ready 25	72	WB		15-35	1,150 g
Speedster	B316334	27.5 x 3.0	76-584	MPC - Multiple Purpose Compound	Skinwall	27	WB		15-35	1,200 g
Speedster	B316194	27.5 x 3.0	76-584	MPC - Multiple Purpose Compound	E-Bike Ready 25	27	WB		15-35	1,220 g
NEW Speedster	B316380	27.5 x 2.8	70-584	MPC - Multiple Purpose Compound	E-Bike Ready 25	72	WB		15-35	1,175 g
Speedster	B316198	26 x 2.8	70-559	MPC - Multiple Purpose Compound	E-Bike Ready 25	72	WB		15-35	1,030 g



The process of making our keychain

Rejected tires are picked up from our factory
Each tire is cleaned and cut as to the required size
Wrapped and shipped to our office in Bangkok



T-FATTY

This larger volume tire uses a compact center tread with chamfered leading edges designed to provide optimum traction while rolling quickly. The intermediate blocks are situated to deliver a smooth transition to the well supported cornering blocks when you're on the ragged edge of a turn, berm or off-camber arc. Our T-Fatty has a long and strong reputation as a great tire for long distance trail riding for riders who prefer the comfort and performance of a high-volume, plus size tire.

MODEL	PART NO.	SIZE	ETRTO	COMPOUND	FEATURE	TPI	BEAD	TL READY	PSI	WEIGHT (g)
T-Fatty	B32421	29 x 3.0	76-622	MPC - Multiple Purpose Compound		72	WB		15-35	1,195 g
NEW T-Fatty	B32422	29 x 3.0	76-622	MPC - Multiple Purpose Compound	E-Bike Ready 25	72	FB	YES	15-35	1,240 g
T-Fatty	B32424	27.5 x 3.25	82-584	MPC - Multiple Purpose Compound		72	WB		15-35	1,125 g
T-Fatty	B32457	27.5 x 3.0	76-584	MPC - Multiple Purpose Compound	Skinwall	27	WB		15-35	1,260 g
T-Fatty	B32450	27.5 x 3.0	76-584	MPC - Multiple Purpose Compound		27	WB		15-35	1,285 g
T-Fatty	B32451	27.5 x 2.8	70-584	MPC - Multiple Purpose Compound		27	WB		15-35	1,165 g
T-Fatty	B32417	26 x 3.0	76-559	MPC - Multiple Purpose Compound	E-Bike Ready 25	72	FB	YES	15-35	1,000 g

BULLDOZER

As the king of traction, our Bulldozer design plows through any terrain you throw at it. Its center tread knobs are specifically shaped and engineered to grab fists full of dirt to keep you on the trail. Built for the most demanding plus-size conditions, Bulldozer's aggressive transition and cornering knobs keep you upright and provide unmatched grip in the corners when you're at your limit with no second chances.



MODEL	PART NO.	SIZE	ETRTO	COMPOUND	FEATURE	TPI	BEAD	TL READY	PSI	WEIGHT (g)
Bulldozer	B37318	29 x 3.25	82-622	MPC - Multiple Purpose Compound	E-Bike Ready 50	72	WB		10-30.5	646 g
Bulldozer	B37306	27.5 x 3.0	76-584	SC - Silica Compound	E-Bike Ready 50	120	FB	YES	10-30.5	647 g
Bulldozer	B37320	27.5 x 3.0	76-584	MPC - Multiple Purpose Compound	E-Bike Ready 50	27	WB		10-30.5	648 g
Bulldozer	B37313	27.5 x 2.8	70-584	SC - Silica Compound	Synthesis Sidewall / E-Bike ready 50	120	FB	YES	10-30.5	649 g
Bulldozer	B37312	27.5 x 2.8	70-584	SC - Silica Compound	E-Bike Ready 50	120	FB	YES	10-30.5	650 g
Bulldozer	B37323	27.5 x 2.8	70-584	MPC - Multiple Purpose Compound	E-Bike Ready 50	27	WB		10-30.5	651 g



JOHANNES FISCHBACH

"Fischi" will be focusing on Elite downhill racing, urban downhill and the e-bike segment of competition. He has chosen our gravity tires because of their e-bike certification rating, high-quality Thalland manufacturing process, attention to detail and unmatched on-the-trail performance.



MOUNTAIN

LIKE RIDING ON RAILS



MOUNTAIN

We use the world's best compounds and tread patterns for our high-performance cross-country tires. They set the benchmark with light weight and durable casings designed for short-course, endurance and marathon riding or racing. Combining extraordinary grip and massive braking control we offer a collection of tires designed for hard pack, loose dirt, mud or combination of all three.





RAIL ESCAPE

This aggressively knobbed, high volume cross-country tire is designed with endurance racing in mind. Fast and grippy everywhere, it handles stones, roots and rough terrain with ease. An aggressive tread profile and side knob pattern provides great breaking control and exceptional cornering performance.

MODEL	PART NO.	SIZE	ETRTO	COMPOUND	FEATURE	TPI	BEAD	TL READY	PSI	WEIGHT (G)
NEW Rail Escape	B40508	29 x 2.40	61-822	DCC - Dual Control Compound	Synthesis / E-Bike Ready 25	72	FB	YES	22-50	890 g
NEW Rail Escape	B40510	29 x 2.40	61-822	DCC - Dual Control Compound	Skinwall Synthesis	72	FB	YES	22-50	890 g
Rail Escape	B40611	29 x 2.25	57-822	DCC - Dual Control Compound	Skinwall Synthesis B-Proof (Aramid Belt)	120	FB	YES	22-50	770 g
Rail Escape	B40502	29 x 2.25	57-822	DCC - Dual Control Compound	Skinwall Synthesis	120	FB	YES	22-50	705 g
Rail Escape	B40503	29 x 2.25	57-822	DCC - Dual Control Compound		120	FB	YES	22-50	715 g
NEW Rail Escape	B40509	27.5 x 2.40	61-584	DCC - Dual Control Compound	Synthesis / E-Bike Ready 25	72	FB	YES	22-50	820 g
Rail Escape	B40507	27.5 x 2.25	57-584	DCC - Dual Control Compound		72	FB	YES	22-50	680 g

RAIL ROCCO

A soon to be cross-country racing classic. Our new Rail Rocco is fast, light and provides amazing traction and speed. Its center knobs are medium sized for optimum traction and special ramping and siping provide best-in-class speed and control. The slightly larger, blocked cornering knobs provide unmatched grip in turns and ruts. If you're looking to win or just go fast over any cross-country terrain this is your choice.



MODEL	PART NO.	SIZE	ETRTO	COMPOUND	FEATURE	TPI	BEAD	TL READY	PSI	WEIGHT (G)
NEW Rail Rocco	B43608	29 x 2.25	57-822	DCC - Dual Control Compound	Skinwall Synthesis B-Proof (Aramid Belt)	120	FB	YES	22-50	TBA
NEW Rail Rocco	B43613	29 x 2.25	57-822	DCC - Dual Control Compound	Aramid Belt	120	FB	YES	22-50	TBA
NEW Rail Rocco	B43601	29 x 2.10	54-822	DCC - Dual Control Compound	Aramid Belt	120	FB	YES	22-50	620 g
NEW Rail Rocco	B43611	29 x 2.10	54-822	DCC - Dual Control Compound	Skinwall Synthesis B-Proof (Aramid Belt)	120	FB	YES	22-50	610 g
NEW Rail Rocco	B43604	27.5 x 2.10	54-584	DCC - Dual Control Compound	Aramid Belt	120	FB	YES	22-50	590 g
NEW Rail Rocco	B43612	27.5 x 2.10	54-584	DCC - Dual Control Compound	Skinwall Synthesis B-Proof (Aramid Belt)	120	FB	YES	22-50	610 g

RAIL TRACKER

With its robust, high volume casing and a multitude of small, short knobs the Rail Tracker is designed to go fast in dry trail conditions and on the racecourse. If your trails are more challenging and technical, use this as a fast rolling, fast accelerating rear tire paired to a larger knobbed front tire for the ultimate in control and speed.



MODEL	PART NO.	SIZE	ETRTO	COMPOUND	FEATURE	TPI	BEAD	TL READY	PSI	WEIGHT (g)
NEW Rail Tracker	B39145	29 x 2.30	60-622	DCC - Dual Control Compound	Skinwall Synthesis B-Proof (Aramid Belt)	120	FB	YES	22-50	775 g
NEW Rail Tracker	B39141	29 x 2.30	60-622	DCC - Dual Control Compound	Skinwall Synthesis	120	FB	YES	22-50	665 g
NEW Rail Tracker	B39142	29 x 2.30	60-622	DCC - Dual Control Compound	Synthesis	72	FB	YES	22-50	710 g
Rail Tracker	B39146	29 x 2.20	56-622	DCC - Dual Control Compound	Skinwall Synthesis B-Proof (Aramid Belt)	120	FB	YES	22-50	TBA
Rail Tracker	B39130	29 x 2.20	56-622	DCC - Dual Control Compound	Skinwall Synthesis	120	FB	YES	22-50	TBA
NEW Rail Tracker	B39147	29 x 2.20	56-622	DCC - Dual Control Compound	Synthesis	120	FB	YES	22-50	TBA
Rail Tracker	B39137	29 x 2.20	56-622	DCC - Dual Control Compound		72	FB	YES	22-50	TBA
Rail Tracker	B39134	29 x 2.0	50-622	DCC - Dual Control Compound	B-Proof (Aramid Belt)	120	FB	YES	22-50	615 g
Rail Tracker	B39138	29 x 2.0	50-622	DCC - Dual Control Compound		72	FB	YES	22-50	615 g
NEW Rail Tracker	B39148	27.5 x 2.20	56-622	DCC - Dual Control Compound	Synthesis	120	FB	YES	22-50	600 g
Rail Tracker	B39140	27.5 x 2.20	55-584	DCC - Dual Control Compound	Skinwall Synthesis	120	FB	YES	22-50	615 g
Rail Tracker	B39139	27.5 x 2.20	55-584	DCC - Dual Control Compound		72	FB	YES	22-50	610 g
NEW Rail Tracker	B39133	27.5 x 2.0	50-584	DCC - Dual Control Compound		120	FB	YES	22-50	595 g

CROWN GEM

Our concept for the Crown Gem was to design a fast, hard-hitting trail tire that's brazen enough to take on enduro-style events without a whimper. The Crown Gem uses a high-volume, rounded profile carcass. The siped and grooved tread blocks sweep backwards making it directional specific for ultimate steering control or ultimate driving and braking traction. Its compound and sidewall construction are e-bike approved for all conditions.



MODEL	PART NO.	SIZE	ETRTO	COMPOUND	FEATURE	TPI	BEAD	TL READY	PSI	WEIGHT (g)
Crown GEM	B378105	29 x 2.30	58-622	DCC - Dual Control Compound	Synthesis / E-Bike Ready 25	90	FB	YES	22-50	955 g
Crown GEM	B37865	29 x 2.30	58-622	DCC - Dual Control Compound	Skinwall Synthesis / E-Bike Ready 25	90	FB	YES	22-50	930 g
Crown GEM	B37825	29 x 2.30	58-622	DCC - Dual Control Compound		90	FB	YES	22-50	900 g
Crown GEM	B378113	27.5 x 2.35	60-584	TC - Tackee Compound		90	FB	YES	22-50	915 g
Crown GEM	B37830	27.5 x 2.35	60-584	DCC - Dual Control Compound		90	FB	YES	22-50	910 g
Crown GEM	B37866	27.5 x 2.35	60-584	DCC - Dual Control Compound	Skinwall Synthesis	90	FB	YES	22-50	860 g
Crown GEM	B37831	27.5 x 2.25	57-584	DCC - Dual Control Compound	Synthesis / E-Bike Ready 25	90	FB	YES	22-50	805 g
Crown GEM	B378109	27.5 x 2.25	57-584	DCC - Dual Control Compound	Skinwall Synthesis	72	FB	YES	22-50	765 g
Crown GEM	B37833	26 x 2.25	57-559	DCC - Dual Control Compound		90	FB	YES	22-50	765 g
Crown GEM	B37845	26 x 2.25	57-559	MPC - Multiple Purpose Compound		27	WB		22-50	825 g



RAIL

Everything about the Rail is designed for speed. From low-profile center and transition knobs to the tightly placed cornering knobs, it's all about maneuverability and traction. This cross-country tire has one purpose: getting from point A to point B as fast as possible.

MODEL	PART NO.	SIZE	ETRTO	COMPOUND	FEATURE	TPI	BEAD	TL READY	PSI	WEIGHT (G)
Rail	B32706	29 x 1.95	50-622	DCC - Dual Control Compound		120	FB	YES	22-50	700 g
Rail	B32751	27.5 x 1.95	50-584	DCC - Dual Control Compound		120	FB	YES	22-50	675 g
Rail	B32701	26 x 1.95	50-559	DCC - Dual Control Compound		120	FB	YES	22-50	695 g

GALAXY

A general use, light off-road and commuter tire for those who take their commute above and beyond paved trails. This tire has mountain bike DNA and provides the best of everything: excellent cornering capabilities and stellar stopping power and acceleration on every surface. It also features increased flat protection so you can be confident you'll get where you're going on time without hassle.



MODEL	PART NO.	SIZE	ETRTO	COMPOUND	FEATURE	TPI	BEAD	TL READY	PSI	WEIGHT (G)
Galaxy	B35037	29 x 2.10	54-622	MPC - Multiple Purpose Compound	B-Proof (Rubber Belt 5mm.) / E-Bike Ready 50	72	WB		30 - 55	980 g
Galaxy	B35012	29 x 2.10	54-622	MPC - Multiple Purpose Compound		72	FB		30 - 55	810 g
Galaxy	B35013	29 x 2.10	54-622	MPC - Multiple Purpose Compound		27	WB		30 - 55	930 g
Galaxy	B35032	27.5 x 2.10	54-584	MPC - Multiple Purpose Compound	B-Proof (Rubber Belt 5mm.) / E-Bike Ready 50	72	WB		30 - 55	910 g
Galaxy	B35010	27.5 x 2.10	54-584	MPC - Multiple Purpose Compound		72	FB		30 - 55	730 g
Galaxy	B35011	27.5 x 2.10	54-584	MPC - Multiple Purpose Compound		27	WB		30 - 55	900 g
Galaxy	B35035	26 x 2.10	54-559	MPC - Multiple Purpose Compound	B-Proof (Rubber Belt 5mm.) / E-Bike Ready 50	72	WB		30 - 55	870 g
Galaxy	B35033	26 x 2.10	54-559	MPC - Multiple Purpose Compound		72	FB		30 - 55	700 g



ROCKET MAN

Need a little extra grip on chunky pavement, gravel and towpaths? This mountain bike inspired, narrow profile tire is just for you. It grips solid terrain yet isn't afraid to venture off-road when the spirit of adventure captures you. Its light weight ensures it will be fast and efficient if you never leave the road. But maybe you should.

MODEL	PART NO.	SIZE	ETRTO	COMPOUND	FEATURE	TPI	BEAD	TL READY	PSI	WEIGHT (G)
Rocket Man	B42203	29 x 1.95	50-622	MPC - Multiple Purpose Compound		120	FB	YES	40 - 65	430 g
Rocket Man	B42202	27.5 x 1.95	50-584	MPC - Multiple Purpose Compound		120	FB	YES	40 - 65	395 g
Rocket Man	B42205	26 x 1.95	50-559	MPC - Multiple Purpose Compound		120	FB		40 - 65	365 g



MISSION

Designed for all types of cross-country, trail riding and endurance racing, our Mission is one of our most versatile and proven designs. Its chiseled center knobs are fast rolling combined with excellent cornering knobs for confident grip and ultimate control no matter where the trail takes you.

MODEL	PART NO.	SIZE	ETRTO	COMPOUND	FEATURE	TPI	BEAD	TL READY	PSI	WEIGHT (G)
NEW Mission	B321130	29 x 2.30	59-622	MPC - Multiple Purpose Compound	Skinwall	120	FB	YES	22-50	690 g
NEW Mission	B321123	29 x 2.10	54-622	DCC - Dual Control Compound		120	FB	YES	22-50	715 g
NEW Mission	B312124	29 x 2.10	54-622	DCC - Dual Control Compound	Skinwall	120	FB	YES	22-50	640 g
Mission	B32141	29 x 2.10	54-622	MPC - Multiple Purpose Compound		72	FB	YES	22-50	755 g
Mission	B32199	29 x 2.10	54-622	MPC - Multiple Purpose Compound	Skinwall B-Proof (Aramid belt)	72	WB		22-50	760 g
NEW Mission	B321131	27.5 x 2.30	58-584	MPC - Multiple Purpose Compound		120	FB	YES	22-50	725 g
NEW Mission	B321132	27.5 x 2.30	58-584	MPC - Multiple Purpose Compound	Skinwall	120	FB	YES	22-50	725 g
Mission	B321125	27.5 x 2.10	54-584	DCC - Dual Control Compound		120	FB	YES	22-50	680 g
Mission	B321126	27.5 x 2.10	54-584	DCC - Dual Control Compound	Skinwall	120	FB	YES	22-50	620 g
Mission	B32137	27.5 x 2.10	54-584	MPC - Multiple Purpose Compound		72	FB	YES	22-50	720 g
Mission	B32198	27.5 x 2.10	54-584	MPC - Multiple Purpose Compound	Skinwall B-Proof (Aramid belt)	72	WB		22-50	740 g
NEW Mission	B321129	26 x 2.10	54-599	DCC - Dual Control Compound		120	FB	YES	22-50	715 g
Mission	B321128	26 x 2.10	54-599	DCC - Dual Control Compound	Skinwall	120	FB	YES	22-50	570 g
NEW Mission	B32135	26 x 2.10	54-559	MPC - Multiple Purpose Compound		72	FB	YES	22-50	690 g
NEW Mission	B32173	26 x 2.10	54-559	MPC - Multiple Purpose Compound		72	WB		22-50	670 g
Mission	B32197	26 x 2.10	54-559	MPC - Multiple Purpose Compound	Skinwall B-Proof (Aramid belt)	72	WB		22-50	675 g

VeeTireco scientifically develop to prevent flats in bicycle wheels

1. For use in a tubeless tire, tubular and inner-tube
2. Natural Latex Free
3. Ammonia Free
4. Seals up to 7mm holes (MTB / XC)
5. Seals up to 5mm holes (Road/ Gravel)
6. Excellent air retention.
7. Can be air shipped safely
8. Excellent puncture sealing performance up to 1000 km
9. Won't freeze up to -12 degrees Celsius
10. LDPE bottle for good squeezability and sealant easy to spout fits into all valves.
11. Lid Cap F/V valve core tool (to remove the core for a clean adding of sealant)
12. Graduated numbers to show volume used and refill bottles

VeeTireco bottle volume advised to take tire size, and riding environment into consideration.

1. 80ml for Road 23C or 25C tires x 2
2. 150ml For Road / XC / Gravel application - 2 tires from 28c -47c
3. 250ml for MTB application 2 x 2.35" up to 2.5" both 27.5" or 29" tires
4. 1 Litre Bottle - refill bottle compatible with all three smaller bottle nozzled lids.
5. Recommended top up every 3-5 month depending on riding environment, temperature or after having cycled over 1000 km

SEALANT
TUBELESS
TUBELESS, TUBULAR & TUBE
ULTRA-FAST FLAT PREVENTION FOR BICYCLES





FAT TIRES

FLOAT ON SNOW



FAT TIRES

At VEE Tire Co. we're always working to bring you new and innovative ways to conquer any terrain, that's why we were one of the very first brands to offer a production fat bike tire. With unique and aggressive tread patterns, our fat tire floats through sand, snow and every surface in between. As our most popular segment, we are always innovating new ways to make bigger and better fat tires. We have many new additions this year that are sure to get you through the toughest conditions during any season.





SNOW SHOE XL

Our SnowShoe XL is the tire to turn to for grip when global conditions change. Excellent in snow, dirt, sand, and even a desert river bed, its large and strategically-spaced tread blocks take a new and sophisticated approach to finding traction. Smothered in nearly five inches of sticky rubber with sharp edged tread blocks this tire will punch into the trail surface and drive you forward like no other tire can.

MODEL	PART NO.	SIZE	ETRTO	COMPOUND	FEATURE	TPI	BEAD	TL READY	PSI	WEIGHT (g)
Snow Shoe XL	B37507	26 x 4.8	121-559	PSC - Pure Silica Compound (Beige color)	Studded (240 studs)	120	FB	YES	8 - 20	1,925 g
Snow Shoe XL	B37506	26 x 4.8	121-559	PSC - Pure Silica Compound (Beige color)		120	FB	YES	8 - 20	1,595 g
Snow Shoe XL	B37504	26 x 4.8	121-559	SC - Silica Compound	Studded (240 studs)	120	FB	YES	8 - 20	1,610 g
Snow Shoe XL	B37503	26 x 4.8	121-559	SC - Silica Compound		120	FB	YES	8 - 20	1,550 g
Snow Shoe XL	B37501	26 x 4.8	121-559	MPC - Multiple Purpose Compound		72	WB		8 - 20	1,770 g

SNOW SHOE 2XL

Our original Snow Shoe 2XL was one of the first ever fat bike tires created at a width of over 5 inches. We've shrunk it a bit to 4.8" for better maneuverability but it's still the biggest and baddest option out there for the most extreme conditions anywhere. The exaggerated tread features aggressive knobs and deep patterns for increased traction and cornering, no matter what your tire pressure is.



MODEL	PART NO.	SIZE	ETRTO	COMPOUND	FEATURE	TPI	BEAD	TL READY	PSI	WEIGHT (g)
Snow Shoe 2XL	B38606	26 x 5.05	128-559	PSC - Pure Silica Compound (Beige color)		120	FB	YES	8 - 20	1,940 g
Snow Shoe 2XL	B38604	26 x 5.05	128-559	SC - Silica Compound		120	FB	YES	8 - 20	1,940 g

SNOW SHOE

Don't let the name fool you, this big-time influencer has a knob pattern based on our successful trail bike design but with a meatier fat bike carcass. It performs equally amazing in both cold and warm weather terrain when you want to just go fast. An open, aggressive tread pattern is designed to get you through snow, mud, rocks and anything else you want to conquer with confidence and poise.



MODEL	PART NO.	SIZE	ETRTO	COMPOUND	FEATURE	TPI	BEAD	TL READY	PSI	WEIGHT (g)
Snow Shoe	B37013	26 x 4.5	114-559	MPC - Multiple Purpose Compound		72	FB	YES	8 - 20	1,455 g
Snow Shoe	B37014	26 x 4.5	114-559	MPC - Multiple Purpose Compound		72	WB		8 - 20	1,605 g



SNOW AVALANCHE

Our Snow Avalanche features an aggressive tread design for enhanced steering performance and off-camber winter grip when your trails are all snow. With a low rolling resistance and excellent float, this directional tire is designed for un-plowed back country trails, loose snow and icy conditions. It can also be studded for the true outback warrior on an adventure.

MODEL	PART NO.	SIZE	ETRTO	COMPOUND	FEATURE	TPI	BEAD	TL READY	PSI	WEIGHT (g)
Snow Avalanche	B40603	26 x 4.8	121-559	PSC - Pure Silica Compound (Beige color)	Studded (240 studs)	120	FB	YES	8 - 20	1,850 g
Snow Avalanche	B40602	26 x 4.8	121-559	PSC - Pure Silica Compound (Beige color)		120	FB	YES	8 - 20	1,590 g
Snow Avalanche	B40607	26 x 4.8	121-559	SC - Silica Compound	Studded (240 studs)	120	FB	YES	8 - 20	1,615 g
Snow Avalanche	B40601	26 x 4.8	121-559	SC - Silica Compound		120	FB	YES	8 - 20	1,555 g
Snow Avalanche	B40609	26 x 4.8	121-559	MPC - Multiple Purpose Compound		72	WB		8 - 20	1,770 g
Snow Avalanche	B40606	26 x 4.0	102-559	PSC - Pure Silica Compound (Beige color)	Studded (240 studs)	120	FB	YES	8 - 20	1,485 g
Snow Avalanche	B40605	26 x 4.0	102-559	PSC - Pure Silica Compound (Beige color)		120	FB	YES	8 - 20	1,425 g
Snow Avalanche	B40608	26 x 4.0	102-559	SC - Silica Compound	Studded (240 studs)	120	FB	YES	8 - 20	1,485 g
Snow Avalanche	B40604	26 x 4.0	102-559	SC - Silica Compound		120	FB	YES	8 - 20	1,425 g
Snow Avalanche	B40610	26 x 4.0	102-559	MPC - Multiple Purpose Compound		72	WB		8 - 20	1,590 g



MISSION COMMAND

Our most popular fat bike tire, Mission Command utilizes a smaller, lower tread with the same basic shape and format as our narrower Mission cross-country race tire. With a larger profile we added an extra, smaller 'V' block on both sides of the center tread to help aid cornering stability. Small tie bars add structure and consistency to prevent tire squirm on harder packed trails. Chamfered leading edges ensure the rolling speed of this 4-inch wide tire is as fast as possible.

MODEL	PART NO.	SIZE	ETRTO	COMPOUND	FEATURE	TPI	BEAD	TL READY	PSI	WEIGHT (G)
Mission Command	B32157	26 x 4.7	120-559	MPC - Multiple Purpose Compound		72	WB		8 - 20	1,760 g
Mission Command	B321102	26 x 4.7	120-559	MPC - Multiple Purpose Compound		27	WB		8 - 20	1,815 g
Mission Command	B32117	26 x 4.0	102-559	MPC - Multiple Purpose Compound		120	FB	YES	8 - 20	1,525 g
Mission Command	B32107	26 x 4.0	102-559	MPC - Multiple Purpose Compound		72	FB	YES	8 - 20	1,580 g
Mission Command	B32114	26 x 4.0	102-559	MPC - Multiple Purpose Compound		72	WB		8 - 20	1,715 g
Mission Command	B321103	26 x 4.0	102-559	MPC - Multiple Purpose Compound		27	WB		8 - 20	1,790 g
Mission Command	B32121	24 x 4.0	102-507	MPC - Multiple Purpose Compound	E-Bike Ready 50	72	WB		8 - 20	1,545 g
Mission Command	B32182	24 x 4.0	102-507	MPC - Multiple Purpose Compound	E-Bike Ready 50	27	WB		8 - 20	1,585 g
Mission Command	B32109	20 x 4.0	102-406	MPC - Multiple Purpose Compound	E-Bike Ready 50	72	WB		8 - 20	1,265 g
Mission Command	B321127	20 x 4.0	102-406	MPC - Multiple Purpose Compound	B-Proof (Aramid Belt) / E-Bike Ready 50 White Sidewall	72	WB		8 - 20	1,475 g

SPEEDSTER

Our Speedster is designed for rolling speed and minimal drag on hard-pack dirt and paved terrain. A honeycomb center tread provides minimal rolling resistance and unbelievable tread life while delivering excellent traction in dry or wet conditions on unpredictable surfaces. Large diamond shaped side knobs will impress with enormous grip in the corners. As an added plus, with its balloon-style structure you'll feel like you're floating on air every ride, everywhere.



MODEL	PART NO.	SIZE	ETRTO	COMPOUND	FEATURE	TPI	BEAD	TL READY	PSI	WEIGHT (G)
Speedster	B31619	26 x 3.5	90-559	SC - Silica Compound		120	FB	YES	8 - 30	1,155 g
Speedster	B31612	26 x 3.5	90-559	MPC - Multiple Purpose Compound		72	WB		8 - 30	1,350 g
Speedster	B316135	20 x 4.0	102-406	MPC - Multiple Purpose Compound	E-Bike Ready 50	120	FB	YES	8 - 20	1,205 g
Speedster	B316189	20 x 4.0	102-406	MPC - Multiple Purpose Compound	E-Bike Ready 50	72	WB		8 - 20	1,285 g
Speedster	B316395	20 x 4.0	102-406	MPC - Multiple Purpose Compound	B-Proof (Aramid Belt) / E-Bike Ready 50 White Sidewall	72	WB		8 - 20	1,285 g

APACHE FATTYSLICK

The Apache Fattyslick is the first of its kind for fat biker's looking for a road slick when they're not off-road. Lightweight with a smooth tread, this fat tire gives you all the advantages of a larger tire with the lowest rolling resistance on the market.



MODEL	PART NO.	SIZE	ETRTO	COMPOUND	FEATURE	TPI	BEAD	TL READY	PSI	WEIGHT (G)
Apache Fattyslick	B42701	26 x 4.5	115-559	SC - Silica Compound		120	FB	YES	Max 30	1,360 g
NEW Apache Fattyslick	B42703	26 x 4.5	115-559	SC - Silica Compound	B-Proof (Aramid Belt)	72	WB		Max 30	1,490 g
Apache Fattyslick	B42702	20 x 4.0	102-406	SC - Silica Compound	E-Bike Ready 50	120	FB	YES	Max 30	950 g



RAIL TRACKER

Your favorite cross-country design is now available in a fat tire format. It's lightweight with a low-profile center tread matched to aggressive side knobs for maneuverability and cornering grip. It's a fatty but it rolls like a traditional cross-country tire, giving you both grip and low rolling resistance on rough and rocky trails where speed counts.

MODEL	PART NO.	SIZE	ETRTO	COMPOUND	FEATURE	TPI	BEAD	TL READY	PSI	WEIGHT (G)
Rail Tracker	B39127	26 x 4.0	102-559	SC - Silica Compound	Lightweight / 1PLY	120	FB	YES	8 - 20	1,200 g



CHICANE

Chicane brings old school style to your fat bike whip. Modeled after the design pattern of classic car tires, this bad boy features a skin wall option and is e-bike certified.

MODEL	PART NO.	SIZE	ETRTO	COMPOUND	FEATURE	TPI	BEAD	TL READY	PSI	WEIGHT (G)
Chicane	B38501	26 x 3.5	90-559	MPC - Multiple Purpose Compound		72	WB		8 - 30	1,400 g
Chicane	B38505	26 x 3.5	90-559	MPC - Multiple Purpose Compound	Skinwall	72	WB		8 - 30	1,365 g

ZIGZAG

Our ZigZag has a classically unique style compared other fat tires. With its straight-line knobs and white walls, you can outfit your cruiser-style bicycle with a modern tire. You name it; beach bike, cruiser, bobber, café racer or speedway rider, no matter your choice this is the tire for you. If you ride fast or slow, this tire is always a true show-stopper!



MODEL	PART NO.	SIZE	ETRTO	COMPOUND	FEATURE	TPI	BEAD	TL READY	PSI	WEIGHT (G)
Zigzag	B37903	26 x 4.0	102-559	MPC - Multiple Purpose Compound		72	FB	YES	8 - 30	1,530 g
Zigzag	B37904	26 x 4.0	102-559	MPC - Multiple Purpose Compound	White Sidewall	72	WB		8 - 30	1,840 g

CROWN GEM

Developed for the next generation of fat bikes with 27.5" wheel diameters for increased maneuverability, more speed and a smoother ride. We are now offering this in a new 27.5 x 3.8" size with our trail-bike designated Crown Gem tread pattern in a fat bike format. It's a fast, hard-hitting trail tire that's tough enough to take on enduro-style events. Up and down, rain or shine, this tire will push your riding performance to new levels of confidence.



MODEL	PART NO.	SIZE	ETRTO	COMPOUND	FEATURE	TPI	BEAD	TL READY	PSI	WEIGHT (G)
Crown Gem	B38801	27.5 x 3.8	96-584	SC - Silica Compound		120	FB	YES	Max 30	1,480 g
Crown Gem	B38802	27.5 x 3.8	96-584	MPC - Multiple Purpose Compound		72	FB	YES	Max 30	1,500 g



BULLDOZER

Bulldozer is a 4.7-inch wide behemoth designed to pound the trail into submission regardless of how soft, loose or wet the terrain is. At the heart of Bulldozer is an aggressive tread pattern based on our popular mountain bike design that's been ballooned to cover its nearly 5-inch wide carcass. The tread pattern has alternating twin paddle blades on each side of the center line, interspaced with chamfered edging center blocks to dig and drive deeply, delivering you to your destination quickly no matter how bad (or good) traction is.

MODEL	PART NO.	SIZE	ETRTO	COMPOUND	FEATURE	TPI	BEAD	TL READY	PSI	WEIGHT (G)
Bulldozer	B37304	26 x 4.7	120-559	PSC - Pure Silica Compound (Beige color)	E-Bike Ready 50	120	FB	YES	8 - 20	1,520 g
Bulldozer	B37303	26 x 4.7	120-559	SC - Silica Compound	E-Bike Ready 50	120	FB	YES	8 - 20	1,480 g
Bulldozer	B37302	26 x 4.7	120-559	MPC - Multiple Purpose Compound	E-Bike Ready 50	72	FB	YES	8 - 20	1,595 g
Bulldozer	B37308	28 x 4.25	108-559	SC - Silica Compound	E-Bike Ready 50	120	FB	YES	8 - 20	1,400 g



STUD KIT
TOOL + 250 STUDS



2020 PRODUCT CATALOG



44

VEE TIRE CO. | #TAKEYOURSELF FURTHER



CYCLOCROSS & GRAVEL

EXPLORE ADVENTURE LAND



CYCLOCROSS & GRAVEL

Our cyclocross tires offer a perfect balance of tread and speed for pavement, wooded trails, grass and any other surface thrown at you. Specialized knob designs offer excellent maneuverability without sacrificing speed while our innovative casing and sidewalls protect the tire from damage to keep you on the track and in the race. The gravel movement is all about the journey and VEE Tire Co. knows you demand a lot from your gravel tires: a smooth ride with a casing that can take abuse and a tread to get you through the roughest terrain. All this while maintaining a light enough weight for long days and massive climbing. In our minds, you're not just buying tires, you're buying adventure.



G-SPORT

This intermediate design is our top all-rounder. It's comfortable, extremely lightweight and while it's best in intermediate dirt it makes for a great gravel tire when there's more singletrack and less rocks. We offer this in a multitude of sizes, including 26".

MODEL	PART NO.	SIZE	ETRTO	COMPOUND	FEATURE	TPI	BEAD	TL READY	PSI	WEIGHT (G)
NEW G-sport	B40912	700 x 44c	44-622	DCC - Dual Control Compound	B-Proof (Aramid Belt) / E-Bike Ready 25 Skinwall	120	FB	YES	45 - 85	650 g
NEW G-sport	B40913	700 x 44c	44-622	MPC - Multiple Purpose Compound	B-Proof (Aramid Belt) / E-Bike Ready 26 Skinwall	72	WB		45 - 85	726 g
NEW G-sport	B40914	700 x 44c	44-622	MPC - Multiple Purpose Compound	B-Proof (Aramid Belt) / E-Bike Ready 25	72	WB	-	45 - 85	726 g
NEW G-sport	B40909	700 x 40c	40-622	DCC - Dual Control Compound	B-Proof (Aramid Belt) / E-Bike Ready 25 Skinwall	120	FB	YES	45 - 85	585 g
NEW G-sport	B40910	700 x 40c	40-622	MPC - Multiple Purpose Compound	B-Proof (Aramid Belt) / E-Bike Ready 25 Skinwall	72	WB		45 - 85	646 g
NEW G-sport	B40911	700 x 40c	40-622	MPC - Multiple Purpose Compound	B-Proof (Aramid Belt) / E-Bike Ready 25	72	WB		45 - 85	646 g
NEW G-sport	B40932	700 x 38c	40-622	MPC - Multiple Purpose Compound	B-Proof (Aramid Belt) / E-Bike Ready 25	72	WB		45 - 85	615 g
NEW G-sport	B40931	700 x 38c	40-622	MPC - Multiple Purpose Compound	B-Proof (Aramid Belt) / E-Bike Ready 25 Skinwall	72	WB		45 - 85	615 g
NEW G-sport	B40904	700 x 35c	40-622	DCC - Dual Control Compound	E-Bike Ready 25 / Skinwall Synthesis	90	FB	YES	45 - 85	450 g
NEW G-sport	B40915	29 x 1.95	50-622	EC - Energetic Compound	B-Proof (Aramid Belt) / E-Bike Ready 25	120	FB	YES	45 - 85	690 g
NEW G-sport	B40918	29 x 1.95	50-622	EC - Energetic Compound	B-Proof (Aramid Belt) / E-Bike Ready 25	72	WB		45 - 85	760 g
NEW G-sport	B40917	27.5 x 1.95	50-584	EC - Energetic Compound	B-Proof (Aramid Belt) / E-Bike Ready 25	120	FB	YES	45 - 85	646 g
NEW G-sport	B40918	27.5 x 1.95	50-584	EC - Energetic Compound	B-Proof (Aramid Belt) / E-Bike Ready 25	72	WB		45 - 85	710 g
NEW G-sport	B40905	26 x 1.75	50-559	DCC - Dual Control Compound	E-Bike Ready 25 / Skinwall Synthesis	90	FB	YES	45 - 85	545 g

XCX

Good in a mixture of conditions the XCX shines brightest in soft to medium dirt, grass and loose gravel. Its high-mileage, open tread pattern promotes self-cleaning, keeps weight low and traction maximized. The slanted parallelogram shaped center tread is fast running with maximum grip. Intermediate knobs are ramped to ensure a predictable feel and consistent cornering control. The XCX utilizes our 120 TPI Dual Compound construction offering enhanced grip and exceptional durability. Whether you're all-day gravel racing or banging bars in a cyclocross race the XCX guarantees a thrilling ride.



MODEL	PART NO.	SIZE	ETRTO	COMPOUND	FEATURE	TPI	BEAD	TL READY	PSI	WEIGHT (G)
XCX	B32310	700 x 40c	40-622	DCC - Dual Control Compound	Synthesis Sidewall	120	FB	YES	45 - 85	500 g
XCX	B32321	700 x 33c	33-622	DCC - Dual Control Compound	Synthesis Sidewall	120	FB	YES	45 - 85	405 g
XCX	B32319	29 x 1.95	50-622	DCC - Dual Control Compound	Synthesis Sidewall	120	FB	YES	22.5 - 50	575 g
XCX	B32320	29 x 1.75	47-622	DCC - Dual Control Compound	Synthesis Sidewall	120	FB	YES	22.5 - 50	525 g
XCX	B32322	27.5 x 1.95	50-584	DCC - Dual Control Compound	Synthesis Sidewall	120	FB	YES	22.5 - 50	545 g
XCX	B32344	27.5 x 32c	32-584	DCC - Dual Control Compound	Synthesis Sidewall	120	FB	YES	35 - 55	395 g
NEW XCX	B32347	26 x 1.30	33-559	MPC - Multiple Purpose Compound		27	FB		50 - 85	385 g
NEW XCX	B32346	26 x 1.30	33-559	MPC - Multiple Purpose Compound		27	WB		50 - 85	465 g

T-CX

While extremely competent in a mixture of terrain, our T-CX excels in hard-packed dirt and gravel-style conditions. We use a smaller version of the well-loved twin block tread pattern which forms a consistent rolling platform while offering an abundance of working edges for high levels of traction during acceleration and braking. The center side-by-side tread blocks are siped, and between those and the angled intermediate knobs are three lower V treads. The intermediate and edging knobs are connected with small tie-bars to ensure an ultra-stable transition during hard cornering for a smooth, predictable and confident riding experience.



MODEL	PART NO.	SIZE	ETRTO	COMPOUND	FEATURE	TPI	BEAD	TL READY	PSI	WEIGHT (G)
T-CX	B32808	700 x 40c	40-622	DCC - Dual Control Compound		120	FB	YES	45 - 85	580 g
T-CX	B32825	700 x 40c	40-622	MPC - Multiple Purpose Compound		27	FB		45 - 85	575 g
T-CX	B32807	700 x 33c	33-622	DCC - Dual Control Compound		120	FB	YES	45 - 85	385 g
T-CX	B32810	27.5 x 2.10	54-584	DCC - Dual Control Compound		120	FB	YES	22.5 - 60	660 g
T-CX	B32827	27.5 x 2.10	54-584	MPC - Multiple Purpose Compound		27	FB		22.5 - 60	665 g



RAIL

Everything about our Rail is designed for speed while keeping weight low and traction high. From the small-block center and transition knobs which reduce rolling resistance to the tapered cornering knobs for quick maneuverability, this gravel-specific tire is designed for long, hard gravel races or events in dry conditions.

MODEL	PART NO.	SIZE	ETRTO	COMPOUND	FEATURE	TPI	BEAD	TL READY	PSI	WEIGHT (G)
Rail	B32710	700 x 40c	40-622	DCC - Dual Control Compound	Synthese Sidewall / E-Bike Ready 50	120	FB	YES	45 - 85	520 g
Rail	B32730	700 x 40c	40-622	MPC - Multiple Purpose Compound		27	WB		45 - 85	630 g



CXV

A purebred racer featuring low profile, ramped and tapered knobs that are the staple for cyclocross racing. Nothing will stop you from maximizing your acceleration and cornering traction in any condition where speed and tire confidence matters most. Our cross tires are handmade in Thailand resulting in a complainant feel with unmatched traction and rolling capabilities desired by racers across the globe.

MODEL	PART NO.	SIZE	ETRTO	COMPOUND	FEATURE	TPI	BEAD	TL READY	PSI	WEIGHT (G)
CXV	B33223	700 x 42c	42-622	DCC - Dual Control Compound		120	FB	YES	45 - 85	585 g
CXV	B33209	700 x 33c	33-622	DCC - Dual Control Compound		120	FB	YES	45 - 85	430 g

SPEEDSTER

You want speed? We've got speed! Our Speedster is designed for high velocity with minimal drag on hard-pack or paved terrain. A honeycomb center tread provides lowest-in-class rolling resistance and unbelievable tread life. It also provides excellent traction in dry or wet conditions. Large diamond shaped side knobs enhance grip in corners while the center tread knobs get larger moving outward to combine speed with confident cornering traction. Under the tread is our B-Proof Aramid belt which provides enhanced puncture protection. And with its high-volume carcass you might just feel like you're floating on a cloud.



MODEL	PART NO.	SIZE	ETRTO	COMPOUND	FEATURE	TPI	BEAD	TL READY	PSI	WEIGHT (G)
Speedster	B316320	700 x 40c	40-622	DCC - Dual Control Compound	B-Proof (Aramid Belt) / E-Bike Ready 50	120	FB	YES	45 - 85	525 g
Speedster	B316360	700 x 40c	40-622	MPC - Multiple Purpose Compound	Reflective	27	WB		45 - 85	575 g
Speedster	B316361	700 x 40c	40-622	MPC - Multiple Purpose Compound		27	WB		45 - 85	570 g
Speedster	B316319	700 x 35c	35-622	DCC - Dual Control Compound	B-Proof (Aramid Belt) / E-Bike Ready 25	120	FB	YES	65 - 95	485 g
Speedster	B316362	29 x 1.95	50-622	DCC - Dual Control Compound	Reflective	120	FB	YES	22.5 - 50	645 g
Speedster	B316313	27.5 x 1.95	50-584	DCC - Dual Control Compound	B-Proof (Aramid Belt) / E-Bike Ready 25	120	FB	YES	22.5 - 50	575 g
Speedster	B316111	27.5 x 1.95	50-584	MPC - Multiple Purpose Compound		27	WB		22.5 - 50	780 g
Speedster	B316314	27.5 x 1.75	47-584	DCC - Dual Control Compound	B-Proof (Aramid Belt) / E-Bike Ready 25	120	FB	YES	22.5 - 50	575 g
Speedster	B316315	27.5 x 1.50	40-584	DCC - Dual Control Compound	B-Proof (Aramid Belt) / E-Bike Ready 25	120	FB	YES	22.5 - 50	415 g
Speedster	B316123	27.5 x 1.50	40-584	MPC - Multiple Purpose Compound		27	WB		22.5 - 50	535 g
Speedster	B316316	26 x 1.95	50-559	DCC - Dual Control Compound	B-Proof (Aramid Belt)	120	FB	YES	22.5 - 50	570 g
Speedster	B316332	26 x 1.75	47-559	DCC - Dual Control Compound	B-Proof (Aramid Belt)	120	FB	YES	22.5 - 50	550 g
Speedster	B316331	26 x 1.50	40-559	DCC - Dual Control Compound	B-Proof (Aramid Belt)	120	FB	YES	22.5 - 50	430 g

ZILENT SPORT

The evolution of road tires with bigger air volume while maintaining the same outside diameter as a medium volume 700c tire continues. Introducing our new Zilent Sport 650b x 47 primed for your next road and gravel adventure. This road plus tire has more comfort and bigger air volume so you can ride the road as well as explore the unknown away from the asphalt. Open road, open country and everything in between, go further and get more comfort wherever your adventure takes you!



MODEL	PART NO.	SIZE	ETRTO	COMPOUND	FEATURE	TPI	BEAD	TL READY	PSI	WEIGHT (G)
Zilent Sport	B31539	650b x 47c	47-584	DCC - Dual Control Compound	Skinwall Synthesis	90	FB	YES	35 - 55	640 g



RAIL SPORT

When the open road is calling you for your next expedition you need reliable tires. We continue the road plus concept of Zilent Sport with our new Rail Sport. By combining a more aggressive tire pattern borrowed from our cross-country specific tires you get a tread and compound designed for ultimate adventure. It's a mountain bike tire mixed with a gravel tire! When you want to try any route, from pavement to hard pack to singletrack this is the tire that will take you further, faster.

MODEL	PART NO.	SIZE	ETRTO	COMPOUND	FEATURE	TPI	BEAD	TL READY	PSI	WEIGHT (G)
Rail Sport	B32756	700 x 40c	40-622	DCC - Dual Control Compound	Skinwall Synthesis	90	FB	YES	35 - 55	445 g
Rail Sport	B32755	650b x 47c	47-584	DCC - Dual Control Compound	Skinwall Synthesis	90	FB	YES	35 - 55	565 g



50

VEE TIRE CO. | #TAKEYOURSELF FURTHER



ROAD

FOR THE FAST LANE



ROAD

In a world where every company claims they make the best we keep ourselves focused and continue to invest, test and truly deliver the best. Once you try our latest innovations in road tire technology, we're sure you'll agree. This year's lineup consists of newly developed compounds and casings that reduce rolling resistance while increasing all aspects of traction and durability. All this while maintaining a light weight for speed. Whether you're a weekender, sport rider or full on racer we have the optimum tire for you.



APACHE CHIEF

With our flagship 3-ply casing and 330 tpi construction Apache Chief has top level puncture protection matched with ultra-low rolling resistance and a race-ready weight. Its grooved tread pattern ensures predictable handling and cornering in dry as well as wet conditions. It's the top choice and favorite among our riders for racing, training and all types of high-speed road riding.

MODEL	PART NO.	SIZE	ETRTO	COMPOUND	FEATURE	TPI	BEAD	TL READY	PSI	WEIGHT (G)
Apache Chief	B39033	700 x 28c	28-622	CC - Continuum Compound	B-Proof (Aramid Belt)	330/3	FB		80 - 120	270 g
Apache Chief	B39028	700 x 28c	28-622	CC - Continuum Compound	B-Proof (Aramid Belt) / Skinwall	330/3	FB		80 - 120	260 g
NEW Apache Chief	B39027	700 x 25c	25-622	CC - Continuum Compound	B-Proof (Aramid Belt)	330/3	FB		80 - 120	260 g
Apache Chief	B39024	700 x 25c	25-622	CC - Continuum Compound	B-Proof (Aramid Belt) / Skinwall	330/3	FB		80 - 120	245 g
Apache Chief	B39023	700 x 23c	23-622	CC - Continuum Compound	B-Proof (Aramid Belt) / Skinwall	330/3	FB		80 - 120	230 g
NEW Apache Chief	B39030	26 x 1.0	25-559	MPC - Multiple Purpose Compound		27	WB		50 - 85	335 g

ROAD RUNNER

This high-performance road racing tire has a smooth surface for maximum grip and light weight. It's available in 23, 25 and 28c widths and now we offer a new 30c width option to satisfy the needs of all styles of riding. It has our B-Proof puncture protection belt under the tread and is also available with the added protection of our Synthesis sidewall for exceptional durability and ultimate flat protection.



MODEL	PART NO.	SIZE	ETRTO	COMPOUND	FEATURE	TPI	BEAD	TL READY	PSI	WEIGHT (G)
Road Runner	B30853	700 x 30c	30-622	CC - Continuum Compound	B-Proof (Aramid Belt)	240/3	FB		80 - 120	360 g
Road Runner	B30846	700 x 28c	28-622	CC - Continuum Compound	B-Proof (Aramid Belt)	240/3	FB		80 - 120	285 g
Road Runner	B30851	700 x 28c	28-622	CC - Continuum Compound	B-Proof (Aramid Belt) / Skinwall	240/3	FB		80 - 120	285 g
Road Runner	B30852	700 x 28c	28-622	MPC - Multiple Purpose Compound	B-Proof (Aramid Belt)	27	WB		80 - 120	375 g
Road Runner	B30847	700 x 25c	25-622	CC - Continuum Compound	B-Proof (Aramid Belt)	240/3	FB		80 - 120	250 g
Road Runner	B30849	700 x 25c	25-622	CC - Continuum Compound	B-Proof (Aramid Belt) / Skinwall	240/3	FB		80 - 120	250 g
Road Runner	B30848	700 x 23c	23-622	CC - Continuum Compound	B-Proof (Aramid Belt)	240/3	FB		80 - 120	230 g
Road Runner	B30850	700 x 23c	23-622	CC - Continuum Compound	B-Proof (Aramid Belt) / Skinwall	240/3	FB		80 - 120	230 g

ROLLDIAC

This multi-use road tire is designed for dry and wet conditions on smooth to rough pavement, pavé and light off-road. The carcass of the Rolldiac is similar to that used on Moto GP tires with a slightly 'A' shaped profile. The crown provides low rolling resistance while the slightly flattened shoulders enhance cornering grip. Our Continuum compound is grippy in both wet and dry yet doesn't compromise long lasting durability. Whether you're battling the elements, training for a long-distance event or sprinting towards a city limit sign you can be sure that the Rolldiac is going to outperform your expectations.



MODEL	PART NO.	SIZE	ETRTO	COMPOUND	FEATURE	TPI	BEAD	TL READY	PSI	WEIGHT (G)
Rolldiac	B36526	700 x 30c	30-622	CC - Continuum Compound	B-Proof (Aramid Belt) / Synthesis	330/3	FB		80 - 120	330 g
Rolldiac	B36530	700 x 30c	30-622	CC - Continuum Compound	B-Proof (Aramid Belt) / Synthesis	180/3	WB		80 - 120	435 g
Rolldiac	B36516	700 x 28c	28-622	CC - Continuum Compound	B-Proof (Aramid Belt) / Synthesis	330/3	FB		80 - 120	290 g
Rolldiac	B36532	700 x 28c	28-622	CC - Continuum Compound	B-Proof (Aramid Belt) / Synthesis	180/3	WB		80 - 120	400 g
Rolldiac	B36514	700 x 25c	25-622	CC - Continuum Compound	B-Proof (Aramid Belt) / Synthesis	330/3	FB		80 - 120	280 g
Rolldiac	B36531	700 x 25c	25-622	CC - Continuum Compound	B-Proof (Aramid Belt) / Synthesis	180/3	WB		80 - 120	385 g

TUBE

PRESTA TUBE
REMOVABLE VALE CORE
DUAL LOCK NUT SYSTEM



Our innertubes are handmade in our factory using our own premium materials. Every single tube that comes off the assembly line is inflated and inspected before boxing for delivery. We take pride in knowing that our hands-on approach ensures the highest quality standards for all our consumers.



CITY TREKKING *URBAN CRUISER*



CITY TREKKING

City trekking is bicycle riding in its most utilitarian form. Commuting by bicycle requires safety and reliability—a lot is weighing on your ride. Whether it's commuting to work or a leisurely ride across town our cutting-edge technology offers high load capacity with the assurance that you'll get where you're headed without hassle. We've even introduced new compounds and casings to optimize your tires for e-bikes and ensure durability over urban debris.





CITY CRUZ

The best city trekking tire should have two main points: maximum puncture protection and long mileage tread life. Reasoning is simple, you can ride your city trekking bike day to day and month to month without any worry of failure. To achieve this goal we developed a new compound formula by adding extra layers for puncture protection resulting in the all new City Cruz. Its tread is designed for all weather conditions so you can ride all year without worry. The City Cruz has an E-50 rating to meet standards required for the fastest city e-bikes.

MODEL	PART NO.	SIZE	ETRTO	COMPOUND	FEATURE	TPI	BEAD	TL READY	PSI	WEIGHT (G)
NEW City Cruz	B34933	700 x 42c	44-622	EC - Energetic Compound	B-Proof Plus, Reflective / E-Bike Ready 50	24	WB		50 - 85	975 g
City Cruz	B34903	700 x 40c	42-622	EC - Energetic Compound	B-Proof Plus, Reflective / E-Bike Ready 50	24	WB		50 - 85	940 g
City Cruz	B34921	700 x 40c	42-622	EC - Energetic Compound	B-Proof Plus, Reflective / E-Bike Ready 50 (All Cream Color)	24	WB		50 - 85	940 g
City Cruz	B34902	700 x 38c	40-622	EC - Energetic Compound	B-Proof Plus, Reflective / E-Bike Ready 50	24	WB		50 - 85	895 g
City Cruz	B34919	700 x 38c	40-622	EC - Energetic Compound	B-Proof Plus, Reflective / E-Bike Ready 50 (All Cream Color)	24	WB		50 - 85	895 g
City Cruz	B34901	700 x 35c	37-622	EC - Energetic Compound	B-Proof Plus, Reflective / E-Bike Ready 50	24	WB		50 - 85	840 g
City Cruz	B34917	700 x 35c	37-622	EC - Energetic Compound	B-Proof Plus, Reflective / E-Bike Ready 50 (All Cream Color)	24	WB		50 - 85	840 g
NEW City Cruz	B34925	700 x 32c	34-622	EC - Energetic Compound	B-Proof Plus, Reflective / E-Bike Ready 50	24	WB		50 - 85	670 g
City Cruz	B34904	26 x 1.75	47-559	EC - Energetic Compound	B-Proof Plus, Reflective / E-Bike Ready 50	24	WB		50 - 85	930 g
City Cruz	B34923	26 x 1.75	47-559	EC - Energetic Compound	B-Proof Plus, Reflective / E-Bike Ready 50 (All Cream Color)	24	WB		50 - 85	930 g

ZILENT

With innovation adopted from our automotive and motorcycle technology, Zilent features special compounds for low rolling resistance. Its state-of-the-art construction provides high load capacity and added strength for ultimate flat protection. Its innovative tread makes this a quiet tire on the road and angled, super grippy edges provide predictable, safe cornering capabilities. A 5mm thick B-Proof rubber belt under the tread and reflective sidewall bands aid in confident, hassle-free riding. The Zilent has an E-50 rating to meet standards required for the fastest city e-bikes.



MODEL	PART NO.	SIZE	ETRTO	COMPOUND	FEATURE	TPI	BEAD	TL READY	PSI	WEIGHT (G)
Zilent	B31520	28 x 1.75 (700 x 47c)	47-622	EC - Energetic Compound	B-Proof (Rubber Belt 5mm) Reflective / E-Bike Ready 50	72	WB		45 - 70	850 g
Zilent	B31542	28 x 1.60 (700 x 42c)	42-622	EC - Energetic Compound	B-Proof (Rubber belt 3mm) Reflective / E-Bike Ready 50	72	FB		50 - 85	800 g
Zilent	B31521	28 x 1.60 (700 x 42c)	42-622	EC - Energetic Compound	B-Proof (Rubber Belt 5mm) Reflective / E-Bike Ready 50	72	WB		50 - 85	820 g
Zilent	B31544	28 x 1.60 (700 x 42c)	42-622	EC - Energetic Compound	B-Proof (Rubber belt 3mm) Reflective / E-Bike Ready 50 / All Cream	72	FB		50 - 85	875 g
Zilent	B31543	28 x 1.60 (700 x 42c)	42-622	EC - Energetic Compound	B-Proof (Rubber belt 3mm) Reflective / E-Bike Ready 50 / Sidewall Cream	72	FB		50 - 85	875 g
Zilent	B31522	28 x 1.50 (700 x 38c)	40-622	EC - Energetic Compound	B-Proof (Rubber Belt 5mm) Reflective / E-Bike Ready 50	72	WB		55 - 58	800 g
Zilent	B31523	28 x 1.40 (700 x 35c)	35-622	EC - Energetic Compound	B-Proof (Rubber Belt 5mm) Reflective / E-Bike Ready 50	72	WB		65 - 95	680 g
Zilent	B31524	26 x 1.75	47-559	EC - Energetic Compound	B-Proof (Rubber Belt 5mm) Reflective / E-Bike Ready 50	72	WB		45 - 70	850 g
Zilent	B31525	20 x 1.25	32-406	EC - Energetic Compound	B-Proof (Aramid Belt), Reflective	72	WB		55 - 100	310 g

EASY STREET

With a smooth centerline for a fast rolling comfort and a grooved directional tread pattern on the sides our Easy Street is a commuter and light gravel or towpath tire that will never leave you stranded. Smooth and quiet, you can go further with less effort than ever before.



MODEL	PART NO.	SIZE	ETRTO	COMPOUND	FEATURE	TPI	BEAD	TL READY	PSI	WEIGHT (G)
Easy Street	B29240	28 x 1.75 (700 x 47c)	47-622	EC - Energetic Compound	B-Proof (Aramid Belt), Reflective	72	WB		45 - 70	730 g
Easy Street	B29271	28 x 1.75 (700 x 47c)	47-622	EC - Energetic Compound	B-Proof (Aramid Belt), Reflective / Skinwall	72	WB		45 - 70	700 g
Easy Street	B29270	28 x 1.75 (700 x 47c)	47-622	EC - Energetic Compound	B-Proof (Aramid Belt), Reflective / All Cream Color	72	WB		45 - 70	730 g
Easy Street	B29269	28 x 1.75 (700 x 47c)	47-622	EC - Energetic Compound	B-Proof (Aramid Belt), Reflective / Brown tread / White Wall	72	WB		45 - 70	730 g
Easy Street	B29241	28 x 1.60 (700 x 42c)	42-622	EC - Energetic Compound	B-Proof (Aramid Belt), Reflective	72	WB		50 - 85	680 g
Easy Street	B29274	28 x 1.60 (700 x 42c)	42-622	EC - Energetic Compound	B-Proof (Aramid Belt), Reflective / Skinwall	72	WB		50 - 85	620 g
Easy Street	B29273	28 x 1.60 (700 x 42c)	42-622	EC - Energetic Compound	B-Proof (Aramid Belt), Reflective / All Cream Color	72	WB		50 - 85	700 g
Easy Street	B29272	28 x 1.60 (700 x 42c)	42-622	EC - Energetic Compound	B-Proof (Aramid Belt), Reflective / Brown tread / White Wall	72	WB		50 - 85	700 g
Easy Street	B29242	28 x 1.50 (700 x 38c)	40-622	EC - Energetic Compound	B-Proof (Aramid Belt), Reflective	72	WB		55 - 58	620 g
Easy Street	B29261	28 x 1.50 (700 x 38c)	40-622	EC - Energetic Compound	B-Proof (Aramid Belt), Reflective / Skinwall	72	WB		55 - 58	720 g
Easy Street	B29259	28 x 1.50 (700 x 38c)	40-622	EC - Energetic Compound	B-Proof (Aramid Belt), Reflective / All Cream Color	72	WB		55 - 58	720 g
Easy Street	B29258	28 x 1.50 (700 x 38c)	40-622	EC - Energetic Compound	B-Proof (Aramid Belt), Reflective / Brown tread / White Wall	72	WB		55 - 58	720 g
Easy Street	B29243	28 x 1.40 (700 x 35c)	37-622	EC - Energetic Compound	B-Proof (Aramid Belt), Reflective	72	WB		65 - 95	580 g
Easy Street	B29265	28 x 1.40 (700 x 35c)	37-622	EC - Energetic Compound	B-Proof (Aramid Belt), Reflective / Skinwall	72	WB		65 - 95	640 g
Easy Street	B29263	28 x 1.40 (700 x 35c)	37-622	EC - Energetic Compound	B-Proof (Aramid Belt), Reflective / All Cream Color	72	WB		65 - 95	740 g
Easy Street	B29262	28 x 1.40 (700 x 35c)	37-622	EC - Energetic Compound	B-Proof (Aramid Belt), Reflective / Brown tread / White Wall	72	WB		65 - 95	740 g
Easy Street	B29244	28 x 1.25 (700 x 32c)	32-622	EC - Energetic Compound	B-Proof (Aramid Belt), Reflective	72	WB		65 - 95	460 g



SPEEDSTER

You want speed? We've got speed! Our Speedster is designed for high velocity with minimal drag on hard-pack or paved terrain. A honeycomb center tread provides lowest-in-class rolling resistance and unbelievable tread life. It also provides excellent traction in dry or wet conditions. Large diamond shaped side knobs enhance grip in corners while the center tread knobs get larger moving outward to combine speed with confident cornering traction. Under the tread is our B-Proof Aramid belt which provides enhanced puncture protection. And with its high-volume carcass you might just feel like you're floating on air.

MODEL	PART NO.	SIZE	ETRTO	COMPOUND	FEATURE	TPI	BEAD	TL READY	PSI	WEIGHT (G)
Speedster	B316140	29 x 1.95/28 x 2.0	50-622	MPC - Multiple Purpose Compound	B-Proof (Aramid Belt) Reflective	72	WB		22.5 - 50	840 g
Speedster	B316141	29 x 1.95/28 x 2.0	50-622	MPC - Multiple Purpose Compound	B-Proof (Aramid Belt) Reflective / Brown tread / White Wall	72	WB		22.5 - 50	940 g
Speedster	B316142	29 x 1.95/28 x 2.0	50-622	MPC - Multiple Purpose Compound	B-Proof (Aramid Belt) Reflective / All Cream Color	72	WB		22.5 - 50	940 g
Speedster	B316273	29 x 1.95/28 x 2.0	50-622	MPC - Multiple Purpose Compound	B-Proof (Aramid Belt) Reflective / Skinwall	72	WB		22.5 - 50	840 g



BALDY

Our Baldy tire is an excellent city tire with a tread pattern designed specifically for urban situations. This semi-slick design is now available with our B-Proof technology, making it nearly impenetrable by broken glass, rocks and most other harmful debris you may encounter on your commute to work, school or the pub.

MODEL	PART NO.	SIZE	ETRTD	COMPOUND	FEATURE	TPI	BEAD	TL READY	PSI	WEIGHT (G)
Baldy	B29031	28 x 1.75 (700 x 47c)	47-622	MPC - Multiple Purpose Compound	B-Proof (Aramid Belt)	72	WB		45 - 70	870 g
Baldy	B29050	28 x 1.25 (700 x 32c)	32-622	EC - Energetic Compound	B-Proof Plus Reflective	24	WB		65 - 100	730 g
Baldy	B29030	28 x 1.25 (700 x 32c)	32-622	MPC - Multiple Purpose Compound	B-Proof (Aramid Belt)	72	WB		65 - 100	570 g
Baldy	B29032	26 x 1.50	40-559	MPC - Multiple Purpose Compound	B-Proof (Aramid Belt)	72	WB		55 - 100	680 g
Baldy	B29033	20 x 1.95	50-406	MPC - Multiple Purpose Compound	B-Proof (Aramid Belt)	72	FB		50 - 70	480 g
Baldy	B29034	20 x 1.95	50-406	MPC - Multiple Purpose Compound	B-Proof (Aramid Belt)	72	WB		50 - 70	545 g
Baldy	B29037	20 x 1.50	40-406	MPC - Multiple Purpose Compound	B-Proof (Aramid Belt)	72	FB		55 - 100	420 g
Baldy	B29038	20 x 1.50	40-406	MPC - Multiple Purpose Compound	B-Proof (Aramid Belt)	72	WB		55 - 100	480 g



The growth of the e-bike in most bicycle categories is remarkable and as a result the demand for tires with E-25 and E-50 ratings is rising quickly. To meet customer requirements, we created a special segment for e-bikes to make it easier to find specific e-bike compatible tires. The first thing is choosing the speed limit, keeping in mind that each country has different standards and requirements. Make sure to choose the tire that meets your speed rating requirements by checking if the logo is E-25 or E-50. Also consider maximum load and speed as regulated in ECE-R75. The wrong selection of e-bike tires could lead to injury. Safety first!

E-25

Standard rating for e-bikes with a speed limit of 25 km/h. You can find this marking in many of our categories from gravity, plus size and mountain in 17 different tire patterns and sizes.

E-50

Some city trekking and road bikes are equipped with high power motors and bigger battery capacity to reach higher speeds up to 50 km/h. These e-bikes need a specific tire with a stronger casing than E-25 rated tires, increased puncture protection and better rolling resistance for high speed riding. We have E-50 rated tires available in 16 different models to meet customer demands.

E-Bike Tire by VEE Tire Co.

As a tire manufacturer, we made a special category for e-bikes. The e-bike category is growing at an feverous pace with more bike brands offering e-bikes that go faster on the dirt and on the road and that are capable of carrying heavier loads in the cargo segment. Currently, we have 33 different E-25 and E-50 rated tires. We are always listening to our customers about the latest demand for fat tires for e-bike and specific requests such as electric scooters by BMW Motorrad.

As the e-bike category grows we would like to hear your ideas about what we should develop in the near future. Please share your opinion on our social media sites and let's make the world roll faster and safer!



CATEGORY	MODEL	PART NO.	SIZE
Gravity - All Mountain	NEW Flow R-CP	B43801	29 x 2.35
Gravity - All Mountain	NEW Flow R-CP	B43802	29 x 2.35
Gravity - All Mountain	NEW Flow R-CP	B43804	27.5 x 2.35
Gravity - All Mountain	NEW Flow R-CP	B43805	27.5 x 2.35
Gravity - All Mountain	NEW Flow Snap	B40334	29 x 2.6
Gravity - All Mountain	Flow Snap	B40304	29 x 2.35
Gravity - All Mountain	NEW Flow Snap	B40335	27.5 x 2.6
Gravity - All Mountain	Flow Snap	B40310	27.5 x 2.35
Gravity - All Mountain	Flow R Two	B38701-2	27.5 x 2.35
Gravity - All Mountain	NEW Flow Smasher	B40207	27.5 x 2.40
Plus Size	Flow Snap	B40314	29 x 2.6
Plus Size	Flow Snap	B40312	27.5 x 2.6
Plus Size	Crown Gem	B378103	29 x 2.6
Plus Size	Crown Gem	B37888	27.5 x 3.0
Plus Size	Crown Gem	B37892	27.5 x 2.8
Plus Size	Crown Gem	B37895	27.5 x 2.8
Plus Size	Speedster	B316192	29 x 2.8
Plus Size	Speedster	B316194	27.5 x 3.0
Plus Size	NEW Speedster	B316380	27.5 x 2.8
Plus Size	Speedster	B316198	26 x 2.8
Plus Size	NEW T-Fatty	B32422	29 x 3.0
Plus Size	T-Fatty	B32417	26 x 3.0
MTB Trail - XC	NEW Rail Escape	B40908	29 x 2.40
MTB Trail - XC	NEW Rail Escape	B40509	27.5 x 2.40
MTB Trail - XC	Crown GEM	B378105	29 x 2.30
MTB Trail - XC	Crown GEM	B37865	29 x 2.30
MTB Trail - XC	Crown GEM	B37831	27.5 x 2.25
Cyclocross & Gravel	NEW G-sport	B40912	700 x 44c
Cyclocross & Gravel	NEW G-sport	B40913	700 x 44c
Cyclocross & Gravel	NEW G-sport	B40914	700 x 44c
Cyclocross & Gravel	NEW G-sport	B40909	700 x 40c
Cyclocross & Gravel	NEW G-sport	B40910	700 x 40c
Cyclocross & Gravel	NEW G-sport	B40911	700 x 40c
Cyclocross & Gravel	NEW G-sport	B40932	700 x 38c
Cyclocross & Gravel	NEW G-sport	B40931	700 x 38c
Cyclocross & Gravel	NEW G-sport	B40904	700 x 35c
Cyclocross & Gravel	NEW G-sport	B40915	29 x 1.95
Cyclocross & Gravel	NEW G-sport	B40916	29 x 1.95
Cyclocross & Gravel	NEW G-sport	B40917	27.5 x 1.95
Cyclocross & Gravel	NEW G-sport	B40918	27.5 x 1.95
Cyclocross & Gravel	NEW G-sport	B40905	26 x 1.75
Cyclocross & Gravel	Speedster	B316319	700 x 35c
Cyclocross & Gravel	Speedster	B316313	27.5 x 1.95
Cyclocross & Gravel	Speedster	B316314	27.5 x 1.75
Cyclocross & Gravel	Speedster	B316315	27.5 x 1.50

CATEGORY	MODEL	PART NO.	SIZE
Plus Size	Bulldozer	B37318	29 x 3.25
Plus Size	Bulldozer	B37306	27.5 x 3.0
Plus Size	Bulldozer	B37320	27.5 x 3.0
Plus Size	Bulldozer	B37313	27.5 x 2.8
Plus Size	Bulldozer	B37312	27.5 x 2.8
Plus Size	Bulldozer	B37323	27.5 x 2.8
MTB Trail - XC	Galaxy	B35037	29 x 2.10
MTB Trail - XC	Galaxy	B35032	27.5 x 2.10
MTB Trail - XC	Galaxy	B35035	26 x 2.10
Fat Tire	Bulldozer	B37304	26 x 4.7
Fat Tire	Bulldozer	B37303	26 x 4.7
Fat Tire	Bulldozer	B37302	26 x 4.7
Fat Tire	Bulldozer	B37308	26 x 4.25
Fat Tire	Mission Command	B32121	24 x 4.0
Fat Tire	Mission Command	B32182	24 x 4.0
Fat Tire	Mission Command	B32109	20 x 4.0
Fat Tire	Mission Command	B321127	20 x 4.0
Fat Tire	Speedster	B316135	20 x 4.0
Fat Tire	Speedster	B316189	20 x 4.0
Fat Tire	Speedster	B316395	20 x 4.0
Fat Tire	Apache Fattyalik	B42702	20 x 4.0
Cyclocross & Gravel	Rail	B32710	700 x 40c
Cyclocross & Gravel	Speedster	B316320	700 x 40c
City Trekking - Urban Commuter	NEW City Cruz	B34933	700 x 42c
City Trekking - Urban Commuter	City Cruz	B34903	700 x 40c
City Trekking - Urban Commuter	City Cruz	B34921	700 x 40c
City Trekking - Urban Commuter	City Cruz	B34902	700 x 38c
City Trekking - Urban Commuter	City Cruz	B34919	700 x 38c
City Trekking - Urban Commuter	City Cruz	B34901	700 x 35c
City Trekking - Urban Commuter	City Cruz	B34917	700 x 35c
City Trekking - Urban Commuter	NEW City Cruz	B34925	700 x 32c
City Trekking - Urban Commuter	City Cruz	B34904	26 x 1.75
City Trekking - Urban Commuter	City Cruz	B34923	26 x 1.75
City Trekking - Urban Commuter	Zilent	B31520	28 x 1.75 (700 x 47c)
City Trekking - Urban Commuter	Zilent	B31542	28 x 1.60 (700 x 42c)
City Trekking - Urban Commuter	Zilent	B31521	28 x 1.60 (700 x 42c)
City Trekking - Urban Commuter	Zilent	B31544	28 x 1.60 (700 x 42c)
City Trekking - Urban Commuter	Zilent	B31543	28 x 1.60 (700 x 42c)
City Trekking - Urban Commuter	Zilent	B31522	28 x 1.50 (700 x 38c)
City Trekking - Urban Commuter	Zilent	B31523	28 x 1.40 (700 x 35c)
City Trekking - Urban Commuter	Zilent	B31524	26 x 1.75
Junior & Specialty Tire	Mission Command	B32121	24 x 4.0
Junior & Specialty Tire	Mission Command	B32182	24 x 4.0
Junior & Specialty Tire	Mission Command	B32109	20 x 4.0



BMX

MAXIMUM SPEED

BMX



VEE Tire Co. is an industry leader in BMX racing tires and we have a World Championship to prove it. We answer the call of the world's fastest racers looking for a competitive advantage and NOBODY has a more complete BMX racing tire range than we do. For those chasing victory on their hometown courses, at world championships or at the Olympic Games we offer tires that are fast, responsive and perform amazingly on all types of terrain and conditions. Always on the lookout for new ways to advance your ride, we now offer new compounds and colorways that allow you to not only win but look great as well.





SPEEDBOOSTER ELITE

Our premium World Championship winning tire is now available to everyone! We took the award-winning design of the Speed Booster and added our mountain bike World Cup circuit proven Fast 50 compound to make the best, fastest and most advanced BMX tire in the world. It can handle any track, any condition and any speed. All you need is one ride on Speed Booster Elite and you'll know why it was ridden to the elite men's World Championship!

MODEL	PART NO.	SIZE	ETRTO	COMPOUND	FEATURE	TPI	BEAD	TL READY	PSI	WEIGHT (G)
NEW SpeedBooster Elite	B44801	20 x 1.75	47-406	Fast 50 Compound	B-Proof (Aramid Belt)	80	FB	YES	Max 100	385 g
NEW SpeedBooster Elite	B44602	20 x 1.60	41-406	Fast 50 Compound	B-Proof (Aramid Belt)	90	FB	YES	Max 100	370 g
NEW SpeedBooster Elite	B44803	20 x 1.50	40-406	Fast 50 Compound	B-Proof (Aramid Belt)	90	FB	YES	Max 100	365 g

SPEED BOOSTER

An evolution in racing competition, Speed Booster is designed for top BMX racers who demand lighter weight, better cornering stability and the lowest possible rolling resistance in high speed, grippy race courses. Thanks to our newly developed LSG+ compound, used exclusively for Speed Booster, this is now possible. Our Speed Booster is designed just for you to go as fast as ever.



MODEL	PART NO.	SIZE	ETRTO	COMPOUND	FEATURE	TPI	BEAD	TL READY	PSI	WEIGHT (G)
SpeedBooster	B41114	24 x 1.75	47-507	LSG + Low Specific Gravity (Plus)		90	FB		Max 100	485 g
SpeedBooster	B41119	24 x 1.75	47-507	LSG + Low Specific Gravity (Plus)		72	WB		Max 100	570 g
SpeedBooster	B41112	24 x 1.80	41-507	LSG + Low Specific Gravity (Plus)		90	FB		Max 100	465 g
SpeedBooster	B41104	20 x 1.95	50-406	LSG + Low Specific Gravity (Plus)		90	FB		Max 100	425 g
SpeedBooster	B41115	20 x 1.95	50-406	LSG + Low Specific Gravity (Plus)		72	WB		Max 100	510 g
SpeedBooster	B41102	20 x 1.85	48-406	LSG + Low Specific Gravity (Plus)		90	FB		Max 100	380 g
SpeedBooster	B41101	20 x 1.75	47-406	LSG + Low Specific Gravity (Plus)		90	FB		Max 100	360 g
SpeedBooster	B41110	20 x 1.75	47-406	LSG + Low Specific Gravity (Plus)		72	WB		Max 100	450 g
SpeedBooster	B41103	20 x 1.60	41-406	LSG + Low Specific Gravity (Plus)		90	FB		Max 100	330 g
SpeedBooster	B41109	20 x 1.60	41-406	LSG + Low Specific Gravity (Plus)		72	WB		Max 100	410 g
SpeedBooster	B41117	20 x 1.50	40-406	LSG + Low Specific Gravity (Plus)		90	FB		Max 100	320 g
NEW SpeedBooster	B41116	20 x 1.50	40-406	LSG + Low Specific Gravity (Plus)		72	WB		Max 100	400 g
NEW SpeedBooster	B41129	20 x 1 3/8	37-451	Fast 50 Compound	B-Proof (Aramid Belt)	90	FB		Max 100	290 g
SpeedBooster	B41106	20 x 1 3/8	37-451	LSG + Low Specific Gravity (Plus)		90	FB		Max 100	270 g
SpeedBooster	B41108	20 x 1 3/8	37-451	LSG + Low Specific Gravity (Plus)		72	WB		Max 100	420 g
NEW SpeedBooster	B41130	20 x 1 1/8	28-451	Fast 50 Compound	B-Proof (Aramid Belt)	90	FB		Max 100	245 g
SpeedBooster	B41105	20 x 1 1/8	28-451	LSG + Low Specific Gravity (Plus)		90	FB		Max 100	230 g
SpeedBooster	B41107	20 x 1 1/8	28-451	LSG + Low Specific Gravity (Plus)		72	WB		Max 100	310 g
NEW SpeedBooster	B41125	18 x 1.0	25-400	LSG - Low Specific Gravity		90	FB		Max 100	140 g
NEW OS SpeedBooster	B41138	20x1.75	41-451	LSG + Low Specific Gravity (Plus)	B-Proof (Aramid Belt)	90	FB		Max 100	390 g
NEW OS SpeedBooster	B41139	20x1.60	41-451	LSG + Low Specific Gravity (Plus)	B-Proof (Aramid Belt)	90	FB		Max 100	360 g

SPEEDSTER

Speedster is designed for the highest speeds with minimal drag on hard pack or paved tracks. Its honeycomb center provides excellent traction in every condition and surface. Large diamond shaped side knobs deliver the grip you need in corners and large bowl turns. Speedster is available in a range of sizes and tread compounds to suit racers of all ages. Also available in an assortment of colors for that customized look.



MODEL	PART NO.	SIZE	ETRTO	COMPOUND	FEATURE	TPI	BEAD	TL READY	PSI	WEIGHT (G)
Speedster	B31646	24 x 1.75	47-507	LSG - Low Specific Gravity		90	FB		Max 100	440 g
Speedster	B316275	24 x 1.75	47-507	LSG - Low Specific Gravity	Skinwall	90	FB		Max 100	450 g
Speedster	B316338	24 x 1.75	47-507	LSG - Low Specific Gravity		27	WB		Max 100	580 g
Speedster	B31645	24 x 1.50	40-507	LSG - Low Specific Gravity		90	FB		Max 100	350 g
Speedster	B316339	24 x 1.50	40-507	LSG - Low Specific Gravity		27	WB		Max 100	520 g
Speedster	B31644	24 x 1 1/8	28-520	LSG - Low Specific Gravity		90	FB		Max 100	290 g
Speedster	B316340	24 x 1 1/8	28-520	LSG - Low Specific Gravity		27	WB		Max 100	485 g
Speedster	B316343	20 x 1.95	50-406	LSG - Low Specific Gravity		27	WB		Max 100	560 g
Speedster	B31614	20 x 1.75	47-406	LSG - Low Specific Gravity		90	FB		Max 100	390 g
Speedster	B316283	20 x 1.75	47-406	LSG - Low Specific Gravity	Skinwall	90	FB		Max 100	375 g
Speedster	B31624	20 x 1.75	47-406	LSG - Low Specific Gravity	White Sidewall	90	FB		Max 100	460 g
Speedster	B316344	20 x 1.75	47-406	LSG - Low Specific Gravity		27	WB		Max 100	470 g
Speedster	B316345	20 x 1.60	43-406	LSG - Low Specific Gravity		27	WB		Max 100	470 g
Speedster	B31613	20 x 1.50	40-406	LSG - Low Specific Gravity		90	FB		Max 100	330 g
Speedster	B316287	20 x 1.50	40-406	LSG - Low Specific Gravity	Skinwall	90	FB		Max 100	330 g
Speedster	B31623	20 x 1.50	40-406	LSG - Low Specific Gravity	White Sidewall	90	FB		Max 100	415 g
Speedster	B316346	20 x 1.50	40-406	LSG - Low Specific Gravity		27	WB		Max 100	410 g
Speedster	B31617	20 x 1 3/8	37-451	LSG - Low Specific Gravity		90	FB		Max 100	250 g
Speedster	B316289	20 x 1 3/8	37-451	LSG - Low Specific Gravity	Skinwall	90	FB		Max 100	240 g
Speedster	B31627	20 x 1 3/8	37-451	LSG - Low Specific Gravity	White Sidewall	90	FB		Max 100	340 g
Speedster	B316347	20 x 1 3/8	37-451	LSG - Low Specific Gravity		27	WB		Max 100	440 g
Speedster	B31616	20 x 1 1/8	28-451	LSG - Low Specific Gravity		90	FB		Max 100	250 g
Speedster	B31626	20 x 1 1/8	28-451	LSG - Low Specific Gravity	White Sidewall	90	FB		Max 100	300 g
Speedster	B316348	20 x 1 1/8	28-451	LSG - Low Specific Gravity		27	WB		Max 100	400 g
Speedster	B31620	18 x 1.0	25-400	LSG - Low Specific Gravity		90	FB		Max 80	120 g
Speedster	B316250	18 x 1.0	25-400	MPC - Multiple Purpose Compound		72	WB		Max 80	190 g



MK3

A timeless BMX racing classic, our MK3 is as storied as the sport itself. MK3 boasts incredible sidewall strength and stiffness by using our special honeycomb sidewall technology. The file tread center and micro knobby side blocks provide impeccable traction and speed in all conditions. At any speed you'll never feel any squirm or swap on the track with MK3.

MODEL	PART NO.	SIZE	ETRTO	COMPOUND	FEATURE	TPI	BEAD	TL READY	PSI	WEIGHT (G)
MK3	B28914	24 x 1.85	48-507	LSG - Low Specific Gravity		72	FB		Max 100	520 g
MK3	B28913	24 x 1.75	47-507	LSG - Low Specific Gravity		72	FB		Max 100	460 g
MK3	B28912	24 x 1.50	40-507	LSG - Low Specific Gravity		72	FB		Max 100	380 g
MK3	B28911	24 x 1 3/8	37-520	LSG - Low Specific Gravity		72	FB		Max 100	300 g
MK3	B28910	24 x 1 1/8	28-520	LSG - Low Specific Gravity		72	FB		Max 100	260 g
MK3	B28909	24 x 1.0	25-507	LSG - Low Specific Gravity		72	FB		Max 80	200 g
MK3	B28949	24 x 1.0	25-520	LSG - Low Specific Gravity		72	WB		Max 80	275 g
MK3	B28908	20 x 2.0	51-406	LSG - Low Specific Gravity		72	FB		Max 100	460 g
MK3	B28907	20 x 1.75	47-406	LSG - Low Specific Gravity		72	FB		Max 100	395 g
MK3	B28905	20 x 1.50	40-406	LSG - Low Specific Gravity		72	FB		Max 100	300 g
MK3	B28904	20 x 1 3/8	37-451	LSG - Low Specific Gravity		72	FB		Max 100	295 g
MK3	B28903	20 x 1 1/8	28-451	LSG - Low Specific Gravity		72	FB		Max 100	270 g
MK3	B28906	20 x 1.0	25-451	LSG - Low Specific Gravity		72	FB		Max 80	185 g



VEE P.O.P FITS

FAT TIRE
+PLUS SIZE
CROWN SERIES
GRAVITY
MOUNTAIN BIKE
ROAD

CYCLOCROSS & GRAVEL
CITY TREKKING URBAN COMMUTER
BMX
DIRT JUMP
JUNIOR & SPECIALTY
SOFT GOOD





TAKE YOURSELF FURTHER

FAST 50 COMPOUND

VEE TIRE Co.
SPEEDBOOSTER ZOLDER EDITION

FAST
50

TISSOT
SWISS WATCHES SINCE 1853



STREET & DIRT

JUMP HIGHER

STREET & DIRT



This year has seen increasing growth in the dirt jump category and we're proud to have offered tires specific to this segment from the very beginning. We've worked with talented pros to test, shape and prove our tires. It's with their professional stamp of approval that we offer you the Speedster and XCV tires for the perfect dirt jump combination. For freestyle we offer Speedster ST and Capsule for big air time.





SPEEDSTER (TWO SIX DJ) SPEEDSTER ST SPEEDSTER

Our large air volume Speedster line is designed to give you the utmost in confidence on hard pack, wood or paved circuits. Its honeycomb center provides excellent traction in every condition and platform. Large diamond shaped side knobs deliver the grip you need in corners and large bowl turns. Adapted from the original Speedster BMX racing tread, this tire has the same great speed and traction with a customized design for tricks and stunts in the park or backyard field.

MODEL	PART NO.	SIZE	ETRTO	COMPOUND	FEATURE	TPI	BEAD	TL READY	PSI	WEIGHT (G)
Speedster	B316350	29 x 2.30	58-622	DCC - Dual Control Compound		27	WB		22.5 - 50	930 g
Speedster	B316349	29 x 2.10	54-622	MPC - Multiple Purpose Compound		72	WB		22.5 - 50	880 g
Speedster	B316115	29 x 2.10	54-622	MPC - Multiple Purpose Compound		27	WB		22.5 - 50	920 g
Speedster	B316301	29 x 2.10	54-622	MPC - Multiple Purpose Compound	Skinwall	27	WB		22.5 - 50	910 g
Speedster (Two Six DJ)	B316255	26 x 2.125	54-559	LSG - Low Specific Gravity	Synthesis Sidewall	120	FB	YES	45 - 65	620 g
NEW Speedster ST	B316391	20 x 2.4	61-406	LSG - Low Specific Gravity		72	FB		Max 100	665 g
NEW Speedster ST	B316392	20 x 2.4	61-406	MPC - Multiple Purpose Compound		72	WB		Max 100	725 g
Speedster ST	B31676	20 x 2.35	60-406	MPC - Multiple Purpose Compound		72	FB		Max 100	650 g
Speedster ST	B316342	20 x 2.25	57-406	LSG - Low Specific Gravity		27	WB		Max 65	680 g

XCV (TWO SIX DJ)

Nice flow, very little rolling resistance and dependability are the keys to a great dirt jump mountain bike tire. Our Two Six DJ XCV gives you a smooth rolling set-up that won't slip out when the dirt gets real and you're about to send it. If you're looking for something a little less knobby than a traditional mountain bike tire but with more traction and cornering ability than your usual dirt jump tire mount up a set of these. You won't be disappointed.



MODEL	PART NO.	SIZE	ETRTO	COMPOUND	FEATURE	TPI	BEAD	TL READY	PSI	WEIGHT (G)
XCV (Two Six DJ)	B33361	26 x 2.25	57-559	LSG - Low Specific Gravity	Synthesis Sidewall	120	FB	YES	45 - 65	560 g
XCV (Two Six DJ)	B33362	26 x 2.125	54-559	LSG - Low Specific Gravity	Synthesis Sidewall	120	FB	YES	45 - 65	560 g

CAPSULE

Smooth enough to kill your street stunts yet with just enough bite to hit the dirt. Our Capsule is designed for the three trickster surfaces you love most - street, dirt and ramp. And it has a 65 psi rating. Boom!



MODEL	PART NO.	SIZE	ETRTO	COMPOUND	FEATURE	TPI	BEAD	TL READY	PSI	WEIGHT (g)
Capsule	B35602	20 x 2.35	57-406	MPC - Multiple Purpose Compound		27	WB		Max 65	710 g
Capsule	B35604	20 x 2.25	57-406	MPC - Multiple Purpose Compound		27	WB		Max 65	590 g
Capsule	B35601	18 x 2.25	57-355	MPC - Multiple Purpose Compound		27	WB		Max 65	600 g



TAKE YOURSELF FURTHER

STREET & DIRT



JUNIOR & SPECIALTY

KIDS ON A MISSION



JUNIOR & SPECIALTY

We've expanded our line to feature a wide variety of both Juniors and Specialty tires to give you more variety than ever before. For the kids, we've taken all the same innovative technology found with our full-size tires and redeveloped them to be safe, suitable and effective for younger ages. Who says kid's bikes have to have heavy tires? The same casings, treads and high performance are built into these tires as found on their bigger versions. Our specialty tires range from tires for stunt bikes to unicycle.





FLOW SNAP

A true Gravity tire for kids! After successfully developing our Flow Snap for enduro and downhill competition in both 27.5 and 29 inch, we created this special little tire for kids who push their limits in all-mountain, enduro, downhill and at the bike park. Utilizing the same specifications as its big brother with the same soft compound, 72 TPI count, folding bead, enduro casing and tubeless ready bead this smaller diameter 20x2.4 and 24x2.4 offering allows the groms to ride as hard, if not harder, than the big kids.

MODEL	PART NO.	SIZE	ETRTO	COMPOUND	FEATURE	TPI	BEAD	TL READY	PSI	WEIGHT (G)
NEW Flow Snap	B40317	24 x 2.4	61-507	TC - Tackee Compound	Enduro Core	72	FB	YES	22.5 - 50	820 g
NEW Flow Snap	B40318	20 x 2.4	61-406	TC - Tackee Compound	Enduro Core	72	FB	YES	22.5 - 50	680 g

CROWN GEM

We've taken the same competitive design of our full-size Crown Gem and developed a smaller version for Junior class mountain bike competition. This Tubeless Ready tire is available in sizes from 12" up to 24" to provide true off-road performance no matter how small you are at a very competitive weight. Its unique tread pattern features specially designed side knobs for cornering control with an aggressive center knob for added traction and speed.



MODEL	PART NO.	SIZE	ETRTO	COMPOUND	FEATURE	TPI	BEAD	TL READY	PSI	WEIGHT (G)
Crown GEM	B37833	28 x 2.25	57-559	DCC - Dual Control Compound		90	FB	YES	22.5 - 50	765 g
Crown GEM	B37845	26 x 2.25	57-559	MPC - Multiple Purpose Compound		27	WB		22.5 - 50	825 g
Crown GEM	B37816	24 x 2.25	57-507	DCC - Dual Control Compound		120	FB	YES	30 - 55	570 g
Crown GEM	B37819	24 x 2.25	57-507	DCC - Dual Control Compound		72	FB	YES	30 - 55	700 g
Crown GEM	B37814	24 x 2.25	57-507	MPC - Multiple Purpose Compound		27	WB		30 - 55	755 g
Crown GEM	B37867	20 x 2.25	57-406	DCC - Dual Control Compound		120	FB	YES	30 - 55	520 g
Crown GEM	B37849	20 x 2.25	57-406	MPC - Multiple Purpose Compound		27	WB		30 - 55	635 g
Crown GEM	B378114	18 x 2.25	57-355	MPC - Multiple Purpose Compound		27	WB		30 - 55	485 g
Crown GEM	B378115	16 x 2.25	57-305	MPC - Multiple Purpose Compound		27	WB		30 - 55	440 g
Crown GEM	B378110	16 x 2.25	57-305	MPC - Multiple Purpose Compound	Skinwall	27	WB		30 - 55	410 g
Crown GEM	B378116	14 x 2.25	57-254	MPC - Multiple Purpose Compound		27	WB		30 - 55	370 g
Crown GEM	B378111	14 x 2.25	57-254	MPC - Multiple Purpose Compound	Skinwall	27	WB		30 - 55	350 g
Crown GEM	B378117	12 x 2.25	57-203	MPC - Multiple Purpose Compound		27	WB		30 - 55	380 g

MISSION COMMAND

Our junior sized Mission Command has all the same features as our full sized fat tire, but in a smaller size for youth rides. With continuous center tread knobs, it's a fast rolling fatty with excellent control. This new pattern offers an extremely smooth ride with plenty of grip and cornering stability.



MODEL	PART NO.	SIZE	ETRTD	COMPOUND	FEATURE	TPI	BEAD	TL READY	PSI	WEIGHT (G)
Mission Command	B32121	24 x 4.0	102-507	MPC - Multiple Purpose Compound	E-Bike Ready 50	72	WB		8 - 20	1,530 g
Mission Command	B32182	24 x 4.0	102-507	MPC - Multiple Purpose Compound	E-Bike Ready 50	27	WB		8 - 20	1,600 g
Mission Command	B32109	20 x 4.0	102-406	MPC - Multiple Purpose Compound	E-Bike Ready 50	72	WB		8 - 20	1,215 g



RAIL JR.

When the open road is calling you and junior to hit some gravel roads this is the choice. By combining a more aggressive knob pattern borrowed from our cross-country specific tires you get a tread and compound designed for ultimate adventure, only in smaller kid sizes. We also focused on making this as light as possible because we understand the strength to weight ratio is much different for kids and smaller riders. When you want to try any route, from pavement to hard pack to singletrack this is the tire that will take you further, faster.

MODEL	PART NO.	SIZE	ETRTD	COMPOUND	FEATURE	TPI	BEAD	TL READY	PSI	WEIGHT (G)
NEW Rail Jr.	B32766	24 x 2.25	57-507	MPC - Multiple Purpose Compound	B-Proof (Aramid Belt) Reflective	27	WB		35 - 65	825 g
NEW Rail Jr.	B32767	20 x 2.25	57-406	MPC - Multiple Purpose Compound	B-Proof (Aramid Belt) Reflective	27	WB		35 - 65	675 g
Rail Jr.	B32754	26 x 1.50	40-559	MPC - Multiple Purpose Compound	B-Proof (Aramid Belt) Reflective	72	WB		35 - 65	545 g
Rail Jr.	B32753	24 x 1.50	40-507	MPC - Multiple Purpose Compound	B-Proof (Aramid Belt) Reflective	72	WB		35 - 65	470 g
Rail Jr.	B32752	20 x 1.50	40-406	MPC - Multiple Purpose Compound	B-Proof (Aramid Belt) Reflective	72	WB		35 - 65	380 g
NEW Rail Jr.	B32768	18 x 1.50	40-355	MPC - Multiple Purpose Compound	B-Proof (Aramid Belt) Reflective	72	WB		35 - 65	370 g
NEW Rail Jr.	B32765	18 x 1.50	40-305	MPC - Multiple Purpose Compound	B-Proof (Aramid Belt) Reflective	72	WB		35 - 65	325 g
NEW Rail Jr.	B32769	14 x1.50	40-254	MPC - Multiple Purpose Compound	B-Proof (Aramid Belt) Reflective	72	WB		35 - 65	265 g



XCV

This junior class cyclocross tire is designed for racing and fast riding. With low profile ramped and tapered knobs nothing will stop your wee one from maximizing acceleration and putting those newly learned cornering skills to good use. We're proud to be one of the only manufacturers to offer a tire in this category.

MODEL	PART NO.	SIZE	ETRTO	COMPOUND	FEATURE	TPI	BEAD	TL READY	PSI	WEIGHT (G)
XCV	B33363	24 x 2.10	53-507	MPC - Multiple Purpose Compound		27	WB		35 - 65	705 g
XCV	B33364	20 x 1.95	50-406	MPC - Multiple Purpose Compound		27	WB		35 - 65	570 g

CUB

It's a city runner! This versatile folding bike targeted tire has strong support in cities all over the world. No matter the season or weather some people just keep riding all year 'round. We offer the Cub line with a complete size range from 16, 18, 20 and 24-inch to match your specifications.



MODEL	PART NO.	SIZE	ETRTO	COMPOUND	FEATURE	TPI	BEAD	TL READY	PSI	WEIGHT (G)
NEW Cub	B34404	26 x 2.25	50-559	MPC - Multiple Purpose Compound		27	WB		35 - 65	695 g
NEW Cub	B34403	26 x 2.0	50-559	MPC - Multiple Purpose Compound		27	WB		35 - 65	695 g
Cub	B34402	24 x 2.0	50-507	MPC - Multiple Purpose Compound		27	WB		35 - 65	695 g
Cub	B34401	20 x 2.0	50-406	MPC - Multiple Purpose Compound		27	WB		35 - 65	615 g
Cub	B34428	18 x 1.75	47-355	MPC - Multiple Purpose Compound		27	WB		35 - 65	440 g
Cub	B34429	16 x 1.75	47-305	MPC - Multiple Purpose Compound		27	WB		35 - 65	480 g
NEW Cub	B34433	14 x 1.75	47-254	MPC - Multiple Purpose Compound		27	WB		35 - 65	350 g
NEW Cub	B34434	12 x 1.75	47-203	MPC - Multiple Purpose Compound		27	WB		35 - 65	280 g

SPEEDSTER

The Speedster is designed for high rolling speed and minimal drag on hard-pack or paved terrain, it's a fun and fast high-volume tire for the younger crowd in smaller sizes. The honeycomb center tread creates little rolling resistance and delivers unbelievably long tread life. This feature also gives you excellent traction in dry or wet conditions. Large diamond shaped side knobs provide the grip you need in corners. With its balloon-style structure, you'll feel like you're floating on the back of a Unicorn.



MODEL	PART NO.	SIZE	ETRTO	COMPOUND	FEATURE	TPI	BEAD	TL READY	PSI	WEIGHT (G)
Speedster	B316352	650C x 28C	28-571	MPC - Multiple Purpose Compound		27	WB		80-100	350 g
Speedster	B316353	26 x 2.0	50-406	MPC - Multiple Purpose Compound		27	WB		35 - 70	780 g
Speedster	B316354	24 x 2.0	50-507	MPC - Multiple Purpose Compound		27	WB		35 - 70	760 g
Speedster	B316355-RF	20 x 2.0	50-406	MPC - Multiple Purpose Compound	Reflective hotpatch	27	WB		35 - 70	650 g
Speedster	B316351	20 x 0.9	23-406	MPC - Multiple Purpose Compound		72	FB		35 - 70	185 g
Speedster	B316356-RF	18 x 2.0	50-355	MPC - Multiple Purpose Compound	Reflective hotpatch	27	WB		30 - 70	570 g
Speedster	B316357-RF	16 x 2.0	50-305	MPC - Multiple Purpose Compound	Reflective hotpatch	27	WB		30 - 70	490 g
Speedster	B316358-RF	14 x 2.0	50-254	MPC - Multiple Purpose Compound	Reflective hotpatch	27	WB		30 - 70	400 g
Speedster	B316359-RF	12 x 2.0	50-203	MPC - Multiple Purpose Compound	Reflective hotpatch	27	WB		30 - 70	335 g
NEW Speedster	B316394	12 x 1.75	47-203	LSG + Low Specific Gravity (Plus)		90	FB		30 - 70	335 g
NEW Speedster	B316393	12 x 1.50	38-203	LSG + Low Specific Gravity (Plus)		90	FB		30 - 70	335 g



GRAVITY TEDDY SPEEDBOOSTER

This 12-inch little ditty is bar none the lightest push-bike tire available. We're a leader in the category and proud of it.

MODEL	PART NO.	SIZE	ETRTO	COMPOUND	FEATURE	TPI	BEAD	TL READY	PSI	WEIGHT (G)
NEW Speed Booster	B41132	12 x 1.75	47-203	LSG + Low Specific Gravity (Plus)		90	FB		35 - 65	280 g
NEW Speed Booster	B41131	12 x 1.50	38-203	LSG + Low Specific Gravity (Plus)		90	FB		35 - 65	160 g
NEW Gravity Teddy	B41120	12 x 1.50	38-203	LSG + Low Specific Gravity (Plus)		90	FB		35 - 65	160 g



GOODIE GOODIE

Goodie Goodie is made for 16-inch rims yet constructed with the same specifications as our 700c road bike tires (just in a smaller diameter). It's a great tire for kids and maybe even your BMX pit bike! Any day, any ride, it's just a good feeling little road tire.

MODEL	PART NO.	SIZE	ETRTO	COMPOUND	FEATURE	TPI	BEAD	TL READY	PSI	WEIGHT (g)
NEW Goodie Goodie	B40825-RF	20 x 1.35	35-406	MPC - Multiple Purpose Compound	B-Proof (Aramid Belt) / Reflective hotpatch	90	FB		70 - 115	295 g
NEW Goodie Goodie	B40926-RF	20 x 1.35	35-406	MPC - Multiple Purpose Compound	Skinwall B-Proof (Aramid Belt) / Reflective hotpatch	90	FB		70 - 115	295 g
NEW Goodie Goodie	B40927-RF	16 x 1.35	35-349	MPC - Multiple Purpose Compound	B-Proof (Aramid Belt) / Reflective hotpatch	90	FB		70 - 115	250 g
NEW Goodie Goodie	B40928-RF	16 x 1.35	35-349	MPC - Multiple Purpose Compound	Skinwall B-Proof (Aramid Belt) / Reflective hotpatch	90	FB		70 - 115	250 g
NEW Goodie Goodie	B40924	16 x 1 3/8	37-349	MPC - Multiple Purpose Compound	B-Proof (Aramid Belt) / Reflective line	72	WB		70 - 115	200 g
Goodie Goodie	B40901	16 x 1 3/8	37-349	CC - Continuum Compound	B-Proof (Aramid Belt)	90	FB		70 - 115	200 g

T-MONSTER

This specialty tire is one of the best in the high-end unicycle market. Our 36-inch T-Monster features the same popular tread pattern and benefits as our popular T-Fatty, but on a much larger scale and a way more unique format.



MODEL	PART NO.	SIZE	ETRTO	COMPOUND	FEATURE	TPI	BEAD	TL READY	PSI	WEIGHT (g)
T-Monster	B32446	36 x 2.25	57-787	MPC - Multiple Purpose Compound		72	WB		45 - 85	1,410 g

I am Jack Carthy I ride for orange bikes on the MTB and I ride for crewkerz bikes for my trials riding I chose to use veeTires because the the compound is amazing veeTires really know what they are doing to make the best tires I have won 8 world titles on these tires and I wouldn't use anything else! ➔

THE NATIONAL

This tire is specifically designed for trials. Its unique tread pattern and extremely soft rubber compound make it perfect to stick tricks and clean sections every time. Pair this with the T-AM for the ultimate control and ability on the biggest of stunts.



MODEL	PART NO.	SIZE	ETRTO	COMPOUND	FEATURE	TPI	BEAD	TL READY	PSI	WEIGHT (G)
The National	B33006	26 x 2.0	50-559	WAW Edition	Front Trial / Synthesis	72	FB		22.5 - 50	560 g



T-AM

This versatile tire offers multi-use features. Showcasing specific knob patterns for optimum traction, control and cornering ability, the T-AM is designed for soft to medium trail usage and is capable of acting as an all-surface tire as well. For this reason, it pairs nicely with The National for trials and stunt riders to provide excellent grip and control on the rear wheel when you're not sure what the day or terrain holds.

MODEL	PART NO.	SIZE	ETRTO	COMPOUND	FEATURE	TPI	BEAD	TL READY	PSI	WEIGHT (G)
T-AM	B32456	26 x 2.50	62-559	WAW Edition	Rear Trial / Synthesis	72	FB		30 - 50	800 g





BIKEPARKPRO



BikeParkPRO is a GPS-based mobile app for the global mountain bike community. Available for free on iPhone and Android, if you ride park then you should definitely check it out. You record your riding session using the app, and upload your data when you're finished. BikeParkPRO then identifies all your key statistics like number of laps, total vertical descent etc. and identifies all the trails that you rode during the day in order to calculate your best time for each of those trails. And of course it then displays your position in trail and stat leaderboards, adding an extra element of fun and interaction to your normal riding sessions as you see how you rank against other riders.

VEE TIRE CO. | #TAKEYOURSELF FURTHER



APPAREL

SIZE AVAILABLE
S, M, L, XL, 2XL

LOGO CAP
ONE SIZE FITS ALL



VEE JERSEY
SIZE AVAILABLE
S, M, L, XL





VEE MOTO TIRES

RIDE BOLD

E-50

AS PART OF OUR ONGOING DEDICATION TO PROVIDE THE BEST AND SAFEST E-BIKE TIRES ON THE MARKET, VEE TIRE CO. IS PARTNERING WITH OUR OWN VEE MOTO TO CREATE A SPECIFIC LINE OF SPORT, TOURING AND PERFORMANCE E-BIKE TIRES WITH ECE-R75 CERTIFICATION AND AN E-50 RATING FOR UP TO 50 KM/H. THESE TIRES WILL MEET THE EUROPEAN REQUIREMENTS FOR FASTER, HEAVIER E-BIKES THAT PRODUCE MORE POWER AND TORQUE. AMONG OTHER TECHNOLOGY, THESE SPECIALTY TIRES BY VEE WILL PROVIDE INCREASED PUNCTURE PROTECTION AND A MORE DURABLE COMPOUND WITH LESS ROLLING RESISTANCE. MODELS WILL INCLUDE E-SPEEDSTER, E-GRIDLOCK AND E-WINTER UNDER THE VEE MOTO MONIKER. COMING SOON!

COMING SOON



DISTRIBUTORS

For for information on purchasing VEE Tire Co. products or if interested in becoming a distributor please contact VEE Tire Co. Sales at 770-852-0833 or email sales@veetireco.com

NORTH AMERICA

USA //

BTI
Main Line : (800) 558-8324
Phone : +45 48188487
Web : www.bti-usa.com

Downeast Bicycle Specialists
Address : 178 Porter Road
PO Box 226
Fryeburg, ME 04037
Main Line : (207) 935-4242
Fax : (207) 935-4881
Web : www.debike.com/

Hawley USA
Main Line : (803) 359-3492
Web : www.hawleyusa.com

J&B Importers, Inc.
Main Line : (909) 798-5568
Web : www.jbimporters.com

KHS Bicycles
Main Line : (310) 632-7173 ext:
255
Web : www.khsbicycles.com

QBP
Main Line : (952) 941-9391
US Wholesale Dealer Accounts:
(800) 346-0004
Web : www.qbp.com

System Cycle Supply
Main Line : (800) 332-9237
Email: info@systemcycle.com
Web : www.systemcycle.com/

Trek Bikes
Main Line : (800) 558-8324
Web: http://locator.trekbikes.
com/store/us

Canada //
Cycles Lambert
Main Line : 1 855 5262378
Web : www.cycleslambert.com

Live to Play Sports West
Address: Vancouver, 1465 Kebet
Way Port Coquitlam BC,
V3C 6L3

Live to Play Sports East
Address: Toronto, 105 Queens
Plate Dr. Unit #1
Etobicoke, ON, M9W 7K4
Web : livetoplaysports.com

SOUTH AMERICA

Argentina //
San Milan Trading S.A.
Cuit : 30-70993675-8 Ruta 9 Norte
KM 718, Estacion Juarez
Cielman Cordilba, Argentina
CP : 5145 TEL: 0351-4726522
E-mail : mauricio@smts.com

Brazil //
JR Comércio de Bicycletas e
Acessórios Ltda
Address : Av. das Industrias,
1062 Bairro : Sao Joao - 90200-
290
Porto Alegre - RS - Brasil
Phone : (55) (51) 8136 9676
Fax : (55) (51) 3374 0033
Web : www.jrcomercio.com.br

Chile //
Roland Spaarwater Ltda.
Av. Apoquindo 8263, Las
Condes,
Chile
Tel : +56 9 9619 0374
E-mail : n.spaarwater@rsl-chile.cl
Website : www.spaarwater.cl

Costa Rica //
Ciclo San nicolas, S.A.
Address : Ap. 98-2050 S. Pedro
M.O. Avenida 10, Calles 4 y 6
150 mts.
Este de la Castellana San José,
Costa Rica
Phone : 233-8253
Fax : 255-4749
Email : snicolas@sol.racs.com.co

Dominican Republic //
Home of the Champions
Address : Patio Sports Club
Av. Jacobo Majluta debajo del
Puente del Rio Isabela
Phone : 809-567-5533,
829-286-2221
Web : www.patiosportsclub.com

EUROPE & AFRICA

Croatia //
Rog - Joma D.O.O.
Address : Majstorska 7, 10000
Zagreb, Croatia
Phone : +385 1 2300 156
Fax : +385 1 2304 337
Email : info.webshop@rogjoma.hr
Web : www.rog-joma.hr

Denmark //
JT Import Aps
Address : Lyshoejvej 85 b - 3650
Oelstykke
E-mail : jt@jtimport.dk
Web : www.jtimport.dk

France //
Frenchy's Distribution
Address : Zi de colombier
grangeéglise 69590 St Sym-
phorien surcoise
Phone : +33 (0)4 78 44 55 76
Fax : +33 (0)4 78 44 55 12
Email : infos@frenchys-distribu-
tion.com
Web : frenchys-distribution.com

Germany //
Coolmobility GmbH
Ludwig-Erhard-Allee 3
DE - 33719 Bielefeld
P + 49. 521. 32 99 88-0
info@coolmobility.de
www.coolmobility.de

Finland //
VERKKOKAUPPA
OYJ, TYYNEMERENKATU 11,
00220 HELSENKI, FINLAND
TEL : +358103095555
Website : www.verkkokauppa.
com

Hungary //
Pacific Cycles rt. Kft.
Address : 2314 Halásztelek, II.
Rákóczi F. út 106.
Email : info@pacific.co.hu
Phone : +36 24 511 270
Fax : +36 24 475 366
Facebook : http://www.facebook.com/
veetirecchungary
Web : www.pacificcycles.hu

Italy //
Velorama srl
Address : Via 2 Agosto 1980, 32
Phone : 051-969797/051-969757
Fax: 051-969779
Email : info@velorama.com
Web : www.velorama.com

Madagascar //
DiscoDin
Address : Andraharo - 101
Antananarivo Phone : +261 (20)
2335636
Fax : +261 (20) 2328693
Email : k.dinmamod@discodin.
com
Web : www.discodin.com/

Netherlands //
Meybod Distribution
Address : Rijkkevoortseweg 5,
5831 TG Boxmeer The Netherlands
Main Line : +31(0)485325698
Email : info@meybodistribution.
com
Web : www.meybodistribution.
com

Norway //
Sport 1 Gruppen
Address : Dyrskueveien 21 2040,
Kløfta
Email : sport1@sport1.no
Web : www.sport1.no

Romania //
SC DIMSIM ANVELOP SRL
Address : Strada alea no. 133v, city
schela , area suceava, postal code
727525 Romania
Phone : 004 0740 970 134, 004 0744
560 931
Fax : 004 0330 803 937
Email : dim_sim_anvelop@yahoo.com
Web : www.veerubber.ro

South Africa //
Two Wheels Trading
Address : Unit 4 Aldo Business
Park,
Old Cape Rd., Greenbushes, Port
Elizabeth, South Africa, 6390
Phone : 041-3721418
Fax : 086 6082702
Web : www.twowheelstrading.
co.za

Sweden //
Paesano AB
Address: Ekehöjdgatan 53B
42668 Västra Frölunda Sweden
Main Line: (46) 31 760 24 35
Email: info@paesano.se
Web: http://paesano.se

Switzerland //
Intercycle AG
Address : Pfrundmatte 3, CH-
6210, Sursee, Switzerland
Phone : +41 41 926 65 11
Fax : +41 41 926 63 52
Email : info@intercycle.com
Web : www.intercycle.com/

United Kingdom //
Veetireco UK Limited
Address : Unit C, Halesfield 8,
Telford, Shropshire, TF7 4QN
Phone : 01952 684168
Fax : 01952 684957
Email : info@veetireco.uk
Web : www.veetireco.co.uk

ASIA & OCEANIA

Australia //
Cycling Connections Pty Ltd
70 Walter Street, Mortdale NSW
2223
Phone : +61 2 9580 7173
Email : eurosolutionsoz@bigpond.
com
Elite Cycle
Address : PO Box 307 3139,
Woori
Yallock Victoria, Australia
Phone : +61-3-5964 7771
Email : gary@eclimports.com
Web : www.eclimports.com

China (Guangdong Province) //
Guangzhou Gainway Co., Ltd.
RM 1701-1710, Fuying International
Building, 166 Changgang Zhong
Road, Guangzhou, China

Hong Kong. //
Chapman Industries Company
Address: 7B10, Block B, East
Sun Industrial centre, 16 Shing
Yip street, Kwun tong, Kowloon,
Hong Kong.
Phone: +852 9329 2780
Email: spawnki@gmail.com
Facebook: Chapman Industries
company

Japan //
Rainbow Products Japan
Address : 4-5-22 Jounan,
Fujisawa
Kanagawa Japan zip251-0057
Phone : +81 446 47 8885
Email : rainbowpch101@gmail.
com
Web : www.veetire-jp.com

Korea //
IMT TECHNOLOGY CO.,LTD.
3F, 1562-7 Sa-Dong, Sangrok-gu
Ansan-Si, Gyunggi-Do, South
Korea
TEL:+82-31-409-9333 Zip/Postal
CODE : 15577

REVOSTAR
172-19, Geumhoro, Ilcheonmyeon
Chilgokgun, Gyeongbuk, Korea
Busan South Korea
TEL : +82 54 975 8073
FAX : +82 54 975 8074

Malaysia //
Lerun Industries SDN BHD
29 & 31, Jalan TPP 5/17, Taman
Perindustrian Puchong, Section 5
(1,198.69 km)
Puchong 47100
Phone: +603 8061 0222
Fax: +603 8062 4855
Web: http://www.lerun.com.my

New Zealand //
ADU Industries
Address : 745 Te Rapa Road,
Te Rapa
Hamilton 3200 ,New Zealand
Email : duncan@adu.co.nz ,
sales@adu.co.nz
Web : www.aduindustries.co.nz/

Nepal //
Gravity Nepal Pvt.Ltd.
Address : Dharatole 6, Boud-
ha, Kathmandu, Nepal
Email : info@gravitynepal.com
Web : www.gravitynepal.com

Philippines //
Mega Ideal Enterprises
Address : #188-D Platinum Busi-
ness District Congressional Ave.
Quezon City, Philippines
PHONE: +632-9388883 to 5
FAX: +632-93888880
Email: tanpaulaurence@gmail.com
Web : www.megabikesph.com

Taiwan //
BIKE BASE INTERNATIONAL CO.,LTD
10F-1, No.19, Sihwei Rd.,
Shijhuang Dist.,
New Taipei City 24265, Taiwan
(R.O.C.)
Tel: (886-2)2202-7819
Fax (886-2)2202-7803
Email: mpai@veerubber.co.th

BE YOUR OWN
**WORLD
CHAMPION**
EVERY DAY, EVERY RIDE

#TAKEYOURSELF FURTHER
WWW.VEETIRECO.COM



VEE TIRE CO.
HEAD OFFICE

924 RAMA 9 ROAD, BANGKAPI,
HUAY-KWANG, BANGKOK 10310 THAILAND
TELEPHONE NUMBER THAILAND: (+66)-2-719-6644
SALES@VEETIRECO.COM

USA
3602 BROWNS MILL ROAD SE
ATLANTA, GA 30354

EUROPE
VIA 2 AUGUST 1980,
34, 40056 CREPELLANO BO, ITALY

TAIWAN
VEE TAI INTERNATIONAL LTD.
11F, NO.48 FU HSING N. RD



FACEBOOK : VEE TIRE CO



INSTAGRAM : VEETIRECO